



West Point 
WOODWORKING LLC

2023





West Point 
WOODWORKING LLC



TABLE OF CONTENTS

New & Discontinued Products.....	6	Collections	18-21
Single Pedestal Tables	8	Excellent Sellers	22
Double Pedestal Tables.....	9	Ordering Information.....	23
Leg Tables	10	Warranty.....	23
Trestle Tables.....	11	Attention To Details.....	24
Stationary Base Tables	12	Table Options.....	25
Cabinet Base Tables	12	Information.....	26
Benches	13	Self Store	27-29
Butterfly Tables	14-16	Locks.....	30
Quickship Items	17		

TABLES

Addison Single	31	Broadway Leg	43
Advance Single	31	Brooklyn Single	44
Albany	32	Brookville	44
Arts & Crafts	32	Brookville Pub	45
Arts & Crafts Cabinet.....	33	Burlington Single	45
Arts & Crafts Pub	33	Cambridge	47
Arts & Crafts Trestle	34	Canterbury Leg	48
Avery Trestle	35	Carson Single	49
Barrington Double	35	Chancellor Double	50
Barrington Single.....	36	Chancellor Single	51
Bassett Cabinet	36	Chesapeake Trestle.....	51
Baytown Double.....	37	Cheyenne Leg	52
Baytown Single.....	38	Colebrook	54
Berkshire	39	Columbus Trestle.....	55
Brady Leg.....	40	Dallas Trestle	57
Bridgeport	41	Dayton Leg.....	57
		Denver Leg.....	58




TABLE OF CONTENTS (continued)


Dover Leg	60	Lexington Leg Mini	84
Dutch Double	61	Lexington Single	86
Easton Single	61	Lexington Single Mini	86
El Dorado Trestle	62	Lexington Cabinet	88
El Paso Trestle	64	Lexington Trestle	88
Ethan	65	Lifestyle Trestle	89
Fremont Trestle	65	Logan Trestle	90
Fulton Trestle	66	Madison Pub	91
Galena Trestle	67	Mankato Trestle	91
Hampton	68	Mansfield	92
Hampton Leg	69	McCoy	93
Harrison Double	70	Mission Leg	94
Harrison Single	70	Mission Trestle	94
Hartford Trestle	71	Naperville Trestle	95
Harvest Leg	72	Nashville Trestle	96
Heidi Cabinet	73	Newbury	97
Heidi Leg	74	Olde Century Mission	98
Imperial Single	75	Orewood Trestle	100
Imperial Double	76	Oxford Double	100
Imperial Single Pub	76	Pagosa Trestle	101
Jamestown	78	Paris Trestle	101
Kingsbury Mission Trestle	78	Portland Single	102
Kingsley Single	79	Preston Double	103
Knoxville Trestle	80	Preston Single	103
Lamesa Trestle	80	Ravena Trestle	104
Laporte Trestle	81	Reno Trestle	105
Laredo Trestle	82	Richland Trestle	106
Laurie's	83	Ridgecrest	107
Lexington Leg	84	Ridgewood	107

TABLE OF CONTENTS (continued)

Rio Vista Trestle	108	Traditional Leg	117
Santa Fe Leg	110	Traditional Pub	117
Saratoga Trestle	111	Traditional Scallop	118
Saratoga Single	112	Traditional Single	118
Savannah Single	112	Tulsa Cabinet	119
Shelby Trestle	113	Vancouver Trestle	120
Sheridan Trestle	114	Wabash Barrel	121
Sierra	115	Wellington Trestle	122
Stanwood	116	Westin	123
Traditional Double	116	Xavier Trestle	123

BENCHES

Arts & Crafts Bench	34	Heidi Bench	75
Bridgeport Bench	41	Laporte Bench	81
Broadway Bench	43	Laredo Bench	83
Cambridge Bench	47	Lexington Bench	89
Canterbury Bench	49	Lifestyle Bench	90
Chesapeake Bench	52	Mankato Bench	92
Cheyenne Bench	53	McCoy Bench	93
Colebrook Bench	53	Mission Bench	95
Columbus Bench	56	Newbury Bench	96
Denver Bench	59	Olde Century Bench	98
El Dorado Bench	63	Paris Bench	102
El Paso Bench	63	Reno Bench	104
Galena Bench	68	Rio Vista Bench	109
Hampton Bench	69	Santa Fe Bench	109
Harvest Bench	72	Sheridan Bench	115
		Xavier Bench	123



NEW PRODUCTS FOR 2023



Avery Trestle



Lexington Leg Mini



Lexington Single Mini



Logan Trestle



Portland Single



Shelby Trestle



Wabash Barrel



Cheyenne Bench



Columbus Bench



Laporte Bench



Santa Fe Bench

DISCONTINUED PRODUCTS



Granby Leg



Mason Single



McKenzie Single




Timber Ridge Bench



Timber Ridge Trestle

WOOD & HUMIDITY

The photos below are examples of what can happen to a table with humidity changes. This is not a defect, it is the result of natural movement in wood. Please see page 23 for more information regarding wood movement.



The photo above is the result of too low humidity, creating a gap at the ends of the joints. If the humidity is too high, the table will gap at the center of the joints.



SINGLE PEDESTAL TABLES



Addison Single



Advance Single



Albany



Barrington Single



Baytown Single



Brooklyn Single



Burlington Single



Carson Single



Chancellor Single



Easton Single



Harrison Single



Kingsley Single



Lexington Single



Lexington Single Mini



Portland Single



Preston Single



Ridgewood



Saratoga Single



Savannah Single



Traditional Pub



Traditional Single



Wabash Barrel



Westin

DOUBLE PEDESTAL TABLES



Barrington Double



Baytown Double



Chancellor Double



Dutch Double



Harrison Double



Oxford Double



Preston Double



Traditional Double



Traditional Scallop



LEG TABLES



Berkshire



Brady Leg



Broadway Leg



Canterbury Leg



Cheyenne



Dayton Leg



Denver Leg



Dover Leg



Ethan



Hampton Leg



Harvest Leg



Heidi Leg



Laurie's



Lexington Leg



Lexington Leg Mini



Madison Pub



Mansfield



Mission Leg



Newbury



Santa Fe Leg



Stanwood



Traditional Leg

TRESTLE TABLES



Arts & Crafts Trestle



Avery Trestle



Bridgeport



Cambridge



Chesapeake



Colebrook



Columbus Trestle



Dallas



El Dorado



El Paso Trestle



Fremont Trestle



Fulton Trestle



Galena Trestle



Hampton



Hartford Trestle



Jamestown



Kingsbury Mission



Knoxville Trestle



Lamesa Trestle



Laporte Trestle



Laredo Trestle



Lexington Trestle



Lifestyle Trestle



Logan Trestle



Mankato Trestle



McCoy



Mission Trestle



Naperville Trestle



Nashville Trestle



Olde Century Mission



Orewood Trestle



Pagosa Trestle



Paris Trestle



Ravena Trestle



Reno Trestle



Richland Trestle



Rio Vista Trestle



Saratoga Trestle



Shelby Trestle



Sheridan Trestle



Sierra



Vancouver



Wellington Trestle



Xavier Trestle

STATIONARY BASE TABLES



Arts & Crafts



Arts & Crafts Pub



Brookville



Brookville Pub



Imperial Double



Imperial Single



Imperial Single Pub



Ridgecrest

CABINET BASE TABLES



Arts & Crafts Cabinet



Bassett Cabinet



Heidi Cabinet



Lexington Cabinet



Tulsa Cabinet

BENCHES



Arts & Crafts Bench



Bridgeport Bench



Broadway Bench



Cambridge Bench



Canterbury Bench



Chesapeake Bench



Cheyenne Bench



Colebrook Bench



Columbus Bench



Denver Bench



El Dorado Bench



El Paso Bench



Galena Bench



Hampton Bench



Harvest Bench



Heidi Bench



Laporte Bench



Laredo Bench



Lexington Bench



Lifestyle Bench



Mankato Bench



McCoy Bench



Mission Bench



Newbury Bench



Olde Century Bench



Paris Bench



Reno Bench



Rio Vista Bench



Santa Fe Bench



Sheridan Bench



Xavier Bench



BUTTERFLY LEAF TABLES

LEG TABLES

- For pricing on butterfly leaf tables, see page 4 of price list
- Leg tables available with only one 18" butterfly leaf
- 42" is minimum width for butterfly leaf table
- Not available with 4" Clip Corner top shape
- Butterfly leaf tables are not available in custom widths
- Maximum leaf width is 18"



Broadway Leg



Canterbury Leg



Denver Leg



Heidi Leg



Madison Pub



Mansfield



Mission Leg



Newbury



Traditional Leg

CABINET BASE TABLES

- Cabinet base tables are standard with 1-18" butterfly leaf
- Cabinet base tables are not available with 2 butterfly leaves



Arts & Crafts
Cabinet



Bassett Cabinet



Heidi Cabinet



Lexington Cabinet

BUTTERFLY LEAF TABLES

TRESTLE TABLES

- For pricing on butterfly leaf tables, see page 4 of price list
- See page 24 for close-up view of a Butterfly Table
- 42" x 60" & 48" x 60" 1-18" butterfly leaf only due to short base
- 42" x 66", 42" x 72", 48" x 66", & 48" x 72" available with one or two 18" butterfly leaves
- 42" is minimum width for butterfly leaf table
- Butterfly leaf tables are not available in custom widths
- Maximum leaf width is 18"



Arts & Crafts Trestle



Cambridge



Colebrook



Fremont Trestle



Galena Trestle



Jamestown



Kingsbury Mission



Lexington Trestle



McCoy



Mission Trestle



Naperville Trestle



Nashville Trestle



Olde Century Mission



Ravena Trestle



Reno Trestle



Richland Trestle



Sierra



Vancouver Trestle



BUTTERFLY LEAF TABLES

SINGLE PEDESTAL TABLES

- For pricing on butterfly leaf tables, see page 4 of price list
- Single pedestal tables available with only one 18" butterfly leaf
- Only available in 48" and 54" round
- Not available in custom sizes
- Only available in 18" leaf
- Only available with 1" thick top
- Leaf skirts not available



Albany



Arts & Crafts



Arts & Crafts Pub



Baytown Single



Brookville



Brookville Pub



Carson Single



Chancellor Single



Easton Single



Harrison Single



Imperial Single



Imperial Single Pub



Lexington Single



Portland Single



Preston Single



Ridgewood



Savannah Single



Traditional Single



QUICKSHIP ITEMS

- These items are available in Quickship
- *NOTE: the edge, shape and S/S options cannot be changed on Quickship items*
- We reserve the right to remove any item from the Quickship program without prior written notice



Baytown Single
42" Round, 2 leaf
Brown Maple



Burlington Single
60" Round Solid Top
Brown Maple or
Rustic Cherry



Columbus Trestle
42"x72", 2 leaf, S/S
Rough Sawn
Wormy Maple



Denver Leg
42"x72", 2 leaf, S/S
Oak



Dover Leg
36"x48", 2 leaf, S/S
Oak or Brown Maple



El Paso Bench
80", 2 leaf
Rough Sawn
Wormy Maple



El Paso Trestle
48"x80", 2 leaf
Rough Sawn
Wormy Maple



Galena Trestle
42"x72", 2 leaf, S/S
48"x72", 4 leaf, S/S
QSWO



Imperial Single
48" Round, 2 leaf
Brown Maple



Lexington Leg
42"x72", 2 leaf, S/S
Brown Maple



Lexington Single
54" Round, 2 leaf
Brown Maple



Newbury Leg
42"x60", 2 leaf, S/S
Brown Maple



Sheridan Trestle
36"x54", 2 leaf, S/S
Oak



Xavier Bench
84" Solid Top
Rustic Walnut



Xavier Trestle
42"x84" Solid Top
Rustic Walnut



COLLECTIONS



Baytown Double - Pg. 37



Baytown Single - Pg. 38



Berkshire - Pg. 39



Bridgeport - Pg. 42



Burlington Single - Pg. 46



Canterbury Leg - Pg. 48



Chancellor Double - Pg. 50



Colebrook - Pg. 54

COLLECTIONS



Columbus Trestle - Pg. 55



Denver Leg - Pg. 58



Dover Leg - Pg. 60



El Dorado Trestle - Pg. 62



El Paso Trestle - Pg. 64



Galena Trestle - Pg. 67



Heidi Cabinet - Pg. 73



Heidi Leg - Pg. 74



COLLECTIONS



Imperial Double - Pg. 77



Kingsley Single - Pg. 79



Laredo Trestle - Pg. 82



Lexington Leg - Pg. 85



Lexington Single - Pg. 87



Newbury - Pg. 97



Orewood Trestle - Pg. 99



Reno Trestle - Pg. 105

COLLECTIONS



Rio Vista Trestle - Pg. 108



Santa Fe Leg - Pg. 110



Saratoga Trestle - Pg. 111



Sheridan Trestle - Pg. 114



Tulsa Cabinet - Pg. 119



Wellington Trestle - Pg. 122



Xavier Trestle - Pg. 124



EXCELLENT SELLERS



Arts & Crafts



Baytown Double



Baytown Single



Broadway Leg



Brookville



Burlington Single



Canterbury Leg



Colebrook Trestle



Denver Leg



Dover Leg



El Paso Trestle



Ethan Leg



Galena Trestle



Heidi Leg



Imperial Double



Imperial Single



Lexington Leg



Lexington Single



Mission Trestle



Newbury



Olde Century Mission




Saratoga Trestle



Sheridan Trestle



Traditional Single



Xavier Trestle

THE NATURE OF WOOD

Wood is a product of nature and therefore acts in ways beyond human control. All hardwood has variation in its color and grain. These wood characteristics will put their own unique touch to each piece of solid wood furniture. Even though we go through the same building process, no two pieces will be exactly the same. Wood color can vary a lot depending on stain selection.

Most hardwoods are open grained, causing solid wood furniture to expand and contract with changes in temperature and humidity, even after protective finishes have been applied. These temperature changes may cause the wood to crack or have surface checks. This is not abnormal and these are not considered as flaws, but rather

nature's "beauty marks" which make each piece manufactured at West Point Woodworking a truly unique piece of furniture.

Indoor humidity should be kept in the 35-40% range to minimize these effects. Solid wood should be kept away from direct sources of heating and cooling and should not be stored in attics or basements. Direct sunlight and fluorescent fixtures that contain ultraviolet rays can cause chemical changes in wood and finish and therefore should be avoided.

When cared for properly your solid wood furniture will become a piece of timeless beauty, one that will be treasured for generations.

ORDERING INFORMATION

To avoid delays in production and unnecessary phone calls, please provide the following information on all table orders.

1. QUANTITY
2. STYLE
3. SIZE
4. LEAVES: with skirts or without skirts
5. SHAPE OF TOP: if options are available
6. EDGE STYLE: if the shape of top or edge is not specified, we will proceed with the standard specs for that style
7. BASE STYLE: single pedestal, double pedestal, leg
8. FEET STYLE: if options are available
9. SELF STORE: if available
10. WOOD SPECIE
11. STAIN COLOR: if available at time of order
12. YOUR PURCHASE ORDER NUMBER
13. CUSTOMER NAME
14. YOUR FINISHER...so we know where to ship your tables!

Thank You!

WARRANTY POLICY

At West Point Woodworking we are pleased that you have chosen to invest in hardwood furniture. Our tables are built entirely out of hardwoods from the top to bottom. You will not find any particle board or veneers, with the exception of some parts of the cabinet base. We use some plywood in places where it would not be practical to use solid hardwoods due to expansion and contraction of solid wood. We offer a two year warranty on workmanship, materials, and construction methods. If a defect is found in the first two years of when the table was built, and the table has not been abused or improperly cared for, we will repair the table at no cost. If the table has been damaged due to improper care we can still repair the table and will do so at a reasonable fee (usually \$60 or less depending on damage).

Always keep in mind that wood is a natural product and can expand or contract under certain humidity conditions. When the humidity is too high (above 50%) you may see some gaps between the leaves toward the center of the table. If the humidity level drops below 35% you may notice a little gap between the leaves towards the outer edge of the leaves. Most of the time this is nothing to be alarmed about and you may see the table go through this as the seasons change, especially if the house is not humidity controlled. If there is enough expansion or contraction in the table top to actually cause the wood to split, we will repair the table in the first two years unless it was improperly cared for. Finishing and shipping back and forth for repairs is not included in the warranty. If the table splits after two years from the manufacturing date, there will be a minimum charge of \$35 to repair the table and send it to the finish shop. Finishing cost will have to be negotiated between the retail store and the finisher.

ATTENTION TO DETAILS

West Point Woodworking pays attention to special details. Quality and details are important to us. Quality standards are established to ensure trouble free service. Each table is made-to-order and our craftsmen will follow your specifications from start to finish.



Each table is assigned a serial number for tracking purposes should any questions or problems arise.



V-grooved corner block assembly and two bolt leg attachments are part of the quality construction of our tables.



Quarter Sawn is created by using a different sawing technique to expose the different grains in the wood bringing out the flakes that remind us of family heirlooms.



Self-storing tables are designed to conveniently store extra leaves. Quality gear slides are used to help you open your table easily.



Butterfly leaf table option. See pages 14 and 15 for available styles.

OPTIONS

TABLE EDGE DESIGNS



Roundover ($\frac{5}{8}$ ")



Bevel



Mission ($\frac{1}{8}$ " Roundover)



Chamfer

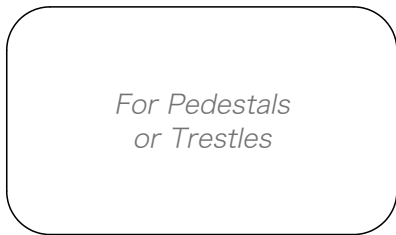


Ogee



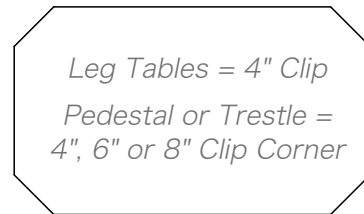
Waterfall

TABLE TOP OPTIONS



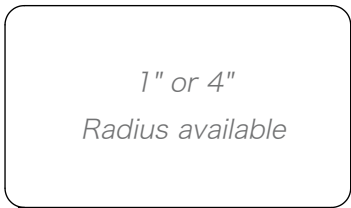
*For Pedestals
or Trestles*

8"
SQUARE
ROUND



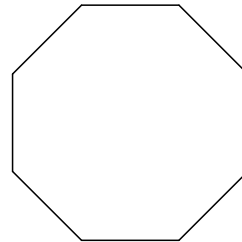
*Leg Tables = 4" Clip
Pedestal or Trestle =
4", 6" or 8" Clip Corner*

CLIPPED
CORNERS



*1" or 4"
Radius available*

RADIUS
CORNER




OCTAGON



*Not Available
on Leg Tables*

OVAL



RECTANGLE




*Not Available
on Leg Tables*


BANQUET



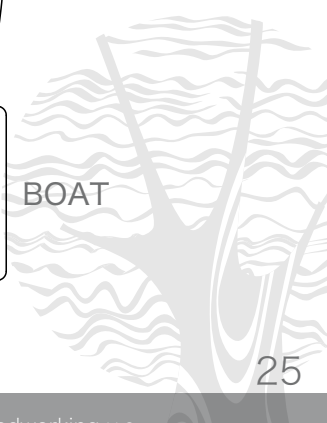
BOW
END



ROUND



BOAT



INFORMATION

INTERNET POLICY

We require a minimum markup on the **West Point Finished Wholesale price list**. Please see our pricelist for more details.

We firmly believe that the products we are building are far superior to many of the imports and other cheap lines of furniture that are on the market today, and by selling at too low price devalues this level of craftsmanship.

We are pleased that you have chosen to represent our 100% American made products and ask that you promote these products with confidence and truly believe in the product and sell it for what it is worth.

Steve Raber
Owner



CARE OF SOLID WOOD TABLES

If cared for properly your solid hardwood table can give you a lifetime of service and beauty. Here are several care tips that will enhance your solid hardwood table investment:

- Place your table away from radiators, fireplaces, and heating ducts.
- Position table out of direct sunlight or adjust blinds to avoid hour after hour of direct sunlight.
- Control humidity to 40%–45%. In winter use a humidifier, in summer use a dehumidifier or air conditioner.
- Use coasters with non-scratching bottoms.
- Use padding under all sharp, hot, or cold objects.
- Store table leaves in close proximity to table or in the same humidity, avoid storing leaves in damp basements where the leaves may swell.
- Avoid using nail polish remover, alcohol, and other solvents near or on table.

ROUTINE CLEANING AND CARE

DUST CAREFULLY with a soft cloth, following the grain pattern of the wood. Use an old T-shirt, baby diaper or cheesecloth that has been laundered to remove the sizing.

DUST OFTEN to remove everyday abrasive particles from wood surfaces.

CONSIDER CLEANING with a mild nonalkaline soap and water. Use the suds in a damp sponge or cloth, but be sure to pre-test the solution on an out-of-sight section to make sure it doesn't damage the finish. Dry immediately with a soft cloth and buff lightly, following the grain.

DON'T WAX or use any polish that contains any silicones! Catalyzed heat and moisture resistant finishes don't need additional polish, but if you want to use a polish we recommend Guardsman Furniture Polish.

REAL OR IMITATION?

Not sure if you're buying solid hardwood or a chip imitation? A check point is the glue joints. Put your finger on a glue joint and trace it along the top of the surface, over the edge, and to the underside. If the line disappears it's probably an imitation. Solid hardwood joints on the other hand can be traced across the top, the side and the underside.

SELF STORE

Please refer to price list first to see if any specific self-store rules apply to that table style. If no additional info is listed, you may use this page as a general guide. Please note that custom sizes and changing the top shape can affect self-store capabilities. Tops must be 12" longer than width in order to self-store. In an effort to clear up some confusion that can go with self storing tables, we are providing a general list of table sizes, shape and styles where self storing works or does not work. Always keep in mind when you are selling a table and self storing is requested, there are two major factors in self storing:

- 1) pedestal or trestle base mounting plate size and spacing
- 2) the length of the table slide required to accommodate the amount of leaves needed for the table.

Here is one example of a very common size table that gets ordered self store, but it cannot self store four leaves: 42" x 66" OVAL, 4 leaves. Most people have a tendency to think that the three leaf version can self store all three of the leaves, so it shouldn't be a problem to store four leaves on a four leaf table, however this does not work because for a four leaf table, our slide is 12" longer than on a three leaf table, which forces us to move the slides closer together so they fit between the table skirts. Then there is not enough space between the slides to store more than two leaves.

GENERAL INFORMATION

TRESTLE TABLES WITH RECTANGLE OR BOW END TOPS

- 42" x 60" stores up to 4 leaves, ALL unskirted
- 42" x 66" and 42" x 72" stores up to 4 leaves, 2 with skirts, 2 without
- 48" x 60" stores up to 4 leaves, 2 with skirts, 2 without
- 48" x 66" and 48" x 72" stores up to 4 leaves, ALL unskirted

TRESTLE TABLES WITH BOAT SHAPE TOPS

- 42" x 60" – 1, 2, 3 and 4 leaf tables can only self store 2 leaves BOTH without skirts
- 42" x 66" and 42" x 72" – 1, 2, 3 and 4 leaf tables can only self store 2 leaves, 1 with skirt, 1 without. If a 2, 3, or 4 leaf table is ordered with self store, the last leaf will be unskirted.
- 48" x 60" stores up to 4 leaves, 2 with skirt, 2 without
- 48" x 66" and 48" x 72" stores up to 4 leaves, ALL unskirted

DOUBLE PEDESTAL TABLES WITH RECTANGLE, BOW END, AND SQUARE ROUND TOPS

- Any 42" or 48" wide table can self store up to 4 leaves, 2 with skirt, 2 without.

****NOTE: SQUARE OR ROUND TABLES CANNOT SELF STORE ANY LEAVES!**

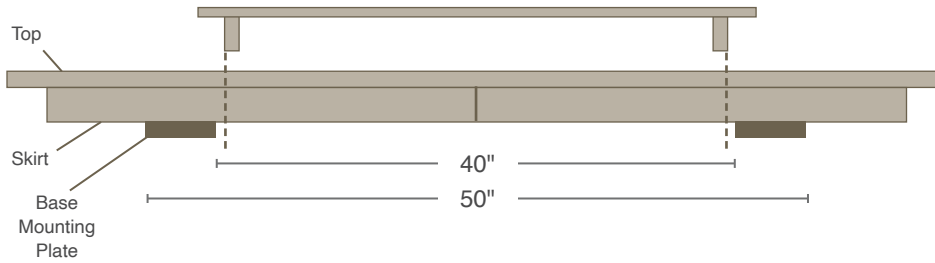
DOUBLE PEDESTAL TABLES WITH OVAL AND BANQUET TOPS

- 42" x 54" stores up to 2 leaves, 1 with skirt, 1 without
- 48" x 54" – 48" w leaf does not fit inside of a 54" long oval top
- 42" x 60" – 1, 2 and 3 leaf oval tables store 2 leaves, 1 with skirt, 1 without
- 42" x 60" – 1, 2 and 3 leaf banquet tables store 2 skirted leaves
- 42" x 60" – 4 leaf table cannot store any leaves
- 42" x 66" – 1, 2 and 3 leaf tables store up to 3 leaves, 2 with skirts, 1 without
- 42" x 66" – 4 leaf table can store 2 leaves, 1 with skirt and 1 without.
- 42" x 72" – 1, 2 and 3 leaf tables store up to 3 leaves, 2 with skirts, 1 without
- 42" x 72" – 4 leaf oval table can only store 2 leaves, 1 with skirt, 1 without
- 42" x 72" – 4 leaf banquet table can store up to 4 leaves, 2 with skirts, 2 without
- 48" x 60" – 1, 2, and 3 leaf tables can only store 2 leaves, 1 with skirt, 1 without
- 48" x 60" – 4 leaf table cannot store any leaves
- 48" x 66" – 1, 2, and 3 leaf tables store up to 3 leaves, 2 with skirts, 1 without
- 48" x 66" – 4 leaf table can only store 2 leaves, 1 with skirt, 1 without
- 48" x 72" self stores up to 4 leaves, 2 with skirts, 2 without

SELF STORE

TRESTLE TABLES

42" Leaf (Skirts fit between plates)

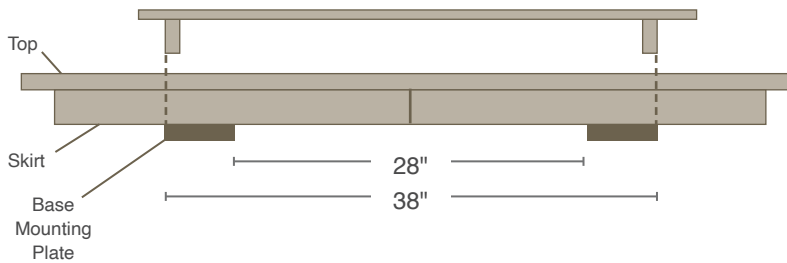


SIDE VIEW OF:

42" x 66" and 42" x 72"
Trestle Table

- Can store up to 4 leaves,
2 with skirt, 2 without

42" Leaf (Skirts come on top of the plates)

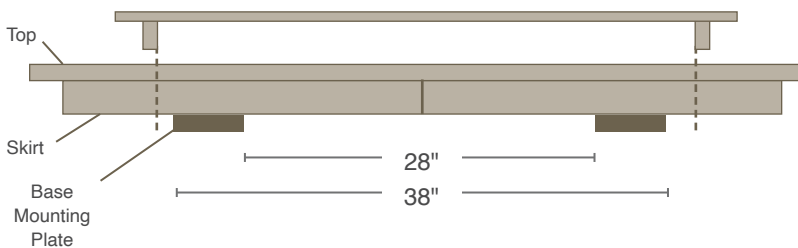


SIDE VIEW OF:

42" x 60" Trestle Table

- Can store up to 4 leaves,
ALL unskirted

48" Leaf (Skirts go on the outside of the plates)

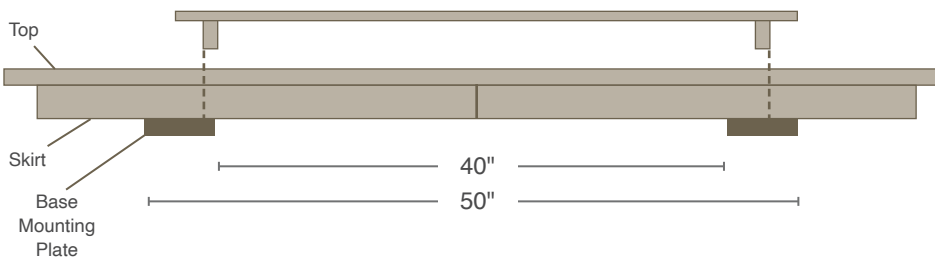


SIDE VIEW OF:

48" x 60" Trestle Table

- Can store up to 4 leaves,
2 with skirt, 2 without

48" Leaf (Skirts come on top of the plates)



SIDE VIEW OF:

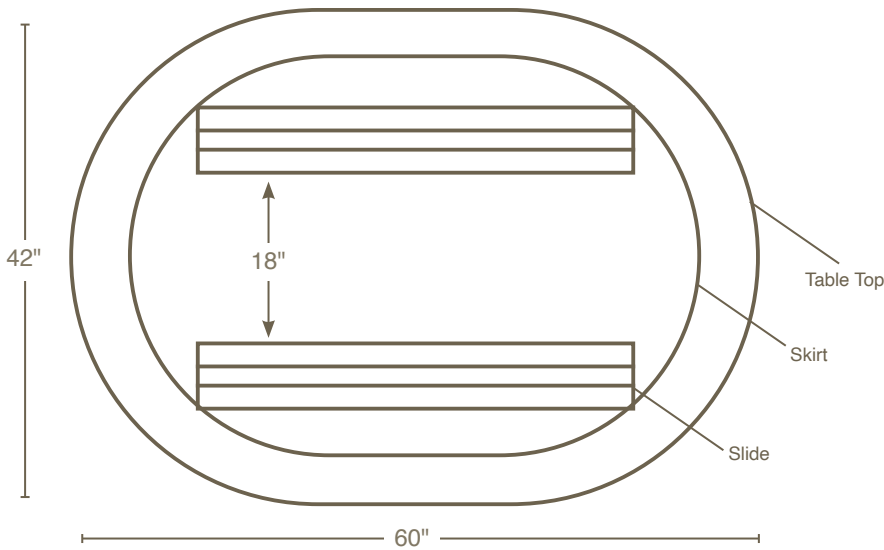
48" x 66" and 48" x 72"
Trestle Table

- Can store up to 4 leaves,
ALL unskirted

SELF STORE

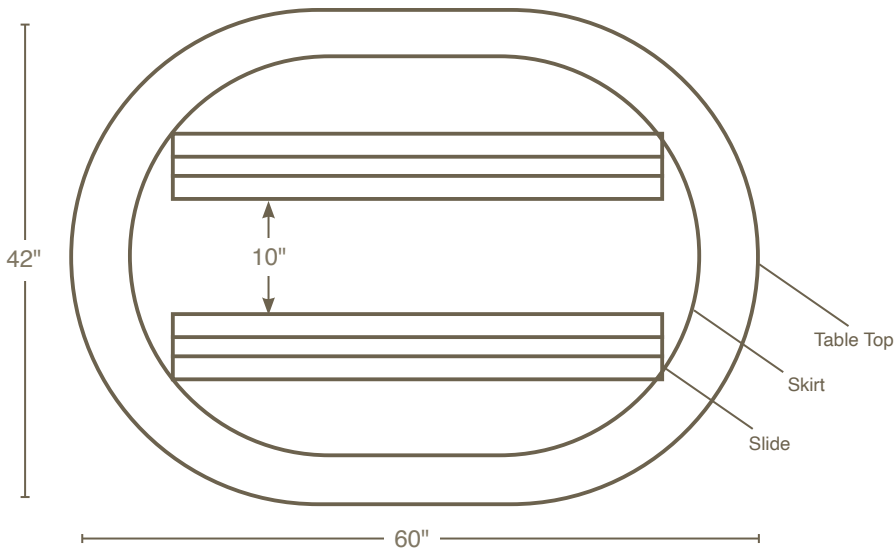
Here are two examples of oval tables that can or cannot self store.

BOTTOM VIEW OF TABLE:



42" X 60" – 3 LEAVES.

Only 1 leaf fits between the slides, so table can only store 2 leaves. 1 leaf on top of the other, 1 with skirt, 1 without.



42" X 60" –4 LEAVES.

Tables slide is 50" long and the table is only 60" long and with the oval shape it pushes the slides in so that there is only 10" max between the slides, therefore this table CANNOT store any of the 4 leaves.

The drawings above hold true for 42" x 66" 3 and 4 leaf tables as far as the length of the slides, however a 42" x 66" 3 leaf double pedestal table has enough space between the slide to store 2 leaves side by side and 1 on top, 2 with skirts, 1 without.

When a 4 leaf slide is used on a 42" x 66" 4 leaf table the slides have to be moved in because of the oval shape which then will only allow 18"

between the slides, therefore this table can only store 2 leaves, 1 with skirt, 1 without. The 2 leaves that cannot store will be skirted.

There are more examples that could be shown here, but we hope our efforts to list the basic "rules" of self storing will help our dealers and their customers to understand why some tables self store leaves and others do not.

LOCKS

Leverlocks: All tables are standard with a leverlock in the center of the table, however ANY table that is ordered with the self store feature will not have a leverlock unless it is special ordered. The lock is removed so that the “catch” part of the lock does not scratch the leaves as they are being put in the self store position.

Leaf Locks: We use a spring lock. These locks are user friendly and adjust well to any movement that will occur naturally with wood products.

Not standard.

PLEASE NOTE: If self storing and leaf locks are options that your customer is requesting, we highly recommend that they decide which of the 2 options is the most important to them. On certain models of tables, the locks will be right on the plate which takes away space to store 2 leaves on top of each other. As a manufacturer of tables we do not recommend any type of leaf lock, as it is just another piece of hardware that can scratch your beautiful hardwood table.

RUSTIC WOODS

When ordering Rustic Wood tables, please be aware that these tables come standard with filled knots on the table top. We make no guarantees of the size, quantity, or type of knots that a table has. If you want open knots, please specify.



Small Open Knot



Small Knot with Black Epoxy




Large Open Knot



Medium Open Knot



Medium Knot with Black Epoxy



Live Edge Tops will have Filled Knots

ADDISON SINGLE

- 1" Round or Oval top with Mission edge is standard
- Base standard as shown (with levelers)
- Available in Oak, Cherry, Quarter Sawn White Oak & Brown Maple
- Floor to bottom of skirt 26½"
- Shown in QSWO with FC-42633 Manchester stain
(Note: Actual color may vary from picture)

AVAILABLE SIZES:

- 30" x 42" Oval
- 36" x 36" Round

Up to 2-10" Leaves



ADVANCE SINGLE

- 1" Round or Oval top with Mission edge is standard
- Base standard as shown (with levelers)
- Available in Oak, Cherry, Quarter Sawn White Oak & Brown Maple
- Floor to bottom of skirt 26½"
- Shown in Oak with FC-9018 Lite Asbury stain
(Note: Actual color may vary from picture)

AVAILABLE SIZES:

- 30" x 42" Oval
- 36" x 36" Round

Up to 2-10" Leaves



ALBANY

- 1" round top is standard
- Ogee edge is standard
- Base standard as shown with levelers
- Available in Oak, Cherry, Quarter Sawn White Oak & Brown Maple
- Floor to bottom of skirt 26½"
- 42" round not recommended due to base size

AVAILABLE SIZES:

- 48" x 48" Round
- 54" x 54" Round
- 60" x 60" Round

Up to 2-12" Leaves or
1-18" Butterfly Leaf
(BF N/A on 60x60)



ARTS & CRAFTS

- 1" round top is standard
- Bevel edge is standard
- Levelers standard
- Available in Oak, Cherry, Quarter Sawn White Oak & Brown Maple
- Floor to bottom of skirt 26½"
- Shown with optional Lazy Susan

AVAILABLE SIZES:

- 48" x 48" Round
- 54" x 54" Round
- 60" x 60" Round

Up to 2-12" Leaves or
1-18" Butterfly Leaf
(BF N/A on 60x60)

- 72" x 72" Round
Round Solid Top Only



ARTS & CRAFTS CABINET

- 1" bow end top is standard
- Bevel edge is standard
- Standard with 1-18" Butterfly leaf
- Available in Oak, Cherry, Quarter Sawn White Oak & Brown Maple

- Cabinet base is 26½" w x 24" d
- 36" high is standard. Also available in 30" & 42" h (30" h only has 2 drawers)
- D925-BL Hardware is standard
- Floor to bottom of skirt 32½"
- Not available with Round top



AVAILABLE SIZES:

- 42" x 42"
- 42" x 48"
- 42" x 54"
- 48" x 48"
- 48" x 54"

With Solid Top,
1-12" Leaf, or
1-18" Butterfly Leaf

ARTS & CRAFTS PUB

- 1" round top is standard
- Bevel edge is standard
- Levelers standard
- Available in Oak, Cherry, Quarter Sawn White Oak & Brown Maple
- Floor to bottom of skirt 32½"



AVAILABLE SIZES:

- 48" x 48" Round
- 54" x 54" Round
- 60" x 60" Round

Up to 2-12" Leaves or
1-18" Butterfly Leaf
(BF N/A on 60x60)



ARTS & CRAFTS TRESTLE

- 1" top with Bevel edge is standard
- Banquet style top standard—also available in rectangle top (please specify)
- Trestle base - 26" wide
- Available in Oak, Cherry, Quarter Sawn White Oak & Brown Maple
- Floor to bottom of skirt 26½"



AVAILABLE SIZES:

- 42" x 60"
- 42" x 66"
- 42" x 72"
- 48" x 60"
- 48" x 66"
- 48" x 72"

Up to 4-12" Leaves
or 1-18" Butterfly Leaf
or 2-18" Butterfly
Leaves (2 BF N/A on
42x60 & 48x60)

ARTS & CRAFTS BENCH

- 1" top with Mission edge
- 18" high
- Leaf storage box to store all 4 leaves
- Available in Oak, Cherry, Quarter Sawn White Oak & Brown Maple



AVAILABLE SIZES:

- 12 ½" x 48"
- 12 ½" x 60"
- 12 ½" x 72"

Solid Top or
up to 4-12" Leaves

AVERY TRESTLE

- 1¼" Semi-Boat top with Bevel edge is standard
- Base standard as shown (has levelers)
- Available in Oak, Cherry, Quarter Sawn White Oak & Brown Maple
- Floor to bottom of skirt 26½"
- Shown in Brown Maple with FC-50240 Carbon top & FC-11047 Ebony base
(Note: Actual color may vary from picture)



AVAILABLE SIZES:

- 42" x 72"
- 48" x 72"

Up to 4-12" Leaves



BARRINGTON DOUBLE

- 1¼" rectangle top with 1" radius corner & Mission edge
- Base standard as shown (has levelers)
- Available in Oak, Cherry, Brown Maple & Quarter Sawn White Oak
- Floor to bottom of skirt 26½"

AVAILABLE SIZES:

- 42" x 72"
- 48" x 72"

Up to 4-12" Leaves



BARRINGTON SINGLE

- 1¼" round top with Mission edge
- Base standard as shown (has levelers)
- 42" Round not recommended due to base size
- Available in Oak, Cherry, Brown Maple & Quarter Sawn White Oak
- Floor to bottom of skirt 26½"



AVAILABLE SIZES:

- 48" x 48" Round
- 54" x 54" Round
- 60" x 60" Round

Up to 2-12" Leaves

BASSETT CABINET

- 1" top with 6" clip corner and Mission edge
- Standard with 1-18" Butterfly leaf
- Available in Oak, Cherry, Quarter Sawn White Oak & Brown Maple
- Cabinet base is 25½" w x 23½" d (No options on cabinet size)
- 36" high is standard. Also available in 30" & 42" h (30" h has no drawer)
- 1586-ORB hardware is standard
- Floor to bottom of skirt 32½"
- Not available with Round top



AVAILABLE SIZES:

- 42" x 42"
- 42" x 48"
- 42" x 54"
- 48" x 48"
- 48" x 54"

With Solid Top,
1-12" Leaf, or
1-18" Butterfly Leaf

BAYTOWN DOUBLE

- 1" bow end top is standard
- Waterfall edge standard
- 2½" straight skirt
- Base standard as shown with levelers
- Available in Oak, Cherry, Quarter Sawn White Oak & Brown Maple
- Floor to bottom of skirt 26½"



AVAILABLE SIZES:

- 42" x 60"
- 42" x 66"
- 42" x 72"
- 48" x 60"
- 48" x 66"
- 48" x 72"

Up to 4-12" Leaves

*Shown in Brown Maple with FC-42000 Almond stain.
Shown with Artisan Curry Chairs*

(Note: Actual color may vary from picture)



BAYTOWN SINGLE

- 1" round top with Waterfall edge is standard
- Also available in oval top
- Base standard as shown with levelers
- Available in Oak, Cherry, Quarter Sawn White Oak & Brown Maple
- Floor to bottom of skirt 26½"

AVAILABLE SIZES:

- 42" x 42" Round
 - 48" x 48" Round
 - 54" x 54" Round
- Up to 2-12" Leaves,
or 1-18" Butterfly Leaf
(BF N/A on 42x42)

- 36" x 48" Oval
 - 42" x 54" Oval
- Up to 2 Leaves
(BF N/A)



*Shown in Brown Maple
with FC-48015 Sandstone stain.
Shown with FN Maverick Chairs.*

(Note: Actual color may vary from picture)



BERKSHIRE

- 1¼" thick smooth top with Mission edge and 1" corner radius is standard
- 4½" leg standard as shown, optional reeded leg
- 3½" straight skirt
- Available in Oak, Cherry, Quarter Sawn White Oak & Brown Maple
- Floor to bottom of skirt 25½"
- Recommended chair: Berkshire from Artisan Chairs



AVAILABLE SIZES:

- 42" x 60"
- 42" x 66"
- 42" x 72"
- 48" x 60"
- 48" x 66"
- 48" x 72"

Up to 4-12" Leaves



Berkshire Reeded Leg

*Shown in Brown Maple with Coffee stain.
Shown with Artisan Berkshire Reeded Leg Chairs.
(Note: Actual color may vary from picture)*



BRADY LEG

- 1" round top with Mission edge is standard
- Legs standard as shown (no options)
- Available in Oak, Cherry, Quarter Sawn White Oak & Brown Maple
- Floor to bottom of skirt 26½"
- Not available in pub height

AVAILABLE SIZES:

- 42" x 42" Round
- 48" x 48" Round
- 54" x 54" Round

Up to 2-12" Leaves



BRIDGEPORT

- 1" rectangle top with reverse Chamfer edge is standard
- 3" skirt with Chamfer edge on bottom of skirt
- No gap cover (not available)
- Base standard as shown with levelers
- Available in Oak, Cherry, Quarter Sawn White Oak & Brown Maple
- Floor to bottom of skirt 26"

AVAILABLE SIZES:

- 42" x 60"
- 42" x 66"
- 42" x 72"
- 48" x 60"
- 48" x 66"
- 48" x 72"

Up to 4-12" Leaves



BRIDGEPORT BENCH

- 1" top with Mission edge
- 18" high
- Leaf storage box to store all 4 leaves
- Available in Oak, Cherry, Quarter Sawn White Oak & Brown Maple

AVAILABLE SIZES:

- 12 1/2" x 48"
- 12 1/2" x 60"
- 12 1/2" x 72"

Solid Top or
up to 4-12" Leaves



*Shown in Brown Maple
with FC-40592 Earthtone stain.
Shown with Artisan Gatlinburg Chairs.
(Note: Actual color may vary from picture)*



BROADWAY LEG

- 1" bow end top with Mission edge is standard
- 3½" skirt standard as shown
- Curved legs standard as shown
- Available in Oak, Cherry, Quarter Sawn White Oak & Brown Maple
- Floor to bottom of skirt is 25½" at the legs and 26½" at the center
- Shown in Brown Maple with Golden Brown Stain
(Note: Actual color may vary from picture)

AVAILABLE SIZES:

- 42" x 60"
- 42" x 66"
- 42" x 72"
- 48" x 60"
- 48" x 66"
- 48" x 72"

Up to 4-12" Leaves
or 1-18" Butterfly Leaf



BROADWAY BENCH

- 1" bow end top with Mission edge
- 18" high
- Leaf storage box to store all 4 leaves
- Available in Oak, Cherry, Quarter Sawn White Oak & Brown Maple

AVAILABLE SIZES:

- 12 ½" x 48"
- 12 ½" x 60"
- 12 ½" x 72"

Solid Top or
up to 4-12" Leaves



BROOKLYN SINGLE

- 1¼" round top with Mission edge is standard
- Black powder coated metal base (with levelers)
- Available in Oak, Cherry, Quarter Sawn White Oak & Brown Maple
- Floor to bottom of skirt 26½"
- Shown in Rustic Walnut with Natural Finish
(Note: Actual color may vary from picture)



AVAILABLE SIZES:

- 42" x 42" Round
- 48" x 48" Round
- 54" x 54" Round

Up to 2-12" Leaves

BROOKVILLE

- 1" round top with Bevel edge standard
- Base standard as shown with levelers
- Available in Oak, Cherry, Quarter Sawn White Oak & Brown Maple
- Floor to bottom of skirt 26½"
- Recommended chair: Brookville from Artisan Chairs
- Shown in 30" height



AVAILABLE SIZES:

- 48" x 48" Round
 - 54" x 54" Round
 - 60" x 60" Round
- Up to 2-12" Leaves
or 1-18" Butterfly Leaf
(BF N/A on 60x60)
- 72" x 72" Round
Round Solid Top Only

BROOKVILLE PUB

- 1" round top with Bevel edge standard
- Base standard as shown with levelers
- Available in Oak, Cherry, Quarter Sawn White Oak & Brown Maple
- Floor to bottom of skirt 32½"
- Shown in 36" height



AVAILABLE SIZES:

- 48" x 48" Round
- 54" x 54" Round
- 60" x 60" Round

Up to 2-12" Leaves
or 1-18" Butterfly Leaf
(BF N/A on 60x60)

BURLINGTON SINGLE

- 1¼" round top with Waterfall edge is standard
- 13" pedestal standard with 48" & 54" top,
15" pedestal standard with 60" & 72" top
- Base standard as shown with levelers
- Available in Oak, Cherry, Quarter Sawn White Oak & Brown Maple
- 42" round not available due to base size
- Floor to bottom of skirt 26½"
- Recommended chair: Ramsey from FN Chairs
- Shown in Brown Maple with Golden Brown stain
(Note: Actual color may vary from picture)




AVAILABLE SIZES:

- 48" x 48" Round
- 54" x 54" Round
- 60" x 60" Round

Up to 2-12" Leaves

- 72" x 72" Round
Round Solid Top Only



*Shown in Brown Maple
with FC-42000 Almond stain.
Shown with Artisan Bailey Chairs.
(Note: Actual color may vary from picture)*



CAMBRIDGE

- 1" rectangle top with Mission edge is standard
- 2½" straight skirt
- Base standard as shown with levelers
- Available in Oak, Cherry, Quarter Sawn White Oak & Brown Maple
- Floor to bottom of skirt 26½"

AVAILABLE SIZES:

- 42" x 60"
- 42" x 66"
- 42" x 72"
- 48" x 60"
- 48" x 66"
- 48" x 72"

Up to 4-12" Leaves
or 1-18" Butterfly Leaf
or 2-18" Butterfly
Leaves (2 BF N/A on
42x60 & 48x60)



CAMBRIDGE BENCH

- 1" top with Mission edge
- 18" high
- Leaf storage box to store all 4 leaves
- Available in Oak, Cherry, Quarter Sawn White Oak & Brown Maple

AVAILABLE SIZES:

- 12 ½" x 48"
- 12 ½" x 60"
- 12 ½" x 72"

Solid Top or
up to 4-12" Leaves



CANTERBURY LEG

- 1" Canterbury top with Waterfall edge is standard
- 3½" arched skirt
- Legs standard as shown
- Available in Oak, Cherry, Quarter Sawn White Oak & Brown Maple
- Floor to bottom of skirt is 25½" at the legs and 26½" at the center
- Recommended chair:
Canterbury from
Artisan Chairs

AVAILABLE SIZES:

- 42" x 60"
- 42" x 66"
- 42" x 72"
- 48" x 60"
- 48" x 66"
- 48" x 72"

Up to 4-12" Leaves
or 1-18" Butterfly Leaf



Shown in Grey Elm with Michael's Cherry stain and Brown Maple base with Onyx stain. Shown with Canterbury chairs from Artisan Chairs.

(Note: Actual color may vary from picture)



CANTERBURY BENCH

- 1" Bow End top with Waterfall edge is standard
- 18" high
- Leaf storage box to store all 4 leaves
- Available in Oak, Cherry, Quarter Sawn White Oak & Brown Maple
- Shown in Brown Maple with FC - 9018 Lite Asbury top & FC - 230 Onyx base
(Note: Actual color may vary from picture)

AVAILABLE SIZES:

- 12 ½" x 48"
- 12 ½" x 60"
- 12 ½" x 72"

Solid Top or
up to 4-12" Leaves




CARSON SINGLE

- 1" Round top with Mission edge is standard
- Base standard as shown with levelers
- Available in Oak, Cherry, Quarter Sawn White Oak & Brown Maple
- Floor to bottom of skirt 26½"
- Shown in Brown Maple with Med-Dis. FC-14620 Lite Asbury finish

AVAILABLE SIZES:

- 48" x 48" Round
- 54" x 54" Round

Up to 2-12" Leaves
or 1-18" Butterfly Leaf



CHANCELLOR DOUBLE

- 1" banquet top with Bevel edge is standard
- Base standard as shown with levelers
- Available in Oak, Cherry, Quarter Sawn White Oak & Brown Maple
- Floor to bottom of skirt 26½"

AVAILABLE SIZES:

- 42" x 72"
- 48" x 72"

Up to 4-12" Leaves



*Shown in Brown Maple
with FC-40592 Earthtone stain.
Shown with Artisan Albany Chairs.
(Note: Actual color may vary from picture)*



CHANCELLOR SINGLE

- 1" round top with Bevel edge is standard
- Base standard as shown with levelers
- Available in Oak, Cherry, Quarter Sawn White Oak & Brown Maple
- Floor to bottom of skirt 26½"



AVAILABLE SIZES:

- 42" x 42" Round
- 48" x 48" Round
- 54" x 54" Round

Up to 2-12" Leaves
or 1-18" Butterfly Leaf
(BF N/A on 42x42)

CHESAPEAKE TRESTLE

- 1" Rectangle top with Mission edge is standard
- Base standard as shown (with levelers)
- Available in Oak, Cherry, Quarter Sawn White Oak & Brown Maple
- Floor to bottom of skirt 26½"
- Shown in Brown Maple with FC-40592 Earthtone top & FP-5155 Country White base
(Note: Actual color may vary from picture)



AVAILABLE SIZES:

- 42" x 60"
- 42" x 66"
- 42" x 72"
- 48" x 60"
- 48" x 66"
- 48" x 72"

Up to 4-12" Leaves

CHESAPEAKE BENCH

- 1" top with Mission edge is standard
- 18" high
- Leaf storage box to store all 4 leaves
- Available in Oak, Cherry, Quarter Sawn White Oak & Brown Maple
- Shown in Brown Maple with FC-40592 Earthtone top & FP-5155 Country White base
(Note: Actual color may vary from picture)

AVAILABLE SIZES:

- 12 ½" x 48"
- 12 ½" x 60"
- 12 ½" x 72"

Solid Top or
up to 4-12" Leaves



CHEYENNE LEG

- 1¼" rectangle top with Mission edge is standard
- Available in Rough Sawn Wormy Maple
- Floor to bottom of skirt 26½"
- Shown in Rough Sawn Wormy Maple with FC-42000 Almond, 10 sheen finish
(Note: Actual color may vary from picture)

AVAILABLE SIZES:

- 36" x 42"
- 36" x 48"
- 36" x 54"
- 42" x 42"
- 42" x 48"
- 42" x 54"

Up to 4-12" Leaves



CHEYENNE BENCH

- 1¼" Rectangle top with Mission edge is standard
- Leaf storage box to store all 4 leaves
- Available in Rough Sawn Wormy Maple
- Shown in Rough Sawn Wormy Maple with FC-24427 Shadow 10 sheen top and FC-47823 Bel Air 10 sheen base
(Note: Actual color may vary from picture)

AVAILABLE SIZES:

- 12 ½" x 48"
- 12 ½" x 54"

Solid Top or
up to 4-12" Leaves



COLEBROOK BENCH

- 1" top with Mission edge
- 18" high
- Leaf storage box to store all 4 leaves
- Available in Oak, Cherry, Quarter Sawn White Oak & Brown Maple

AVAILABLE SIZES:

- 12 ½" x 48"
- 12 ½" x 60"
- 12 ½" x 72"

Solid Top or
up to 4-12" Leaves



COLEBROOK TRESTLE

- 1" boat shape top with Bevel edge is standard
- Black inlay in top & base
- Available in Oak, Cherry, Quarter Sawn White Oak & Brown Maple
- Floor to bottom of skirt 26½"
- Recommended chair: Colebrook from RH Yoder

AVAILABLE SIZES:

- 42" x 60"
- 42" x 66"
- 42" x 72"
- 48" x 60"
- 48" x 66"
- 48" x 72"

Up to 4-12" Leaves
or 1-18" Butterfly Leaf
or 2-18" Butterfly
Leaves. (2 BF N/A on
42x60 & 48x60)



*Shown in Quarter Sawn White Oak with
Michael's Cherry stain. Shown with
RH Yoder Colebrook Chairs.*

(Note: Actual color may vary from picture)



COLUMBUS TRESTLE

- 1¼" rectangle top with Mission edge is standard
- Base standard as shown (with levelers)
- Available in Rough Sawn Wormy Maple
- Authentic "thru-tenon" in base
- Floor to bottom of skirt 26½"
- Shown in Rough Sawn Wormy Maple with FC-42000 Almond 10 sheen finish
(Note: Actual color may vary from picture)

AVAILABLE SIZES:

- 42" x 60"
- 42" x 72"
- 48" x 60"
- 48" x 72"

Up to 4-12" Leaves



*Shown in Rough Sawn Wormy Maple with
FC-42000 Almond 10 sheen finish.
Shown with Artisan Columbus Chairs.
(Note: Actual color may vary from picture)*



COLUMBUS BENCH

- 1¼" Rectangle top with Mission edge is standard
- Leaf storage box to store all 4 leaves
- Available in Rough Sawn Wormy Maple
- Shown in Rough Sawn Wormy Maple with FC-42000 Almond 10 sheen finish
(Note: Actual color may vary from picture)

AVAILABLE SIZES:

- 12 ½" x 48"
- 12 ½" x 60"
- 12 ½" x 72"

Solid Top or
up to 4-12" Leaves



DALLAS TRESTLE

- 1¼" rectangle top with Mission edge is standard
- Base standard as shown (with levelers)
- Available in Rough Sawn White Oak and Rough Sawn Wormy Maple
- Floor to bottom of skirt 26½"
- Shown in Rough Sawn White Oak with PCL-173 Desert Dusk, 10 sheen finish
(Note: Actual color may vary from picture)



AVAILABLE SIZES:

- 36" x 48"
- 36" x 54"
- 36" x 60"
- 42" x 48"
- 42" x 54"
- 42" x 60"

Up to 3-12" Leaves

DAYTON LEG

- 1" smooth rectangle top with grain lengthwise and Mission edge is standard
- 2 ½" x 2 ½" x 29" taper shaker legs standard
- Available in Oak, Cherry, Quarter Sawn White Oak & Brown Maple
- Floor to bottom of skirt 26½"



AVAILABLE SIZES:

- 30" x 42"
- 33" x 42"
- 36" x 42"
- 30" x 48"
- 33" x 48"
- 36" x 48"

Solid Top Only



DENVER LEG

- 1" rectangle top with Bevel edge is standard
- 2½" straight skirt standard
- Non-geared wooden slides
- Available in Oak, Cherry, Quarter Sawn White Oak & Brown Maple
- Floor to bottom of skirt 26½"



AVAILABLE SIZES:

- 42" x 60"
- 42" x 66"
- 42" x 72"
- 48" x 60"
- 48" x 66"
- 48" x 72"

Up to 4-12" Leaves
or 1-18" Butterfly Leaf

*Shown in Brown Maple
with FC-40592 Earthtone stain.
Shown with FN Ramsey Chairs.*

(Note: Actual color may vary from picture)



DENVER BENCH

- 1" top with Mission edge
- 18" high
- Leaf storage box to store all 4 leaves
- Available in Oak, Cherry, Quarter Sawn White Oak & Brown Maple

AVAILABLE SIZES:

- 12 ½" x 48"
- 12 ½" x 60"
- 12 ½" x 72"

Solid Top or
up to 4-12" Leaves



DOVER LEG

- 1" rectangle top with Mission edge standard
- 2½" straight skirt
- 2½" x 2½" x 29" taper shaker legs standard
- Available in Oak, Cherry, Quarter Sawn White Oak & Brown Maple
- Floor to bottom of skirt 26½"



AVAILABLE SIZES:

- 36" x 42"
- 36" x 48"
- 36" x 54"
- 42" x 42"
- 42" x 48"
- 42" x 54"

Up to 4-12" Leaves

*Shown in Red Oak
with FC-47865 Grey Flannel stain.
Shown with FN Lodge Chairs.*

(Note: Actual color may vary from picture)



DUTCH DOUBLE

- 1" top with 8" square round with Roundover edge is standard
- Base standard as shown with levelers
- Only self-stores unskirted leaves
- Available in Oak, Cherry Quarter Sawn White Oak & Brown Maple
- Floor to bottom of skirt 26½"

AVAILABLE SIZES:

- 42" x 60"
- 42" x 66"
- 42" x 72"
- 48" x 60"
- 48" x 66"
- 48" x 72"

Up to 4-12" Leaves
(Not Available in
42" x 60" Oval)



EASTON SINGLE

- 1" round top with Waterfall edge
- Base standard as shown (has levelers)
- Available in Oak, Cherry, Brown Maple & Quarter Sawn White Oak
- Floor to bottom of skirt 26½"

AVAILABLE SIZES:

- 42" x 42" Round
- 48" x 48" Round

Up to 2-12" Leaves
or 1-18" Butterfly Leaf
(BF N/A on 42x42)



EL DORADO TRESTLE

- 1¾" Rectangle top with Live Edge is standard
- Available in Rough Sawn Wormy Maple
- Black powder coated metal base
- Base is standard as shown (with levelers)
- Every live edge is unique and will vary from top to top
- Shown in Rough Sawn Wormy Maple with FC-47823 Bel Air, 10 sheen finish
(Note: Actual color may vary from picture)

AVAILABLE SIZES:

- 42" x 72"
- 42" x 84"
- 42" x 96"
- 48" x 72"
- 48" x 84"
- 48" x 96"

Solid Top Only



*Shown in Rough Sawn Wormy Maple
with FC-47823 Bel Air 10 sheen finish.
Shown with West Point El Dorado Bench
and FN Denver Chairs.*

(Note: Actual color may vary from picture)



EL DORADO BENCH

- 1¾" Rectangle top with Live Edge is standard
- Available in Rough Sawn Wormy Maple
- Shown in Rough Sawn Wormy Maple with FC-47823 Bel Air, 10 sheen finish
(Note: Actual color may vary from picture)

AVAILABLE SIZES:

- 12 ½" x 72"
- 12 ½" x 84"
- 12 ½" x 96"

Solid Top Only



EL PASO BENCH

- 1¾" Rectangle top with Mission is standard
- Available in Rough Sawn Wormy Maple
- Shown in Rough Sawn Wormy Maple with FC-42000 Almond, 10 sheen finish
(Note: Actual color may vary from picture)

AVAILABLE SIZES:

- 12 ½" x 68"
- 12 ½" x 80"

Solid Top or
Up to 3-16" Leaves



EL PASO TRESTLE

- 1¾" Rectangle top with Mission edge is standard
- Available in Rough Sawn Wormy Maple
- Authentic "thru-tenon" in base
- Recommended chair: Houston from FN Chairs
- Floor to bottom of skirt 26½"
- Shown in Rough Sawn Wormy Maple with FC-42000 Almond 10 sheen
- The 68" table will only fit one chair per side
(Note: Actual color may vary from picture)

AVAILABLE SIZES:

- 42" x 68"
- 42" x 80"
- 48" x 68"
- 48" x 80"

Up to 3-16" Leaves



Shown in Rough Sawn Wormy Maple with FC-42000 Almond 10 sheen finish. Shown with FN Chairs Houston Chairs.

(Note: Actual color may vary from picture)



ETHAN

- 1" rectangle top with Mission edge is standard
- 4½" straight skirt with molding, standard as shown
- 3" x 3" tapered leg with molding, standard as shown
- Available in Oak, Cherry, Quarter Sawn White Oak & Brown Maple
- Floor to bottom of skirt 24½"
- 3½" skirts recommended for arm chairs (Floor to bottom of skirt is 25½")
- Not available with boat shape top



AVAILABLE SIZES:

- 42" x 60"
- 42" x 66"
- 42" x 72"
- 48" x 60"
- 48" x 66"
- 48" x 72"

Up to 4-12" Leaves

FREMONT TRESTLE

- 1" top with 1" corner radius and Bevel edge is standard
- Base standard as shown with levelers
- Available in Oak, Cherry, Quarter Sawn White Oak & Brown Maple
- Recommended chair: Fremont from Artisan Chairs
- Floor to bottom of skirt 26½"



AVAILABLE SIZES:

- 42" x 60"
- 42" x 66"
- 42" x 72"
- 48" x 60"
- 48" x 66"
- 48" x 72"

Up to 4-12" Leaves
or 1-18" Butterfly Leaf
or 2-18" Butterfly
Leaves (2 BF N/A on
42x60 & 48x60)



FULTON TRESTLE

- 1" Rectangle top with Mission edge is standard
- Base standard as shown with levelers
- Available in Oak, Cherry, Quarter Sawn White Oak & Brown Maple
- Floor to bottom of skirt 26½"
- Shown in Brown Maple with FC-50240 Carbon top & RNC-1003 Icicle base
(Note: Actual color may vary from picture)

AVAILABLE SIZES:

- 36" x 48"
- 36" x 54"
- 36" x 60"
- 42" x 48"
- 42" x 54"
- 42" x 60"

Up to 3-12" Leaves



GALENA TRESTLE

- 1" bow end top with Waterfall edge is standard
- Base standard as shown with levelers
- Available in Oak, Cherry, Quarter Sawn White Oak & Brown Maple
- Floor to bottom of skirt 26½"

AVAILABLE SIZES:

- 42" x 60"
- 42" x 66"
- 42" x 72"
- 48" x 60"
- 48" x 66"
- 48" x 72"

Up to 4-12" Leaves
or 1-18" Butterfly Leaf
or 2-18" Butterfly
Leaves (2 BF N/A on
42x60 & 48x60)



*Shown in Quarter Sawn White Oak
with FC-7992 Asbury Brown stain.
Shown with Artisan Galena Chairs.*

(Note: Actual color may vary from picture)



GALENA BENCH

- 1" top with Mission edge is standard
- Available in Oak, Cherry, Quarter Sawn White Oak & Brown Maple
- Shown in Quarter Sawn White Oak with FC-10901 Golden Brown stain
(Note: Actual color may vary from picture)



AVAILABLE SIZES:

- 12 1/2" x 48"
- 12 1/2" x 60"
- 12 1/2" x 72"

Solid Top or
Up to 4-12" Leaves



HAMPTON

- 1" rectangle top with Bullnose edge is standard
- 3 1/2" rounded skirt as shown
- No gap covers
- Available in Oak, Cherry, Quarter Sawn White Oak & Brown Maple
- Floor to bottom of skirt 25 1/2"

AVAILABLE SIZES:

- 42" x 60"
- 42" x 66"
- 42" x 72"
- 48" x 60"
- 48" x 66"
- 48" x 72"

Up to 4-12" Leaves



HAMPTON BENCH

- 1" top with Mission edge
- 18" high
- Leaf storage box to store all 4 leaves
- Available in Oak, Cherry, Quarter Sawn White Oak & Brown Maple

AVAILABLE SIZES:

- 12 ½" x 48"
- 12 ½" x 60"
- 12 ½" x 72"

Solid Top or
up to 4-12" Leaves



HAMPTON LEG

- 1" rectangle top with Bullnose edge
- 3½" rounded skirt standard as shown
- No gap covers
- Leg standard as shown, optional reeded leg
- Available in Oak, Cherry, Quarter Sawn White Oak & Brown Maple
- Floor to bottom of skirt 25½"

AVAILABLE SIZES:

- 42" x 60"
- 42" x 66"
- 42" x 72"
- 48" x 60"
- 48" x 66"
- 48" x 72"

Up to 4-12" Leaves



HARRISON DOUBLE

- Oval top with Bevel edge is standard
- Feet standard as shown - with levelers
- Plain bar spreader
- Available in Oak, Cherry, Quarter Sawn White Oak & Brown Maple
- Recommended chair: Meridan from FN Chairs
- Floor to bottom of skirt 26½"

AVAILABLE SIZES:

- 42" x 60"
- 42" x 66"
- 42" x 72"
- 48" x 60"
- 48" x 66"
- 48" x 72"

Up to 4-12" Leaves



HARRISON SINGLE

- 1" round top with Bevel edge is standard
- Base standard as shown - with levelers
- Available in Oak, Cherry, Quarter Sawn White Oak & Brown Maple
- Floor to bottom of skirt 26½"

AVAILABLE SIZES:

- 42" x 42" Round
- 48" x 48" Round
- 54" x 54" Round

Up to 2-12" Leaves
or 1-18" Butterfly Leaf
(BF N/A on 42x42)



HARTFORD TRESTLE

- 1" bow end top with Mission edge is standard
- Trestle base standard as shown (no options)
- All leaves will be skirted unless ordered without
- Available in Oak, Cherry, Quarter Sawn White Oak & Brown Maple
- Note: starting size cannot be less than 78" due to the space needed for the base
- Floor to bottom of skirt 26½"
- See expanded view below

AVAILABLE SIZES:

- 42" x 78"
- 48" x 78"

From 10-12" to
14-12" Leaves



HARVEST LEG

- 1¼" rectangle top with Mission edge is standard
- 4½" Harvest legs are standard, no other leg options
- 4½" skirt is standard
- Standard table not made for arm chairs, if arm chairs are used you must specify on order, then arm chair skirt will be used on the ends (Arm chair skirts N/A on 42" wide table)
- Available in Oak, Cherry, Quarter Sawn White Oak & Brown Maple
- Floor to bottom of skirt 24½"
- Shown in Brown Maple with Golden Brown Burnished
(Note: Actual color may vary from picture)

AVAILABLE SIZES:

- 42" x 60"
- 42" x 66"
- 42" x 72"
- 48" x 60"
- 48" x 66"
- 48" x 72"

Up to 4-12" Leaves



Skirt to allow for arm chairs.
Arm chair cutout not available
on 42"w tables.

HARVEST BENCH

- 1" top with Mission edge
- 18" high
- Leaf storage box to store all 4 leaves
- Available in Oak, Cherry, Quarter Sawn White Oak & Brown Maple
- Shown in Brown Maple with Golden Brown Burnished
(Note: Actual color may vary from picture)

AVAILABLE SIZES:

- 12 ½" x 48"
- 12 ½" x 60"
- 12 ½" x 72"

Solid Top or
up to 4-12" Leaves



HEIDI CABINET

- 1" top with 1" radius corners and Mission edge is standard
- Standard with 1-18" Butterfly leaf
- Standard with basket drawers featuring soft-close slides as shown
- Available in Oak, Cherry, Quarter Sawn White Oak & Brown Maple
- Floor to bottom of skirt 32½"
- Not available with Round top
- Cabinet base is 26" w x 26" d (No options on cabinet size)
- 36" high is standard. Also available in 30" h
- Shown with dark drawer baskets (standard)
- Shown in Brown Maple with SP-151 Weathered Black Med-Dis. 10 sheen top and SP-154 Washed Gray Med-Dis. 10 sheen base
(Note: Actual color may vary from picture)

AVAILABLE SIZES:

- 42" x 42"
- 42" x 48"
- 42" x 54"
- 48" x 48"
- 48" x 54"

With Solid Top,
1-12" Leaf, or
1-18" Butterfly Leaf



Dark

Medium

Light

Shown in Brown Maple SP-151 Weathered Black Med. Distressed 10 sheen and SP-154 Washed Gray Med. Distressed 10 sheen base stain. Shown with Denver Chairs from Artisan Chairs.

(Note: Actual color may vary from picture)



HEIDI LEG

- 1" rectangle top with Mission edge is standard
- Arched skirt standard as shown
- 3" x 3" straight legs standard
- Available in Oak, Cherry, Quarter Sawn White Oak & Brown Maple
- Floor to bottom of skirt is 24½" at the legs and 26½" at the center
- Available in 36" & 42" high



AVAILABLE SIZES:

- 42" x 60"
- 42" x 66"
- 42" x 72"
- 48" x 60"
- 48" x 66"
- 48" x 72"

Up to 4-12" Leaves
or 1-18" Butterfly Leaf

*Shown in Brown Maple with FC-42000 Almond top
& PCL-175 Mineral base.*

Shown with Artisan Garrison Chairs.

(Note: Actual color may vary from picture)



HEIDI BENCH

- 1" top with Mission edge
- 18" high
- Leaf storage box to store all 4 leaves
- Available in Oak, Cherry, Quarter Sawn White Oak & Brown Maple

AVAILABLE SIZES:

- 12 ½" x 48"
- 12 ½" x 60"
- 12 ½" x 72"

Solid Top or
up to 4-12" Leaves



IMPERIAL SINGLE

- 1" round top with Bevel edge
- Base standard as shown
- Available in Oak, Cherry, Quarter Sawn White Oak & Brown Maple
- Floor to bottom of skirt 26½"

AVAILABLE SIZES:

- 42" x 42" Round
- 48" x 48" Round
- 54" x 54" Round

Up to 2-12" Leaves
or 1-18" Butterfly Leaf
(BF N/A on 42x42)



IMPERIAL DOUBLE

- 1" oval top with Bevel edge is standard
- Base standard as shown
- Available in Oak, Cherry, Quarter Sawn White Oak & Brown Maple
- Floor to bottom of skirt 26½"



AVAILABLE SIZES:

- 42" x 60"
- 42" x 66"
- 42" x 72"
- 48" x 60"
- 48" x 66"
- 48" x 72"

Up to 4-12" Leaves

IMPERIAL SINGLE PUB

- 1" round top with Bevel Edge standard
- Base standard as shown with levelers
- Available in Oak, Cherry, Quarter Sawn White Oak & Brown Maple
- Floor to bottom of skirt 32½"
- Pub height standard 36" high (not available in 42" high)



AVAILABLE SIZES:

- 42" x 42" Round
 - 48" x 48" Round
- Up to 2-12" Leaves
or 1-18" Butterfly Leaf
(BF N/A on 42x42)

- 54" x 54" Round
Solid Top Only

*Shown in Brown Maple
with FC-40592 Earthtone stain.
Shown with Artisan Baytown Chairs.
(Note: Actual color may vary from picture)*



JAMESTOWN

- 1" rectangle top with Mission edge is standard
- Base standard as shown with levelers
- Available in Oak, Cherry, Quarter Sawn White Oak & Brown Maple
- Floor to bottom of skirt 26½"
- Recommended chair: Jamestown from Artisan Chairs



AVAILABLE SIZES:

- 42" x 60"
- 42" x 66"
- 42" x 72"
- 48" x 60"
- 48" x 66"
- 48" x 72"

Up to 4-12" Leaves
or 1-18" Butterfly Leaf
or 2-18" Butterfly
Leaves (2 BF N/A on
42x60 & 48x60)

KINGSBURY MISSION TRESTLE

- 1" rectangle top with Mission edge is standard
- Trestle base is 24" wide
- Available in Oak, Cherry, Quarter Sawn White Oak & Brown Maple
- Floor to bottom of skirt 26½"



AVAILABLE SIZES:

- 42" x 60"
- 42" x 66"
- 42" x 72"
- 48" x 60"
- 48" x 66"
- 48" x 72"

Up to 4-12" Leaves
or 1-18" Butterfly Leaf
or 2-18" Butterfly
Leaves (2 BF N/A on
42x60 & 48x60)

KINGSLEY SINGLE

- 1¼" round top with Roundover edge is standard
- Base standard as shown with levelers
- Available in Oak, Cherry, Quarter Sawn White Oak & Brown Maple
- Floor to bottom of skirt 26½"
- Recommended chair: Kimberley from FN Chairs

AVAILABLE SIZES:

- 48" x 48" Round
- 54" x 54" Round
- 60" x 60" Round

Up to 2-12" Leaves



*Shown in Brown Maple with Rich Tobacco stain.
Shown with FN Chairs Kimberley Chairs
with 28-21 Cinnemax Fabric seat.*

(Note: Actual color may vary from picture)



KNOXVILLE

- 1" rectangle top with Chamfer edge
- Base standard as shown with levelers
- Available in Oak, Cherry, Quarter Sawn White Oak & Brown Maple
- Floor to bottom of skirt 26½"

AVAILABLE SIZES:

- 42" x 72"
- 48" x 72"

Up to 4-12" Leaves



LAMESA TRESTLE

- 1½" rectangle top with Live edge on ends is standard
- Ball bearing slides are standard
- Base standard as shown (with levelers)
- Available in Wormy Maple, Rustic Cherry & Rustic Walnut
- Every Live edge top is unique and will vary from top to top
- Floor to bottom of skirt 26½"
- Shown in Rustic Walnut with Natural finish (Note: Actual color may vary from picture)



AVAILABLE SIZES:

- 42" x 72"
- 48" x 72"

Up to 4-12" Leaves



LAPORTE BENCH

- 1½" top with Live edge is standard
- Available in Wormy Maple, Rustic Cherry & Rustic Walnut
- Every Live edge top is unique and will vary from top to top
- Shown in Rustic Walnut with Natural finish (*Note: Actual color may vary from picture*)

AVAILABLE SIZES:

- 12 ½" x 72"
- 12 ½" x 84"

Solid Top Only



LAPORTE TRESTLE

- 1½" top with Live edge is standard
- Base is standard as shown (with levelers)
- Available in Wormy Maple, Rustic Cherry & Rustic Walnut
- Every Live edge top is unique and will vary from top to top
- Shown in Rustic Walnut with Natural finish (*Note: Actual color may vary from picture*)

AVAILABLE SIZES:

- 42" x 72"
- 42" x 84"
- 42" x 96"
- 48" x 72"
- 48" x 84"
- 48" x 96"

Solid Top Only



LAREDO TRESTLE

- 1¾" rectangle top with Mission edge is standard
- Available in Rough Sawn Wormy Maple
- Black powder coated metal base
- Base standard as shown with levelers
- Recommended chair: Denver from FN Chairs
- Shown in Rough Sawn Wormy Maple with FC-42000 Almond 10 sheen finish
(Note: Actual color may vary from picture)

AVAILABLE SIZES:

- 42" x 72"
- 42" x 84"
- 42" x 96"
- 48" x 72"
- 48" x 84"
- 48" x 96"

Solid Top Only



*Shown in Rough Sawn Wormy Maple with
FC-42000 Almond 10 sheen finish.
Shown with FN Chairs Denver Chairs
and West Point Laredo Bench.*

(Note: Actual color may vary from picture)



LAREDO BENCH

- 1¾" rectangle top with Mission edge is standard
- Available in Rough Sawn Wormy Maple
- Black powder coated metal base
- Shown in Rough Sawn Wormy Maple with FC-42000 Almond 10 sheen finish
(Note: Actual color may vary from picture)

AVAILABLE SIZES:

- 12 ½" x 72"
- 12 ½" x 84"

Solid Top Only



LAURIE'S

- 1" rectangle top with Mission edge is standard
- 4" straight skirt (No option on skirt size due to self store compartment)
- 3" x 3" tapered legs stay stationary like trestle tables when top opens
- Available in Oak, Cherry, Quarter Sawn White Oak & Brown Maple
- Floor to bottom of skirt 25"

AVAILABLE SIZES:

- 42" x 60"
- 42" x 66"
- 48" x 60"
- 48" x 66"

Up to 4-12" Leaves

Stores 4 unskirted leaves in table



LEXINGTON LEG MINI

- 1" rectangle top with Mission edge is standard
- 3" Twist legs standard as shown
- 2½" Straight skirt standard as shown
- Available in Oak, Cherry, Quarter Sawn White Oak, & Brown Maple
- Floor to bottom of skirt 26½"
- Shown in Red Oak with PCL-183 Muted White 10 sheen top and PCL-182 Muted Black 10 sheen base
(Note: Actual color may vary from picture)

AVAILABLE SIZES:

- 36" x 42"
- 36" x 48"
- 36" x 54"
- 42" x 42"
- 42" x 48"
- 42" x 54"

Up to 4-12" Leaves



LEXINGTON LEG

- 1" rectangle top with Mission edge
- 3½" Twist legs standard as shown
- 3½" Straight skirt standard as shown
- Available in Oak, Cherry, Quarter Sawn White Oak, & Brown Maple
- Floor to bottom of skirt 25½"
- Recommended chair: Lawson from Artisan Chairs
- Shown in Brown Maple with FC-15743 Briar top and FC-11434 Driftwood base
(Note: Actual color may vary from picture)

AVAILABLE SIZES:

- 42" x 60"
- 42" x 66"
- 42" x 72"
- 48" x 60"
- 48" x 66"
- 48" x 72"

Up to 4-12" Leaves



*Shown in Brown Maple
with FC-47823 Bel Air top
& FC-230 Onyx base.
Shown with Artisan Lawson Chairs.
(Note: Actual color may vary from picture)*



LEXINGTON SINGLE MINI

- 1" round top with Mission edge is standard
- Base standard as shown (with levelers)
- Available in Oak, Cherry, Quarter Sawn White Oak & Brown Maple
- Floor to bottom of skirt 26½"
- Shown in Red Oak with PCL-185 Weathered Hazelnut 10 sheen top, PCL-184 Weathered Greek Vanilla 10 sheen base (*Note: Actual color may vary from picture*)

AVAILABLE SIZES:

- 36" x 36" Round
- 42" x 42" Round

Up to 2-12" Leaves



LEXINGTON SINGLE

- 1" round top with Mission edge is standard
- Base standard as shown (with levelers)
- Available in Oak, Cherry, Quarter Sawn White Oak & Brown Maple
- Quarter Sawn White Oak table will have regular White Oak base
- Floor to bottom of skirt 26½"
- Shown in Brown Maple with FC-42000 Almond 10 sheen top, SP-168 Weathered Beige 10 sheen base (*Note: Actual color may vary from picture*)

AVAILABLE SIZES:

- 48" x 48" Round
- 54" x 54" Round
- 60" x 60" Round

Up to 2-12" Leaves
or 1-18" Butterfly Leaf
(BF N/A on 60x60)



*Shown in Quarter Sawn White Oak
with FC-924 Michaels Cherry stain.*

Shown with Artisan Lemont Chairs

(Note: Actual color may vary from picture)



LEXINGTON TRESTLE

- 1" Rectangle top with Mission edge is standard
- Base standard as shown with levelers
- Available in Oak, Cherry, Quarter Sawn White Oak & Brown Maple
- Floor to bottom of skirt 26½"
- Recommended chair: Lawson from Artisan Chairs
- Shown in Rustic Cherry with FC-9018 Lite Asbury 10 sheen finish
(Note: Actual color may vary from picture)



AVAILABLE SIZES:

- 42" x 60"
- 42" x 66"
- 42" x 72"
- 48" x 60"
- 48" x 66"
- 48" x 72"

Up to 4-12" Leaves
or 1-18" Butterfly Leaf
or 2-18" Butterfly
Leaves (2 BF N/A on
42x60 & 48x60)

LEXINGTON CABINET

- 1" Square top with Mission edge is standard
- Standard with 1-18" Butterfly Leaf
- Available in Oak, Cherry, Quarter Sawn White Oak & Brown Maple
- Cabinet base size is 26" x 26" (no options)
- 36" high is standard. Also available in 30" & 42" high (30" h only has 2 drawers)
- K2040-SN hardware is standard
- Floor to bottom of skirt 32½"
- Shown in Brown Maple with FC-17882 Vintage Antique top & FC-230 Onyx base
(Note: Actual color may vary from picture)
- Not available with Round top



AVAILABLE SIZES:

- 42" x 42"
- 42" x 48"
- 42" x 54"
- 48" x 48"
- 48" x 54"

With Solid Top,
1-12" Leaf, or
1-18" Butterfly Leaf

LEXINGTON BENCH

- 1" top with Mission edge is standard
- 18" high
- Leaf storage box to store all 4 leaves
- Available in Oak, Cherry, Quarter Sawn White Oak & Brown Maple
- Shown in Brown Maple with FC-15743 Briar top & FC-11434 Driftwood base
(Note: Actual color may vary from picture)

AVAILABLE SIZES:

- 12 ½" x 48"
- 12 ½" x 60"
- 12 ½" x 72"

Solid Top or
up to 4-12"
Leaves



LIFESTYLE TRESTLE

- 1 ½" rectangle top with Mission edge and grain lengthwise is standard
- Black powder coated metal tapered base is standard
- Base is standard as shown (with levelers)
- Chrome base available
- Available in Oak, Cherry, Quarter Sawn White Oak & Brown Maple
- Also available with Live Edge tops in Rustic Walnut, Rustic Cherry & Wormy Maple



AVAILABLE SIZES:

- 42" x 72"
- 42" x 84"
- 42" x 96"
- 48" x 72"
- 48" x 84"
- 48" x 96"

Solid Top Only



LIFESTYLE BENCH

- 1 ½" top with Mission edge is standard
- Black powder coated metal base is standard
- Chrome color base is available
- Available in Oak, Cherry, Quarter Sawn White Oak & Brown Maple
- Also available with Live Edge top in Rustic Walnut, Rustic Cherry & Wormy Maple
- Shown in Rustic Cherry with Michaels Cherry stain (Note: Actual color may vary from picture)

AVAILABLE SIZES:

- 12 ½" x 72"
- 12 ½" x 84"

Solid Top Only



LOGAN TRESTLE

- 1" Rectangle top with Mission edge is standard
- Base standard as shown (with levelers)
- Available in Oak, Cherry, Quarter Sawn White Oak & Brown Maple
- Floor to bottom of skirt 26½"
- Shown in Red Oak with FC-10944 Tavern stain (Note: Actual color may vary from picture)

AVAILABLE SIZES:

- 36" x 48"
- 36" x 54"
- 36" x 60"
- 42" x 48"
- 42" x 54"
- 42" x 60"

Up to 3-12" Leaves



MADISON PUB

- 1" square top with Mission edge is standard
- Arched skirt standard as shown
- 3" x 3" straight legs standard
- Available in Oak, Cherry, Quarter Sawn White Oak & Brown Maple
- Floor to bottom of skirt 30½" at the legs and 32½" at the center
- 36" high is standard.
Also available in 30" & 42" h



AVAILABLE SIZES:

- 36" Square
- 42" Square
- 48" Square

Up to 3-12" Leaves
or 1-18" Butterfly Leaf
(BF N/A on 36x36)

MANKATO TRESTLE

- 1" Rectangle top with Mission edge is standard
- Base standard as shown (with levelers)
- Available in Oak, Cherry, Quarter Sawn White Oak & Brown Maple
- Floor to bottom of skirt 26½"
- Shown in Red Oak with FC-15743 Briar finish (Note: Actual color may vary from picture)



AVAILABLE SIZES:

- 42" x 60"
- 42" x 66"
- 42" x 72"
- 48" x 60"
- 48" x 66"
- 48" x 72"

Up to 4-12" Leaves

MANKATO BENCH

- 1 ¼" top with Mission edge
- 18" high
- Available in Oak, Cherry, Quarter Sawn White Oak & Brown Maple

AVAILABLE SIZES:

- 12 ½" x 48"
- 12 ½" x 60"
- 12 ½" x 72"

Solid Top Only



MANSFIELD

- 1" boat shape top with Bevel edge is standard
- 2 ½" straight skirt
- 3" x 3" leg as shown
- Available in Oak, Cherry, Quarter Sawn White Oak & Brown Maple
- Floor to bottom of skirt 26½"

AVAILABLE SIZES:

- 42" x 60"
- 42" x 66"
- 42" x 72"
- 48" x 60"
- 48" x 66"
- 48" x 72"

Up to 4-12" Leaves
or 1-18" Butterfly Leaf



McCOY

- 1" rectangle top with 1" radius corner with Bevel edge
- Trestle base is 23 ½" wide at top & 28" wide at bottom
- Available in Oak, Cherry, Quarter Sawn White Oak & Brown Maple
- Floor to bottom of skirt 26½"



AVAILABLE SIZES:

- 42" x 60"
- 42" x 66"
- 42" x 72"
- 48" x 60"
- 48" x 66"
- 48" x 72"

Up to 4-12" Leaves
or 1-18" Butterfly Leaf
or 2-18" Butterfly
Leaves (2 BF N/A on
42x60 & 48x60)

McCOY BENCH

- 1" top with Mission edge
- 18" high
- Leaf storage box to store all 4 leaves
- Available in Oak, Cherry, Quarter Sawn White Oak & Brown Maple



AVAILABLE SIZES:

- 12 ½" x 48"
- 12 ½" x 60"
- 12 ½" x 72"

Solid Top or
up to 4-12" Leaves

MISSION LEG

- 1" rectangle top is standard
- Mission edge is standard
- 3" x 3" Legs with corbels standard
- 2 ½" straight skirt standard
- Available in Oak, Cherry, Quarter Sawn White Oak & Brown Maple
- Floor to bottom of skirt 26½"

AVAILABLE SIZES:

- 42" x 60"
- 42" x 66"
- 42" x 72"
- 48" x 60"
- 48" x 66"
- 48" x 72"

Up to 4-12" Leaves
or 1-18" Butterfly Leaf



MISSION TRESTLE

- 1" rectangle top with Mission edge is standard
- 2 ½" straight skirts with corner blocks
- Trestle base is 22" wide
- Available in Oak, Cherry, Quarter Sawn White Oak & Brown Maple
- Floor to bottom of skirt 26½"

AVAILABLE SIZES:

- 42" x 60"
- 42" x 66"
- 42" x 72"
- 48" x 60"
- 48" x 66"
- 48" x 72"

Up to 4-12" Leaves
or 1-18" Butterfly Leaf
or 2-18" Butterfly
Leaves (2 BF N/A on
42x60 & 48x60)



MISSION BENCH

- 1" top, Mission edge
- 18" high
- Includes leaf storage box that stores all 4 leaves
- Available in Oak, Cherry, Quarter Sawn White Oak & Brown Maple



AVAILABLE SIZES:

- 12 ½" x 48"
- 12 ½" x 60"
- 12 ½" x 72"

Solid Top or
up to 4-12" Leaves

NAPERVILLE TRESTLE

- 1" Bow End top with Waterfall edge is standard
- Base standard as shown with levelers
- Available in Oak, Cherry, Quarter Sawn White Oak & Brown Maple
- Floor to bottom of skirt 26½"
- Recommended chair: Naperville from Artisan Chairs
- Shown in Quarter Sawn White Oak with Michaels Cherry stain (*Note: Actual color may vary from picture*)



AVAILABLE SIZES:

- 42" x 60"
- 42" x 66"
- 42" x 72"
- 48" x 60"
- 48" x 66"
- 48" x 72"

Up to 4-12" Leaves
or 1-18" Butterfly Leaf
or 2-18" Butterfly
Leaves (2 BF N/A on
42x60 & 48x60)

NASHVILLE TRESTLE

- 1" Bow End top with Waterfall edge is standard
- Base standard as shown with levelers
- Available in Oak, Cherry, Quarter Sawn White Oak & Brown Maple
- Floor to bottom of skirt 26½"
- Shown in Brown Maple with FC-40592 Earthtone stain (*Note: Actual color may vary from picture*)



AVAILABLE SIZES:

- 42" x 60"
- 42" x 66"
- 42" x 72"
- 48" x 60"
- 48" x 66"
- 48" x 72"

Up to 4-12" Leaves
or 1-18" Butterfly Leaf
or 2-18" Butterfly
Leaves (2 BF N/A on
42x60 & 48x60)

NEWBURY BENCH

- 1" bow end top with Bevel edge is standard
- 18" high
- Includes leaf storage box that stores all 4 leaves
- Available in Oak, Cherry, Quarter Sawn White Oak & Brown Maple



AVAILABLE SIZES:

- 12 ½" x 48"
- 12 ½" x 60"
- 12 ½" x 72"

Solid Top or
up to 4-12" Leaves



NEWBURY

- 1" bow end top with Bevel edge is standard
- 2 ½" straight skirt
- Legs standard as shown
- Available in Oak, Cherry, Quarter Sawn White Oak & Brown Maple
- Floor to bottom of skirt 26½"
- Recommended chair: Newbury from Artisan Chairs

AVAILABLE SIZES:

- 42" x 60"
- 42" x 66"
- 42" x 72"
- 48" x 60"
- 48" x 66"
- 48" x 72"

Up to 4-12" Leaves
or 1-18" Butterfly Leaf



*Shown in Brown Maple
with FC-924 Michaels Cherry top
& FC-230 Onyx base.
Shown with Artisan Newbury Chairs.
(Note: Actual color may vary from picture)*



OLDE CENTURY BENCH

- 1" top with Mission edge
- Includes leaf storage box that stores all 4 leaves
- Available in Oak, Cherry, Quarter Sawn White Oak & Brown Maple

AVAILABLE SIZES:

- 12 ½" x 48"
- 12 ½" x 60"
- 12 ½" x 72"

Solid Top or
up to 4-12" Leaves



OLDE CENTURY MISSION

- 1" rectangle top with Mission edge is standard
- Skirt standard with half-lap corner joints
- Trestle base is 24" wide
- Available in Oak, Cherry, Quarter Sawn White Oak & Brown Maple
- Floor to bottom of skirt 26½"
- Recommended chair: Olde Century from Artisan Chairs

AVAILABLE SIZES:

- 42" x 60"
- 42" x 66"
- 42" x 72"
- 48" x 60"
- 48" x 66"
- 48" x 72"

Up to 4-12" Leaves
or 1-18" Butterfly Leaf
or 2-18" Butterfly
Leaves (2 BF N/A on
42x60 & 48x60)



*Shown in Rough Sawn Wormy Maple
with FC-42000 Almond 10 sheen finish.
Shown with Artisan Orewood Chairs.*

(Note: Actual color may vary from picture)



OREWOOD TRESTLE

- 1¼" Rectangle top with Mission edge is standard
- Base standard as shown (with levelers)
- Available in Rough Sawn Wormy Maple and Rough Sawn White Oak
- Floor to bottom of skirt 26½"
- Shown in Rough Sawn Wormy Maple with FC-42000 Almond 10 sheen finish (Note: Actual color may vary from picture)



AVAILABLE SIZES:

- 42" x 60"
- 42" x 72"
- 48" x 60"
- 48" x 72"

Up to 4-12" Leaves



OXFORD DOUBLE

- 1½" Rectangle top with Live Edge is standard
- Black powder coated metal base
- Base standard as shown (with levelers)
- Available in Wormy Maple, Rustic Cherry & Rustic Walnut
- Every Live edge top is unique and will vary from top to top
- Shown in Wormy Maple with FC-47823 Bel Air stain (Note: Actual color may vary from picture)



AVAILABLE SIZES:

- 36" x 84"
- 36" x 96"
- 42" x 84"
- 42" x 96"

Solid top only



PAGOSA TRESTLE

- 1½" top with Live edge is standard
- Black powder coated metal base
- Base is standard as shown (with levelers)
- Available in Wormy Maple, Rustic Cherry & Rustic Walnut
- Every Live edge top is unique and will vary from top to top
- Shown in Rustic Walnut with Natural finish (Note: Actual color may vary from picture)

AVAILABLE SIZES:

- 42" x 72"
- 42" x 84"
- 42" x 96"
- 48" x 72"
- 48" x 84"
- 48" x 96"

Solid Top Only



PARIS TRESTLE

- 1" Semi-boat shape top with Bevel edge
- Base standard as shown with levelers
- Available in Oak, Cherry, Quarter Sawn White Oak & Brown Maple
- Floor to bottom of skirt 26½"

AVAILABLE SIZES:

- 42" x 72"
- 48" x 72"

Up to 4-12" Leaves



PARIS BENCH

- 1" top with Mission edge is standard
- 18" high
- Leaf storage box to store all 4 leaves
- Available in Oak, Cherry, Quarter Sawn White Oak & Brown Maple

- Shown in Brown Maple with FC-10749 Autumn Leaf top & FC-230 Onyx base
(Note: Actual color may vary from picture)



AVAILABLE SIZES:

- 12 ½" x 48"
- 12 ½" x 60"
- 12 ½" x 72"

Solid Top or
up to 4-12"
Leaves

PORTLAND SINGLE

- 1" round top with Mission edge is standard
- Base standard as shown with levelers
- Available in Oak, Cherry, Quarter Sawn White Oak & Brown Maple
- Floor to bottom of skirt 26½"
- Shown in Rustic Cherry with FC-44688 Medium Walnut finish
(Note: Actual color may vary from picture)

AVAILABLE SIZES:

- 48" x 48" Round
- 54" x 54" Round
- 60" x 60" Round

Up to 2-12" Leaves
or 1-18" Butterfly Leaf
(BF N/A on 60x60)



PRESTON DOUBLE

- 1" oval top with Roundover edge standard
- Base standard as shown with levelers
- Available in Oak, Cherry, Quarter Sawn White Oak & Brown Maple
- Floor to bottom of skirt 26½"

AVAILABLE SIZES:

- 42" x 60"
- 42" x 66"
- 42" x 72"
- 48" x 60"
- 48" x 66"
- 48" x 72"

Up to 4-12" Leaves



PRESTON SINGLE

- 1" round top with Roundover edge is standard
- Base standard as shown with levelers
- Available in Oak, Cherry, Quarter Sawn White Oak & Brown Maple
- Floor to bottom of skirt 26½"

AVAILABLE SIZES:

- 42" x 42" Round
- 48" x 48" Round

Up to 2-12" Leaves
or 1-18" Butterfly Leaf
(BF N/A on 42x42)



RAVENA TRESTLE

- 1" rectangle top with Bevel edge is standard
- Base standard as shown (with levelers)
- Available in Oak, Cherry, Brown Maple & Quarter Sawn White Oak
- Floor to bottom of skirt 26½"
- Shown in Brown Maple with FC-42633 Manchester stain (Note: Actual color may vary from picture)



AVAILABLE SIZES:

- 42" x 60"
- 42" x 66"
- 42" x 72"
- 48" x 60"
- 48" x 66"
- 48" x 72"

Up to 4-12" Leaves
or 1-18" Butterfly Leaf
or 2-18" Butterfly
Leaves (2 BF N/A on
42x60 & 48x60)

RENO BENCH

- 1" top with Mission edge
- 18" high
- Leaf storage box to store up to 4 leaves
- Available in Oak, Cherry, Quarter Sawn White Oak & Brown Maple



AVAILABLE SIZES:

- 12 ½" x 48"
- 12 ½" x 60"
- 12 ½" x 72"

Solid Top or
up to 4-12" Leaves

RENO TRESTLE

- 1" bow end top with Waterfall edge is standard
- Base standard as shown with levelers
- Available in Oak, Cherry, Quarter Sawn White Oak & Brown Maple
- Floor to bottom of skirt 26½"
- Recommended chair: Reno from Artisan Chairs

AVAILABLE SIZES:

- 42" x 60"
- 42" x 66"
- 42" x 72"
- 48" x 60"
- 48" x 66"
- 48" x 72"

Up to 4-12" Leaves
or 1-18" Butterfly Leaf
or 2-18" Butterfly
Leaves (2 BF N/A on
42x60 & 48x60)



*Shown in Cherry with Michael's Cherry stain.
Shown with Reno Chairs from Artisan Chairs.
(Note: Actual color may vary from picture)*



RICHLAND TRESTLE

- 1" top with 1" radius rectangle and 5/8" Roundover edge is standard
- Base standard as shown with levelers
- Available in Oak, Cherry, Quarter Sawn White Oak & Brown Maple
- Floor to bottom of skirt 26½"
- Shown in Sap Cherry with FC-10748 Burnt Umber stain (Note: Actual color may vary from picture)

AVAILABLE SIZES:

- 42" x 60"
- 42" x 66"
- 42" x 72"
- 48" x 60"
- 48" x 66"
- 48" x 72"

Up to 4-12" Leaves
or 1-18" Butterfly Leaf
or 2-18" Butterfly
Leaves (2 BF N/A on
42x60 & 48x60)



RIDGECREST

- 1" rectangle top with Mission edge is standard
- Base standard as shown with levelers
- Available in Oak, Cherry, Quarter Sawn White Oak & Brown Maple
- Floor to bottom of skirt 26½"

AVAILABLE SIZES:

- 42" x 66"
- 42" x 72"
- 48" x 66"
- 48" x 72"

Up to 4-12" Leaves



RIDGEWOOD

- 1" round top with Mission edge is standard
- Base standard as shown with levelers
- Available in Oak, Cherry, Quarter Sawn White Oak & Brown Maple
- Floor to bottom of skirt 26½"

AVAILABLE SIZES:

- 42" x 42" Round
- 48" x 48" Round
- 54" x 54" Round

Up to 2-12" Leaves
or 1-18" Butterfly Leaf
(BF N/A on 42x42)



RIO VISTA TRESTLE

- 1¾" top with Live edge is standard
- Base standard as shown with levelers
- Available in Wormy Maple, Rustic Walnut & Rustic Cherry
- Every Live edge top is unique and will vary from top to top



AVAILABLE SIZES:

- 42" x 84"
- 42" x 96"
- 48" x 84"
- 48" x 96"

Solid Top Only



Shown in Rustic Walnut with Natural finish and Live edge top. Shown with FN Chairs Sheldon chairs in Brown Maple with Onyx stain with Linen fabric.

(Note: Actual color may vary from picture)



RIO VISTA BENCH

- 1½" top with Live edge is standard
- 18" high
- Available in Wormy Maple, Rustic Walnut & Rustic Cherry
- Every Live edge top is unique and will vary from top to top
- Shown in Rustic Walnut with Natural finish (Note: Actual color may vary from picture)



AVAILABLE SIZES:

- 12 ½" x 72"
- 12 ½" x 84"

Solid Top Only

SANTA FE BENCH

- 1¾" Rectangle top with Mission edge is standard
- Available in Rough Sawn Wormy Maple
- Shown in Rough Sawn Wormy Maple with FC-42000 Almond 10 sheen finish (Note: Actual color may vary from picture)



AVAILABLE SIZES:

- 12 ½" x 48"
- 12 ½" x 60"
- 12 ½" x 72"

Solid Top or
up to 3-16" Leaves

SANTA FE LEG

- 1¾" Rectangle top with Mission edge is standard
- Available in Rough Sawn Wormy Maple
- Recommended chair: Houston from FN Chairs
- Floor to bottom of skirt 25½"
- Shown in Rough Sawn Wormy Maple with FC-42000 Almond 10 sheen finish
(Note: Actual color may vary from picture)

AVAILABLE SIZES:

- 42" x 60"
- 42" x 66"
- 42" x 72"
- 48" x 60"
- 48" x 66"
- 48" x 72"

Up to 3-16" Leaves



Shown in Rough Sawn Wormy Maple with FC-42000 Almond 10 sheen finish. Shown with FN Chairs Houston chairs.

(Note: Actual color may vary from picture)



SARATOGA TRESTLE

- 1 ¼" semi-boat shape top is standard
- Edge standard as shown
- Base standard as shown with levelers
- Available in Oak, Cherry, Quarter Sawn White Oak & Brown Maple
- Floor to bottom of skirt 26½"

AVAILABLE SIZES:

- 42" x 72"
- 48" x 72"

Up to 4-12" Leaves



Shown in Brown Maple with Autumn Leaf top & Onyx base. Shown with FN Chairs Brookfield chairs in Brown Maple finished with an Onyx stain and Linen fabric.

(Note: Actual color may vary from picture)



SARATOGA SINGLE

- 1¼" thick 4-sided semi-boat shape is standard
- Edge standard as shown
- Available in Oak, Cherry, Quarter Sawn White Oak & Brown Maple
- Floor to bottom of skirt 26½"

AVAILABLE SIZES:

- 48" x 48"
- 54" x 54"
- 60" x 60"

Up to 2-12" Leaves



SAVANNAH SINGLE

- 1" Round top with ⅝" Roundover edge is standard
- Base standard as shown with levelers
- Available in Oak, Cherry, Quarter Sawn White Oak & Brown Maple
- Floor to bottom of skirt 26½"
- Shown in Brown Maple with SP-156 Worn Spice Med-Dis. 10 sheen top and SP-167 Weathered Tusk Med-Dis. 10 sheen base
(Note: Actual color may vary from picture)

AVAILABLE SIZES:

- 42" x 42" Round
- 48" x 48" Round

Up to 2-12" Leaves
or 1-18" Butterfly Leaf
(BF N/A on 42x42)



SHELBY TRESTLE

- 1" Bow End top with Waterfall edge is standard
- Base standard as shown with levelers
- Available in Oak, Cherry, Quarter Sawn White Oak & Brown Maple
- Floor to bottom of skirt 26½"
- Shown in Sap Cherry with FC-48024 American Antique finish
(Note: Actual color may vary from picture)

AVAILABLE SIZES:

- 36" x 48"
- 36" x 54"
- 36" x 60"
- 42" x 48"
- 42" x 54"
- 42" x 60"

Up to 3-12" Leaves



SHERIDAN TRESTLE

- 1" bow end top with Chamfer edge
- Base standard as shown (has levelers)
- Available in Oak, Cherry, Quarter Sawn White Oak & Brown Maple
- Floor to bottom of skirt 26½"

AVAILABLE SIZES:

- 36" x 48"
- 36" x 54"
- 36" x 60"
- 42" x 48"
- 42" x 54"
- 42" x 60"

Up to 3-12" Leaves



*Shown in Red Oak with
FC-48015 Sandstone stain.
Shown with FN Abe Chairs.*

(Note: Actual color may vary from picture)



SHERIDAN BENCH

- 1" rectangle top with Mission edge is standard
- 18" high
- Leaf storage box to store all 4 leaves
- Available in Oak, Cherry, Quarter Sawn White Oak & Brown Maple
- Shown in Red Oak with FC-10901 Golden Brown stain (Note: Actual color may vary from picture)



AVAILABLE SIZES:

- 12 1/2" x 48"
- 12 1/2" x 54"
- 12 1/2" x 60"

Solid Top or
up to 3-12" Leaves

SIERRA

- 1" rectangle top with Mission edge is standard
- Base standard as shown with levelers
- Available in Oak, Cherry, Quarter Sawn White Oak & Brown Maple
- Floor to bottom of skirt 26 1/2"
- Recommended chair: Sierra from Artisan Chairs



AVAILABLE SIZES:

- 42" x 60"
- 42" x 66"
- 42" x 72"
- 48" x 60"
- 48" x 66"
- 48" x 72"

Up to 4-12" Leaves
or 1-18" Butterfly Leaf
or 2-18" Butterfly
Leaves (2 BF N/A on
42x60 & 48x60)

STANWOOD

- 1¼" rectangle top with Mission edge
- 4" x 4" leg standard as shown
- 3½" straight skirt
- Available in Oak, Cherry, Quarter Sawn White Oak & Brown Maple
- Floor to bottom of skirt 25½"



AVAILABLE SIZES:

- 42" x 60"
- 42" x 66"
- 42" x 72"
- 48" x 60"
- 48" x 66"
- 48" x 72"

Up to 4-12" Leaves

TRADITIONAL DOUBLE


- Oval top with Roundover edge is standard
- Classic Empire feet standard as shown with levelers, also available with claw feet
- Bar spreader is standard as shown, Spindle Rail is also available
- Available in Oak, Cherry, Quarter Sawn White Oak & Brown Maple
- Quarter Sawn White Oak tables will have Oak base
- Also available as an extension table with up to 12 leaves with drop legs that support both ends
- Floor to bottom of skirt 26½"



Spindle Rail



Claw Feet



Empire Feet

AVAILABLE SIZES:

- 42" x 60"
- 42" x 66"
- 42" x 72"
- 48" x 60"
- 48" x 66"
- 48" x 72"

Up to 4-12" Leaves

TRADITIONAL LEG

- Rectangle top with 4" corner radius standard
- Roundover edge is standard
- Table skirt standard as shown
- Non-geared wooden slides
- Available in Oak, Cherry, Quarter Sawn White Oak & Brown Maple
- Floor to bottom of skirt 24½" at the legs and 26½" at the center



AVAILABLE SIZES:

- 42" x 60"
- 42" x 66"
- 42" x 72"
- 48" x 60"
- 48" x 66"
- 48" x 72"

Up to 4-12" Leaves
or 1-18" Butterfly Leaf

TRADITIONAL PUB

- 1" round solid top with Roundover edge is standard
- Classic empire feet standard as shown with levelers, also available with claw feet
- Available in Oak, Cherry, Quarter Sawn White Oak & Brown Maple
- Quarter Sawn White Oak tables will have Oak base
- 36" high is standard. Also available in 30" & 42" h
- Floor to bottom of skirt 32½"



AVAILABLE SIZES:

- 36" x 36" Round
- 42" x 42" Round
- 48" x 48" Round

Solid Top Only

TRADITIONAL SCALLOP

- 1" scalloped oval top and beveled edge is standard.
- Classic empire feet standard as shown with levelers, also available with claw feet
- Spindle rail also available
- Available in Oak, Cherry, Quarter Sawn White Oak & Brown Maple
- Floor to bottom of skirt 26½"



AVAILABLE SIZES:

- 42" x 60"
- 42" x 66"
- 42" x 72"
- 48" x 60"
- 48" x 66"
- 48" x 72"

Up to 4-12" Leaves

TRADITIONAL SINGLE

- Round top is standard
- Roundover edge is standard
- Classic empire feet standard as shown with levelers, also available with claw feet
- Available in Oak, Cherry, Quarter Sawn White Oak & Brown Maple
- Quarter Sawn White Oak tables will have Oak base
- Floor to bottom of skirt 26½"



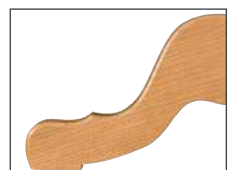
AVAILABLE SIZES:

- 36" x 36" Round
- 42" x 42" Round
- 48" x 48" Round

Up to 2-12" Leaves
or 1-18" Butterfly Leaf
(BF N/A on 36x36
& 42x42)



Claw Feet



Empire Feet

TULSA CABINET

- 1¾" rectangle top with Mission edge is standard
- Available in Rough Sawn Wormy Maple
- Cabinet base is 36" w x 25" d (no options on cabinet size)
- Standard with 3 drawers and sliding door with adjustable shelves (no options)
- 36" high is standard also available 42" High
- Floor to bottom of skirt 32½"
- Shown in Rough Sawn Wormy Maple with SP-166 Weathered Treebark 10 sheen top and SP-167 Weathered Tusk 10 sheen base (Note: Actual color may vary from picture)

AVAILABLE SIZES:

- 42" x 60"
- 42" x 72"
- 48" x 60"
- 48" x 72"

Up to 2-16" Leaves



Shown in Rough Sawn Wormy Maple with SP-166 Weathered Treebark 10 sheen top and SP-167 Weathered Tusk 10 sheen base. Shown with FN Chairs Houston Bar Stools.

(Note: Actual color may vary from picture)



VANCOUVER TRESTLE

- 1" bow end top with Mission edge is standard
- Base standard as shown with levelers
- Available in Oak, Cherry, Quarter Sawn White Oak & Brown Maple
- Floor to bottom of skirt 26½"
- See below for expanded views and leaf detail for optional butterfly leaves

AVAILABLE SIZES:

- 42" x 60"
- 42" x 66"
- 42" x 72"
- 48" x 60"
- 48" x 66"
- 48" x 72"

Up to 4-12" Leaves
or 1-18" Butterfly Leaf
or 2-18" Butterfly
Leaves (2 BF N/A on
42x60 & 48x60)



Shown with 1 leaf



Shown with 2 leaves

Butterfly leaf storage detail



WABASH BARREL

- 1¼" Round top with Mission edge is standard
- Base standard as shown (with levelers)
- 36" high is standard
- Black powder coated metal base
- Available in Oak, Cherry, Brown Maple, Quarter Sawn White Oak & Rustic Cherry
- Floor to bottom of skirt 32½"
- Shown in Rustic Hickory with FC-44688 Medium Walnut finish *(Note: Actual color may vary from picture)*

AVAILABLE SIZES:

- 48" x 48" Round
- 54" x 54" Round

Up to 2-12" Leaves



WELLINGTON TRESTLE

- 3" edge band top with random grooves and breadboard ends (no grooves in leaves)
- 1/4" Roundover edge and corners
- Ball bearing slides are standard
- Base standard as shown with levelers
- Available in Oak, Cherry, Quarter Sawn White Oak & Brown Maple
- Not available in Grey Elm, Hickory or Rustic Hickory



AVAILABLE SIZES:

- 42" x 88"
- 48" x 88"

Up to 2-16" Leaves



Shown in Brown Maple with a 3" edge band top in SP-156 Worn Spice Med. Distressed 10 sheen stain. Shown with FN Chairs Ramsey chairs.

(Note: Actual color may vary from picture)



WESTIN

- 1¼" round top with Mission edge is standard
- Base standard as shown with levelers
- Available in Oak, Cherry, Quarter Sawn White Oak & Brown Maple
- Quarter Sawn White Oak tables will have regular White Oak base
- Floor to bottom of skirt 26½"



AVAILABLE SIZES:

- 48" x 48" Round
- 54" x 54" Round
- 60" x 60" Round

Up to 2-12" Leaves

XAVIER BENCH

- 1½" top with Live Edge standard
- Black powder coated metal base
- Available in Wormy Maple, Rustic Walnut & Rustic Cherry
- Every Live edge top is unique and will vary from top to top



AVAILABLE SIZES:

- 12 ½" x 72"
- 12 ½" x 84"

Solid Top Only

XAVIER TRESTLE

- 1½" top with Live edge is standard
- Black powder coated metal base
- Base is standard as shown (with levelers)
- Available in Wormy Maple, Rustic Walnut & Rustic Cherry
- Every Live edge top is unique and will vary from top to top



AVAILABLE SIZES:

- 42" x 72"
- 42" x 84"
- 42" x 96"
- 48" x 72"
- 48" x 84"
- 48" x 96"

Solid Top Only



*Shown in Rustic Walnut with
FC-47823 Bel Air stain.
Shown with FN Sheldon Chairs.*

(Note: Actual color may vary from picture)



Home of West Point Woodworking, LLC



West Point 
WOODWORKING LLC