



R·H·YODER

2023





Brothers Richard and Henry Yoder grew up watching their father work in his carriage building business and dreaming of the day when they could work with their hands next to their father. When their father passed away while they were still young boys, they decided to honor their father's legacy by becoming craftsmen themselves.

They began by building furniture and cabinetry in their mother's home in 2001, apprenticing under an experienced craftsman named Floyd Miller and producing a line of five different chair styles. As their business and expertise grew they expanded into a slightly larger facility and now have a 20,000-square foot state-of-the-art facility on Richard's property, which is the home of RH Yoder today.

From the humble beginnings of two young boys admiring their father's work, two brothers have fulfilled their dream. They are now dedicated business owners, employing a team of craftsmen, and producing a full line of more than 70 different chair styles.

Their care and attention to detail shows in every piece of furniture they produce. Your customers deserve nothing less.

**Some Styles of Dining Chairs are Available as Caster-Based Desk Chairs:**



Traditional Screw Lift



Mission Gas Lift



Mission Screw Lift



Caswell Gas Lift

**Note:** Selected chair styles are available as barstools. All orders are shipped with standard swivel unless "Memory" swivel is specified on order.

**Seat and Edge Options:**



Deep Scoop Seat shown with Optional Roundover Edge



Benton Roundover Seat



Regular Scoop Seat shown with Optional Bevel Edge

**Stretcher Covers:** Available in Black and Nickel (shown)



Barstool



Rounded Barstool

**Metal Colors:**



Bronze



Gold



Gunmetal Gray



Silver



Tex Black

**Table Edge Profile Options:**



Mission



Chamfer



Roundover



Bevel



Ogee



Roundover-Bottom



The most substantial corner blocks in the industry paired with five screws provides greater stability.



Precise angle cuts on all legs and an exact leveling technique provide unparalleled stability.



Final phase hand-sanding and inspection results in superior craftsmanship.

















































































Precision cut mortise and tenon joints ensure solid, durable structural integrity.



# TABLE OF CONTENTS








































---








































 Acadia _____ 11	 Bent Paddle Post _____ 27	 Chesapeake _____ 41
 Acadia Desk Chair _____ 12	 Bersina _____ 28	 Colebrook _____ 42
 Albany _____ 13	 Birkin _____ 29	 Collins _____ 43
 Allerton Bar Chair _____ 14	 Bow River _____ 30	 Cosgrove Barstool _____ 44-45
 Arbordale _____ 15	 Brandberg _____ 31	 Conner _____ 46
 Arlington _____ 16	 Bradbury _____ 32-33	 Country Sheaf _____ 47
 Bayfield _____ 17	 Buchanan _____ 34	 Country Shaker _____ 48-49
 Barrel Barstool _____ 18-19	 Caraway Barstool _____ 35	 Crayton _____ 50-51
 Belmont Barstool _____ 20-21	 Carmen _____ 36	 Cumberland _____ 52-53
 Benjamin _____ 22-23	 Carolina _____ 37	 Crescent _____ 54
 Bellingham _____ 24	 Carson _____ 38	 Damon _____ 55
 Bent Feather Bow _____ 25	 Carter _____ 39	 Dawson _____ 56-57
 Bent Paddle _____ 26	 Charleston _____ 40	 Dillon Barstool _____ 58-59

	Douglas _____	60		Harvest _____	75		Lambert Barstool _____	87
	Durham Bar Chair _____	61		Haskin Barstool _____	76		Lamont _____	88
	Ellington _____	62		Hillingdon _____	77		Lavega _____	89
	Elliott Desk Chair _____	63		Kenshaw _____	77		Lexford _____	90
	Emerson _____	64-65		Waverton _____	77		Livingston _____	91
	Espin _____	66		Wellbeck _____	77		Louisdale _____	92
	Folding Chair _____	67		Iron Craft Barstool _____	78-79		Madison _____	93
	Fenmore _____	68-69		Jansen _____	80		Marbury _____	94
	Frankton _____	70		Jetara _____	81		Mesa _____	95
	Grant _____	71		Jumbo Bent Paddle _____	82		Mill Valley _____	96
	Griffin Bar Chair _____	72		Keelan _____	83		Modesto _____	97
	Harper _____	73		Korbyn _____	84-85		Niles _____	98-99
	Harris _____	74		Kensington _____	86		North Star _____	100-101

# TABLE OF CONTENTS

---

	Oxford _____ 101		Tifton _____ 114-115		Colebrook _____ 129
	Regal _____ 101		Tosky Bar Chair _____ 116		Modesto _____ 129
	Sinclair _____ 101		Vintage Mission _____ 117		Old Traditions _____ 130
	Neela Bar Chair _____ 102		Vinson _____ 118-119		Tifton _____ 130
	Olympia Barstool _____ 103		Wellsburg _____ 120		West Lake _____ 131
	Palmer _____ 104-105		Wescott _____ 121		Bersina _____ 132
	Parkland _____ 106		West Lake _____ 122		Brogan _____ 133
	Portage Barstool _____ 107		Winslow Barstool _____ 123		Bilton _____ 134-135
	Roanoke _____ 108-109		Wilton _____ 124-125		Callaway _____ 136
	Roosevelt _____ 110		Wyndlot Desk Chair _____ 126		Carmen _____ 137
	Sawyer _____ 111		Yorktown _____ 127		Crayton _____ 138
	Somerset _____ 112		Bellingham _____ 128		Cumberland _____ 139
	Spring Meadow Pressback _____ 113		Chevron _____ 128		Dawson _____ 140

	Emerson _____	141		Regal _____	152		Crayton _____	164
	Fenmore _____	142		Roanoke _____	153		North Star _____	165
	Iron Craft Pub _____	143		Roanoke Pub _____	154		Old Traditions _____	166
	Iron Forge _____	144		Sawyer _____	155		Oxford Designer _____	167
	Kenshaw _____	145		Sinclair _____	156		Regal _____	168
	Kentmere _____	146		Tifton _____	157		Regal Designer _____	169
	Kirkby _____	147		Tifton Round _____	158		Sinclair _____	170
	Majesty _____	148		Vinson _____	159		Sinclair Designer _____	171
	North Star _____	148		Vinson Pub _____	160		Quick Ship _____	8-9
	Oxford _____	148		Waverton _____	161		Best Sellers _____	10
	Niles _____	149		Wellbeck _____	161		Customer Material Requirements _____	172
	Niles Double Pedestal _____	150		Wilton _____	162		Finishes _____	173-188
	Old Traditions _____	151		Bersina _____	163		Chair Dimensions _____	189-195

# QUICK SHIP



Live Edge



Fenmore

Brown Maple, Wood Seats Only



Grant

Quarter-Sawn White Oak, Wood Seats Only



Tifton

Brown Maple w/Live Edge, Wood Seats Only



Yorktown

Brown Maple, Wood Seats Only



Emerson

Brown Maple, Fabric or Leather from Heartland Fabrics Only



24" Bar Chair



Belmont w/Meribeth Top 24" Dillon 24"

Brown Maple, Fabric or Leather from Heartland Fabrics Only





**Emerson Table**    **Emerson 36\"/>**



**Fenmore Table**  
Brown Maple, 42\"/>



**Tifton Table**  
Brown Maple w/Live Edge, 42\"/>



**Emerson Set**



**Fenmore Set**



**Tifton Set**



**Quick Ship Details**

*All products shown on the Quick Ship pages are available unfinished, shipped to the Indiana finish shop of your choice in 5 days! Alternately, you can choose to have it finished at RH Yoder and get the complete finished product in 5 DAYS! Particular wood species, fabric and leather options must follow the specified information for each product offered.*

# BEST SELLERS

---



Emerson



Fenmore



Korbyn



Tifton



Vinson



Yorktown



Dillon Barstool



Belmont Barstool  
with Meribeth Top



Barrel Barstool  
with Meribeth Top



Iron Craft Barstool  
with Back

# ACADIA

---



Side: 19"w x 17 ½"d x 41"h

Arm: 24"w x 17 ½"d x 41"h

Available in Oak, Cherry, Hard Maple, Brown Maple, Quarter-Sawn White Oak, Hickory, Walnut, Elm, Rustic Cherry and Rustic Hickory

Only Available with Leather or Fabric Seats

Also Available as Caster-Based Desk Chairs

---

*Shown in Rustic Hickory with FC 107 Harvest Oak Stain and U3-13 Raven Wing Ultra Leather*

# ACADIA DESK CHAIR

---



---

24"w x 17"d x 40" - 45"h

Available in Oak, Cherry, Hard Maple, Brown Maple, Quarter-Sawn White Oak, Hickory, Walnut, Rustic Cherry and Rustic Hickory

Only Available with Leather or Fabric Seats and Backs

Caswell Gas Lift is Standard

---

*Shown in Quarter-Sawn White Oak with Asbury Stain and Black Leather*

# ALBANY

---



Side: 20 ½"w x 16 ½"d x 40"h

Arm: 23"w x 16 ½"d x 40"h

Available in Oak, Cherry,  
Hard Maple, Brown Maple  
and Rustic Cherry

Also Available as Caster-  
Based Desk Chairs

---

*Shown in Brown Maple with Nutmeg Stain*

# ALLERTON BAR CHAIR



Tack Options



Seat Dimensions: 14" x 18"

Base Dimensions: 16 1/4" x 20"

Available in 24" and 30"h

Available in Oak, Cherry, Hard Maple, Brown Maple, Quarter-Sawn White Oak, Hickory, Walnut, Rustic Cherry and Rustic Hickory

Only Available with Leather or Fabric Seats

Tacks are Standard

*Shown in Cherry with Michael's Cherry Stain and Black Leather with Black Tacks (left)*

*Shown in Brown Maple with Onyx Stain and 28-23 Rink Fabric with Nickel Tacks (right)*

# ARBORDALE

---



Side: 19"w x 17 ½"d x 38"h

Arm: 23 ½"w x 17 ½"d x 38"

Available in Oak, Cherry,  
Hard Maple, Brown Maple,  
Quarter-Sawn White Oak,  
Hickory, Walnut, Rustic Cherry  
and Rustic Hickory

Available with Wood, Leather  
or Fabric Seats

---

*Shown in Brown Maple with  
Golden Brown Stain*

# ARLINGTON

---



Side: 20 ½"w x 16 ½"d x 40"h

Arm: 23"w x 16 ½"d x 40"h

Available in Oak, Cherry,  
Hard Maple, Brown Maple  
and Rustic Cherry

Also Available as Caster-  
Based Desk Chairs

---

*Shown in Brown Maple with Nutmeg Stain*



# BAYFIELD

---



---

Side: 20 ½"w x 17 ½"d x 35"h

Arm: 25"w x 17 ½"d x 35"h

Available in Oak, Cherry, Hard Maple, Brown Maple, Quarter-Sawn White Oak, Hickory, Walnut, Rustic Cherry and Rustic Hickory

Only Available with Leather or Fabric Seats and Backs

---

*Shown in Elm with New Carrington Stain and 26-6 Terry Fabric*

# BARREL BARSTOOL

---



Seat Diameter: 16 ½"

Available in 18", 24" and 30"h

Available in Oak, Cherry, Hard Maple, Brown Maple, Quarter-Sawn White Oak, Hickory, Walnut, Rustic Cherry and Rustic Hickory

Available with Wood, Leather or Fabric Seats

Swivel Seats are Standard

---

*Shown in Quarter-Sawn White Oak with Michael's Cherry Stain (left)*

*Shown in Oak with OCS 111 Stain (right)*

# BARREL BARSTOOL WITH MERIBETH TOP



Seat Diameter: 16 ½"

Available in 18", 24" and 30"h

Meribeth Top: 11 ½"h

Optional 9 ½" Back

Available in Oak, Cherry, Hard Maple, Brown Maple, Quarter-Sawn White Oak, Hickory, Walnut, Rustic Cherry and Rustic Hickory

Available with Wood, Leather or Fabric Seats

Swivel Seats are Standard

---

*Shown in Brown Maple with Acres Stain (left)*

*Shown in Oak with OCS 111 Stain (right)*

# BELMONT BARSTOOL

---

Seat Diameter: 16 ½"

Overall Diameter: 18"

Available in 18", 24" and 30"h

Available in Oak, Cherry, Hard Maple, Brown Maple, Quarter-Sawn White Oak, Hickory, Walnut, Rustic Cherry and Rustic Hickory

Available with Wood, Leather or Fabric Seats

Swivel Seats are Standard

---

*Shown in Brown Maple with Onyx Stain (left)*

*Shown in Brown Maple with Seat in Nutmeg Stain and Frame in Onyx Stain (right)*



# BELMONT BARSTOOL WITH MERIBETH TOP



Seat Diameter: 16 ½"

Overall Diameter: 18"

Available in 18", 24" and 30"h

Meribeth Top: 11 ½"h

Optional 9 ½" Back

Available in Oak, Cherry, Hard Maple, Brown Maple, Quarter-Sawn White Oak, Hickory, Walnut, Rustic Cherry and Rustic Hickory

Available with Wood, Leather or Fabric Seats

Swivel Seats are Standard

---

*Shown in Brown Maple with FC 226 Coffee Stain (left)*

*Shown in Brown Maple with Black Paint Rub-Through (right)*



# BENJAMIN

---



---

Side: 19"w x 17 ½"d x 41"h

Arm: 24"w x 17 ½"d x 41"h

Available in Oak, Cherry,  
Hard Maple, Brown Maple,  
Hickory, Walnut, Rustic Cherry  
and Rustic Hickory

Available with Wood, Leather  
or Fabric Seats

---

*Shown with Clawson Table (left page)*

*Shown in Brown Maple with Almond  
Stain and C2-11 Canvas Fabric (left page)*

*Shown in Brown Maple with Nutmeg Stain  
(right page)*

# BELLINGHAM

---



24" or 30" High Base  
Stationary Bar Chair  
18"w x 16 3/4"d x 19 1/4"h Back Ht.

24" or 30" High Base  
Swivel Barstool  
18"w x 16 3/4"d x 19 1/4"h Back Ht.

---

Side: 18"w x 17"d x 42 1/2"h

Arm: 25"w x 17"d x 42 1/2"h

Available in Oak, Cherry,  
Hard Maple, Brown Maple,  
Quarter-Sawn White Oak,  
Hickory, Walnut, Rustic Cherry  
and Rustic Hickory

Available with Wood, Leather  
or Fabric Seats

Also Available as Caster-  
Based Desk Chairs

---

*Shown in Oak with  
Old World Mission Stain*



# BENT FEATHER BOW

---



24" or 30" High Base  
Swivel Barstool  
19" w x 18" d x 23" h Back Ht.

---

Side: 19"w x 18"d x 40"h

Arm: 25"w x 18"d x 40"h

Available in Oak, Cherry,  
Hard Maple, Brown Maple  
and Rustic Cherry

Also Available as Caster-  
Based Desk Chairs

Deep Scoop Seats  
are Standard

---

*Shown in Oak with FC 5591  
Golden Honey Stain*

# BENT PADDLE



Optional Plain Legs



24" or 30" High Base  
Swivel Barstool  
19"w x 18"d x 23"h Back Ht.

Side: 19"w x 18"d x 40"h

Arm: 25"w x 18"d x 40"h

Available in Oak, Cherry,  
Hard Maple, Brown Maple  
and Rustic Cherry

Also Available as Caster-  
Based Desk Chairs

Deep Scoop Seats  
are Standard

*Shown in Oak with FC N3176  
Malaguania Stain*

# BENT PADDLE POST



Acorn  
Back



Plain  
Back



Optional  
Plain Legs



Optional  
S-9 Legs



24" or 30" High Base  
Swivel Barstool  
19"w x 18"d x 23"h Back Ht.

Side: 19"w x 18"d x 39"h

Arm: 25"w x 18"d x 39"h

Available in Oak, Cherry,  
Hard Maple and Rustic Cherry

Also Available as Caster-  
Based Desk Chairs

Choose from Three Back  
Designs (Wheat Shown)

*Shown in Oak with FC 5591  
Golden Honey Stain*

# BERSINA

---



Side: 18 ½"w x 15 ¾"d x 37 ½"h

Available in Oak, Cherry,  
Hard Maple, Brown Maple,  
Quarter-Sawn White Oak,  
Hickory, Walnut, Rustic Cherry  
and Rustic Hickory

---

*Shown in Cherry with Natural Finish*

# BIRKIN

---



---

Side: 18 1/2"w x 16"d x 36"h

Available in Oak, Cherry,  
Hard Maple, Brown Maple,  
Quarter-Sawn White Oak,  
Hickory, Walnut, Rustic Cherry  
and Rustic Hickory

---

*Shown in Cherry with FC 50241 Charwood  
Stain and R1-92 Masa Fabric*

# BOW RIVER



Tack Options



24" or 30" High Base  
Stationary Bar Chair  
22"w x 18"d x 12"h Back Ht.

Side: 22"w x 18"d x 42 ½"h

Arm: 29"w x 18"d x 42 ½"h

Available in Oak, Cherry, Hard Maple, Brown Maple, Quarter-Sawn White Oak, Hickory, Walnut, Rustic Cherry and Rustic Hickory

Only Available with Leather or Fabric Seats and Backs

Tacks are Standard

*Shown in Brown Maple with Sealy Stain and Mahogany Leather*

# BRANDBERG

---



Side: 18"w x 17"d x 36 ½"h

Arm: 22 ½"w x 17"d x 36 ½"h

Available in Oak, Cherry, Hard Maple, Brown Maple, Quarter-Sawn White Oak, Hickory, Walnut, Rustic Cherry and Rustic Hickory

Available with Wood, Leather or Fabric Seats

---

*Shown in Brown Maple with New Carrington Stain*





# BRADBURY



24" or 30" High Base  
Stationary Bar Chair  
19 1/2"w x 17"d x 16 1/2"h Back Ht.



Desk Chair with  
Caswell Lift

Side: 19 1/2"w x 17"d x 42"h

Arm: 25 1/2"w x 17"d x 42"h

Available in Oak, Cherry,  
Hard Maple, Brown Maple,  
Quarter-Sawn White Oak,  
Hickory, Walnut, Rustic Cherry  
and Rustic Hickory

Only Available with Leather  
or Fabric Seats and Backs

Also Available as Caster-  
Based Desk Chairs

*Shown with Iron Forge Table with True  
Reclaimed Barn Wood Top (left page)*

*Shown in Oak with Chocolate Spice  
Stain, Black Tincture Finish and  
C2 Elevator Fabric (left page)*

*Shown in Brown Maple with Rich Tobacco  
Stain and 26-11 Cornelia Gray Fabric  
(right page)*

# BUCHANAN

---



24" or 30" High Base  
Stationary Bar Chair  
18"w x 18"d x 19"h Back Ht.

---

Side: 18"w x 18"d x 38 ½"h

Arm: 25 ½"w x 18"d x 38 ½"h

Available in Oak, Cherry,  
Hard Maple, Brown Maple,  
Quarter-Sawn White Oak,  
Hickory, Walnut, Rustic Cherry  
and Rustic Hickory

Available with Wood, Leather  
or Fabric Seats

Also Available as Caster-  
Based Desk Chairs

---

*Shown in Rustic Quarter-Sawn White Oak  
with Golden Brown Stain*

# CARAWAY BARSTOOL

---



Dimensions:  
18"w x 17"d x 15"h Back Ht.

Available in 24" or 30"h

Available in Oak, Cherry,  
Hard Maple, Brown Maple,  
Quarter-Sawn White Oak,  
Hickory, Walnut, Rustic Cherry  
and Rustic Hickory

Only Available with Leather  
or Fabric Seats and Backs

Flexible Back

---

*Shown in Oak with Ebony Stain  
and Black Leather*

# CARMEN

24" or 30" High Base Stationary  
Bar Chair (not shown)  
18 ½"w x 17 ½"d x 18"h Back Ht.



---

Side: 18 ½"w x 17 ½"d x 37 ½"h

Arm: 24 ½"w x 17 ½"d x 37 ½"h

Available in Oak, Cherry,  
Hard Maple, Brown Maple,  
Quarter-Sawn White Oak,  
Hickory, Walnut, Rustic Cherry  
and Rustic Hickory

Available with Wood, Leather  
or Fabric Seats

---

*Shown in Brown Maple with Briar Stain*

# CAROLINA



24" or 30" High Base  
Stationary Bar Chair  
18"w x 18"d x 20"h Back Ht.



24" or 30" High Base  
Swivel Barstool  
18"w x 18"d x 20"h Back Ht.

Side: 18"w x 17 ¾"d x 42"h

Arm: 24 ½"w x 17 ¾"d x 42"h

Available in Oak, Cherry,  
Hard Maple, Brown Maple,  
Quarter-Sawn White Oak,  
Hickory, Walnut, Rustic Cherry  
and Rustic Hickory

Available with Wood, Leather  
or Fabric Seats

*Shown in Cherry with FC N3176  
Malaguania Stain*

# CARSON

---



24" or 30" High Base  
Stationary Bar Chair  
19"w x 17"d x 18"h Back Ht.

---

Side: 19"w x 17"d x 35"h

Arm: 25"w x 17"d x 35"h

Available in Oak, Cherry,  
Hard Maple, Brown Maple,  
Quarter-Sawn White Oak,  
Hickory, Walnut, Rustic Cherry  
and Rustic Hickory

Available with Wood, Leather  
or Fabric Seats

Also Available as Caster-  
Based Desk Chairs

---

*Shown in Brown Maple with Black Paint*

# CARTER

---



Side: 18 ½"w x 17"d x 32"h

Available in Oak, Cherry, Hard Maple, Brown Maple, Quarter-Sawn White Oak, Hickory, Walnut, Rustic Cherry and Rustic Hickory

Available with Wood, Leather or Fabric Seats

---

*Shown in Cherry with Chestnut Stain and C8-68 Wear Fabric*

# CHARLESTON

---



24" or 30" High Base  
Stationary Bar Chair  
19 1/2"w x 18"d x 20 1/2"h Back Ht.

---

Side: 19 1/2"w x 18"d x 38 1/2"h

Arm: 24"w x 18"d x 38 1/2"h

Available in Oak, Cherry,  
Hard Maple, Brown Maple,  
Quarter-Sawn White Oak,  
Hickory, Walnut, Rustic Cherry  
and Rustic Hickory

Available with Wood, Leather  
or Fabric Seats

Also Available as Caster-  
Based Desk Chairs

---

*Shown in Brown Maple with Nutmeg Stain*



# CHESAPEAKE



Inlay



24" or 30" High Base  
Stationary Bar Chair  
18"w x 16 3/4"d x 20 1/2"h Back Ht.

Side: 18 1/2"w x 17"d x 41"h

Arm: 25"w x 17"d x 41"h

Available in Oak, Cherry,  
Hard Maple, Brown Maple,  
Quarter-Sawn White Oak,  
Hickory, Walnut, Rustic Cherry  
and Rustic Hickory

Available with Wood, Leather  
or Fabric Seats

Also Available as Caster-  
Based Desk Chairs

*Shown in Brown Maple with  
Golden Brown Stain*

# COLEBROOK



Ebony Inlay



24" or 30" High Base  
Stationary Bar Chair  
18"w x 16 3/4"d x 19 1/4"h Back Ht.

Side: 18"w x 17"d x 42"h

Arm: 26"w x 17"d x 42"h

Available in Oak, Cherry,  
Hard Maple, Brown Maple,  
Quarter-Sawn White Oak,  
Hickory, Walnut, Rustic Cherry  
and Rustic Hickory

Available with Wood, Leather  
or Fabric Seats

Also Available as Caster-  
Based Desk Chairs

*Shown in Quarter-Sawn White Oak  
with Michael's Cherry Stain*

# COLLINS

---



Side: 19"w x 17 ½"d x 38"h

Arm: 22"w x 17 ½"d x 38"h

Available in Oak, Cherry, Hard Maple, Brown Maple, Quarter-Sawn White Oak, Hickory, Walnut, Rustic Cherry and Rustic Hickory

Available with Wood, Leather or Fabric Seats

---

*Shown in Brown Maple with Golden Brown Stain*

# COSGROVE BARSTOOL



Tack Options



Seat Diameter: 16 1/2"

Overall Diameter: 18"

Available in 18", 24" and 30"h

Available in Oak, Cherry, Hard Maple, Brown Maple, Quarter-Sawn White Oak, Hickory, Walnut, Rustic Cherry and Rustic Hickory

Available with Wood, Leather or Fabric Seats

Swivel Seats are Standard

Tacks are Optional

*Shown in Brown Maple with Onyx Stain and Texas Leather (left)*

*Shown in Brown Maple with Onyx Stain and C8-7 Tuxedo Fabric (right)*

# COSGROVE BARSTOOL WITH EASTON TOP



## Tack Options

Seat Diameter: 16 ½"

Overall Base Diameter:  
18" Barstool 18 ½", 24" Barstool 19" and 30" Barstool 19 ¾"

Available in 18", 24" and 30"h

Easton Top: 10"h

Available in Oak, Cherry, Hard Maple, Brown Maple, Quarter-Sawn White Oak, Hickory, Walnut, Rustic Cherry and Rustic Hickory

Available with Wood, Leather or Fabric Seats

Swivel Seats are Standard

Tacks are Optional

*Shown in Brown Maple with Golden Pecan Stain (left)*

*Shown in Brown Maple with Onyx Stain and C2-34 Melody Fabric (right)*

# CONNER



Through Tenon



24" or 30" High Base  
Stationary Bar Chair  
19"w x 17 1/2"d x 23 1/2"h  
Back Ht.



Desk Chair with  
Caswell Gas Lift

Side: 19"w x 17 1/2"d x 46"h

Arm: 25 1/4"w x 17 1/2"d x 46"h

Available in Oak, Cherry,  
Hard Maple, Brown Maple,  
Quarter-Sawn White Oak,  
Hickory, Walnut, Rustic Cherry  
and Rustic Hickory

Only Available with Leather  
or Fabric Seats

*Shown in Quarter-Sawn White Oak  
with FC 7992 Asbury Brown Stain*

# COUNTRY SHEAF

---



24" or 30" High Base  
Swivel Barstool  
19"w x 18"d x 23 1/2"h Back Ht.

---

Side: 19"w x 18"d x 39"h

Arm: 25"w x 18"d x 39"h

Available in Oak, Cherry,  
Hard Maple, Brown Maple,  
Hickory, Rustic Cherry and  
Rustic Hickory

Also Available as Caster-  
Based Desk Chairs

---

*Shown in Oak with FC 5591  
Golden Honey Stain*





# COUNTRY SHAKER

---



24" or 30" High Base  
Stationary Bar Chair  
18"w x 16 3/4"d x 19 1/4"h Back Ht.



24" or 30" High Base  
Swivel Barstool  
18"w x 17"d x 19 1/4"h Back Ht.

---

Side: 18"w x 17"d x 42"h

Arm: 25 1/2"w x 17"d x 42"h

Available in Oak, Cherry,  
Hard Maple, Brown Maple,  
Quarter-Sawn White Oak,  
Hickory, Walnut, Rustic Cherry  
and Rustic Hickory

Available with Wood, Leather  
or Fabric Seats

Also Available as Caster-  
Based Desk Chairs

---

*Shown with Iron Forge Table with True  
Reclaimed Barn Wood Top (left page)*

*Shown in Oak with Ebony Stain (left page)*

*Shown in Brown Maple with FC 7992  
Asbury Brown Stain (right page)*



# CRAYTON

---



Side: 18 ½"w x 16 ½"d x 36 ½"h

Available in Oak, Cherry,  
Hard Maple, Brown Maple,  
Quarter-Sawn White Oak,  
Hickory, Walnut, Rustic Cherry  
and Rustic Hickory

Deep Scoop Seats  
are Standard

---

*Shown with Crayton Table and Server in  
SP 168 Weathered Beige and FC 41610  
Golden Pecan Stains (left page)*

*Shown in Brown Maple with Black Paint  
(left page)*

*Shown in Brown Maple with Weathered  
Tusk Stain (right page)*



# CUMBERLAND

---



Side: 19"w x 17 ½" d x 37" h

Arm: 24"w x 17 ½" d x 37" h

Available in Oak, Cherry, Hard Maple, Brown Maple, Quarter-Sawn White Oak, Hickory, Walnut, Rustic Cherry and Rustic Hickory

Available with Wood, Leather or Fabric Seats

---

*Shown with Cumberland Table (left page)*

*Shown in Oak with FC 47276  
Old Museum Stain (left page)*

*Shown in Brown Maple with  
Coffee Stain (right page)*

# CRESCENT

---



---

Side: 22"w x 17 1/2"d x 35"h

Available in Oak, Cherry,  
Hard Maple, Brown Maple,  
Quarter-Sawn White Oak,  
Hickory, Walnut, Rustic Cherry  
and Rustic Hickory

---

*Shown in Oak with FC 48024 American  
Antique Stain and C2-34 Melody Fabric*

# DAMON

---



Side: 19"w x 17 ½" d x 38" h

Arm: 23 ½"w x 17 ½" d x 38" h

Available in Oak, Cherry,  
Hard Maple, Brown Maple,  
Quarter-Sawn White Oak,  
Hickory, Walnut, Rustic Cherry  
and Rustic Hickory

Available with Wood, Leather  
or Fabric Seats

---

*Shown in Oak with Earthtone Stain*





# DAWSON

---



---

Side: 19 1/2"w x 18"d x 39"h

Arm: 23 1/2"w x 18"d x 39"h

Available in Oak, Cherry, Hard Maple, Brown Maple, Quarter-Sawn White Oak, Hickory, Walnut, Rustic Cherry and Rustic Hickory

Available with Wood, Leather or Fabric Seats

---

*Shown with Dawson Table (left page)*

*Shown in Brown Maple with Grey Flannel Stain and C8-57 Coconut Fabric on Seat/Back and R1-54 Desert Fabric on Backside*



# DILLON BARSTOOL



## Tack Options

Seat Diameter: 16 1/2"

Overall Diameter: 18"

Available in 24" and 30"h

Available in Oak, Cherry, Hard Maple, Brown Maple, Quarter-Sawn White Oak, Hickory, Walnut, Rustic Cherry and Rustic Hickory

Available with Wood, Leather or Fabric Seats

Swivel Seats are Standard

Tacks are Optional

*Shown in Oak with Kona Stain and Black Leather with Optional Nickel Tacks (right page, left)*

*Shown in Brown Maple with Smoky Charcoal Stain and London Tan Leather (right page, right)*



# DOUGLAS



24" or 30" High Base  
Stationary Bar Chair  
18 1/4"w x 16 3/4"d x 20 1/2"h Back Ht.

Side: 18 1/2"w x 17"d x 42"h

Arm: 25"w x 17"d x 42"h

Available in Oak, Cherry,  
Hard Maple, Brown Maple,  
Quarter-Sawn White Oak,  
Hickory, Walnut, Rustic Cherry  
and Rustic Hickory

Available with Wood, Leather  
or Fabric Seats

Also Available as Caster-  
Based Desk Chairs

*Shown in Quarter-Sawn White Oak with  
FC 7992 Asbury Brown Stain*

# DURHAM BAR CHAIR

---



Seat Dimensions:  
16 ½"w x 12 ¾"d

Base Dimensions: 15" x 15"

Available in Oak, Cherry,  
Hard Maple, Brown Maple,  
Quarter-Sawn White Oak,  
Hickory, Walnut, Rustic Cherry  
and Rustic Hickory

Only Available with  
Stationary Wood Seats

---

*Shown in Walnut with Natural Finish*

# ELLINGTON - *Essential Dining Collection*

---



**24" or 30" High Base  
Stationary Bar Chair (Shown)**  
17"w x 16 1/2"d x 15"h Back Ht.

**24" or 30" High Base  
Swivel Barstool (Also Available)**  
18"w x 16 1/2"d x 15"h Back Ht.

---

Side: 18"w x 17"d x 36"h

Arm: 21"w x 17"d x 36"h

Available in Oak, Cherry,  
Hard Maple, Brown Maple,  
Quarter-Sawn White Oak,  
Hickory, Walnut, Rustic Cherry  
and Rustic Hickory

Available with Wood, Leather  
or Fabric Seats

---

*Shown in Brown Maple with 10749  
Autumn Leaf Stain*

# ELLIOTT DESK CHAIR

---



---

23"w x 19"d x 32"-37"h

Available in Oak, Cherry, Hard Maple, Brown Maple, Quarter-Sawn White Oak, Hickory, Walnut, Rustic Cherry and Rustic Hickory

Only Available with Leather or Fabric Seats and Backs

---

*Shown in Brown Maple with Earthtone Stain and Black Leather*





# EMERSON

---



24" or 30" High Base  
Stationary Bar Chair  
20"w x 18"d x 13"h Back Ht.

24" or 30" High Base  
Swivel Barstool  
20"w x 18"d x 13"h Back Ht.

---

Side: 20"w x 18"d x 34"h

Arm: 25 1/2"w x 18"d x 34"h

Available in Oak, Cherry,  
Hard Maple, Brown Maple,  
Quarter-Sawn White Oak,  
Hickory, Walnut, Rustic Cherry  
and Rustic Hickory

Available with Wood, Leather  
or Fabric Seats and Backs

---

*Shown with Emerson Table (left page)*

*Shown in Brown Maple with Storm  
Grey Stain and C8-57 Coconut Fabric  
(left page)*

*Shown in Cherry with Earthtone Stain  
and C2-21 Canal Fabric (right page)*

# ESPIN

---



---

Side: 25"w x 16"d x 28 1/4"h

Available in Oak, Cherry, Hard Maple, Brown Maple, Quarter-Sawn White Oak, Hickory, Walnut, Rustic Cherry and Rustic Hickory

Only Available with Wood Seat

---

*Shown in Brown Maple with Golden Pecan Stain*

# FOLDING CHAIR

---



Side: 18 ½"w x 17"d x 32"h

Closed: 18 ½"w x 4 ½"d x 35"h

Available in Oak, Cherry, Hard Maple, Brown Maple, Quarter-Sawn White Oak, Hickory, Walnut, Rustic Cherry and Rustic Hickory

Available with Wood, Leather or Fabric Seats

---

*Shown in Brown Maple with FC 7992 Asbury Brown Stain and C8-13 Cotton Fabric*



# FENMORE



24" or 30" High Base  
Stationary Bar Chair  
19"w x 17"d x 17"h Back Ht.

Side: 19"w x 17 1/2"d x 41"h

Arm: 24"w x 17 1/2"d x 41"h

Available in Oak, Cherry,  
Hard Maple, Brown Maple,  
Quarter-Sawn White Oak,  
Hickory, Walnut, Rustic Cherry  
and Rustic Hickory

Available with Wood, Leather  
or Fabric Seats

*Shown with Fenmore Table (left page)*

*Shown in Quarter-Sawn White Oak with  
Smokehouse Stain (left page)*

*Shown in Cherry with Windsor Stain  
(right page)*

# FRANKTON - *Essential Dining Collection*

---



24" or 30" High Base  
Stationary Bar Chair  
18"w x 16 1/2"d x 15"h Back Ht.



24" or 30" High Base  
Swivel Barstool  
18"w x 16 1/2"d x 15"h Back Ht.

---

Side: 18"w x 17"d x 36"h

Arm: 21"w x 17"d x 36"h

Available in Oak, Cherry,  
Hard Maple, Brown Maple,  
Quarter-Sawn White Oak,  
Hickory, Walnut, Rustic Cherry  
and Rustic Hickory

Available with Wood, Leather  
or Fabric Seats

---

*Shown in Brown Maple with 10749  
Autumn Leaf Stain*

# GRANT



24" or 30" High Base  
Stationary Bar Chair  
18 1/4"w x 17 1/2"d x 20 3/4"h Back Ht.

24" or 30" High Base  
Swivel Barstool  
18 1/4"w x 17 1/2"d x 20 3/4"h Back Ht.

Side: 18 1/4"w x 17 1/2"d x 42"h

Arm: 25"w x 17 1/2"d x 42"h

Available in Oak, Cherry,  
Hard Maple, Brown Maple,  
Quarter-Sawn White Oak,  
Hickory, Walnut, Rustic Cherry  
and Rustic Hickory

Available with Wood, Leather  
or Fabric Seats

Also Available as Caster-  
Based Desk Chairs

*Shown with Northern Woodcraft  
Grant Trestle Table (left page)*

*Shown in Quarter-Sawn White Oak  
with Michael's Cherry Stain*

# GRIFFIN BAR CHAIR

---



Dimensions: 16 ½" x 16 ½"

Available in 24" and 30"h

Available in Oak, Cherry,  
Hard Maple, Brown Maple,  
Quarter-Sawn White Oak,  
Hickory, Walnut, Rustic Cherry  
and Rustic Hickory

Available with Wood, Leather  
or Fabric Seats

---

*Shown in Oak with Kona Stain*



# HARPER

---



24" or 30" High Base  
Stationary Bar Chair  
19"w x 17 ¾"d x 19 ½"h Back Ht.

---

Side: 19 ½"w x 17 ½"d x 38"h

Arm: 25"w x 17 ½"d x 38"h

Available in Oak, Cherry,  
Hard Maple, Brown Maple,  
Quarter-Sawn White Oak,  
Hickory, Walnut, Rustic Cherry  
and Rustic Hickory

Available with Wood, Leather  
or Fabric Seats

---

*Shown in Cherry with FC N3176  
Malaguania Stain*

# HARRIS

---



24" or 30" High Base  
Stationary Bar Chair  
19"w x 17"d x 19 1/2"h Back Ht.



24" or 30" High Base  
Swivel Barstool  
19"w x 17"d x 19 1/2"h Back Ht.

---

Side: 19"w x 17"d x 38"h

Arm: 25"w x 17"d x 38"h

Available in Oak, Cherry,  
Hard Maple, Brown Maple,  
Quarter-Sawn White Oak,  
Hickory, Walnut, Rustic Cherry  
and Rustic Hickory

Available with Wood, Leather  
or Fabric Seats

---

*Shown in Brown Maple with FC N3173  
New Carrington Stain*

# HARVEST



Optional Bellville Legs



Optional Farmhouse Legs



Optional Trotter Legs



24" or 30" High Base Stationary Bar Chair  
19"w x 18"d x 19 1/2"h Back Ht.



24" or 30" High Stationary Bar Chair without Back  
16"w x 16"d

Side: 19"w x 18"d x 37"h

Arm: 23 1/2"w x 18"d x 37"h

Available in Oak, Cherry, Hard Maple, Brown Maple, Quarter-Sawn White Oak, Hickory, Walnut, Rustic Cherry and Rustic Hickory

Available with Wood, Leather or Fabric Seats

Also Available as Caster-Based Desk Chairs

*Shown in Quarter-Sawn White Oak with Michael's Cherry Stain*

# HASKIN BARSTOOL

---

Seat Dimensions: 14" Diameter

Base Dimensions:

18" Barstool 14 ¾" x 15 ½",

24" Barstool 15" x 16" and

30" Barstool 17 ½" x 18 ¼"

Available in 18", 24" and 30"h  
Swivel and Stationary

Available in Oak, Cherry,  
Hard Maple, Brown Maple,  
Quarter-Sawn White Oak,  
Hickory, Walnut, Rustic Cherry  
and Rustic Hickory

Only Available with  
Wood Seats

---

*Shown in Cherry with Natural Finish*



18" Stationary Bar Chair



24" Swivel Barstool



30" Stationary Bar Chair

# HILLINGDON




## KENSHAW



## WAVERTON



## WELLBECK



Metal Color Options

Side: 18 1/2"w x 16"d x 36"h

Available in Oak, Cherry, Hard Maple, Brown Maple, Quarter-Sawn White Oak, Hickory, Walnut, Rustic Cherry and Rustic Hickory

Available with Wood, Leather or Fabric Seats

*Hillingdon Shown in Quarter-Sawn White Oak with FC 49908 Dark Knight Stain, C16-3 Fritter Fabric and Gunmetal Gray Metal Back*

*Kenshaw Shown in Wormy Maple with FC 47823 Bel Air Stain and Bronze Metal Back*

*Waverton Shown in Rustic Hickory with FC 42000 Almond Stain and Tex Black Metal Back*

*Wellbeck Shown in Hard Maple with FC 11434 Driftwood Stain and Gunmetal Gray Metal Back*



# IRON CRAFT BARSTOOL

---



Without Back

With Back

Seat Dimensions:  
19 ½"w x 15 ½"d

Overall Diameter: 21"

Back Height: 11"

24" Barstool Seat Height  
Adjusts from 22"-25",  
30" Barstool Seat Height  
Adjusts from 28"-31"

Available in Oak, Cherry,  
Hard Maple, Brown Maple,  
Quarter-Sawn White Oak,  
Hickory, Walnut, Rustic Cherry  
and Rustic Hickory

Only Available with Wood Seat

Base Only Available in Black

---

*Shown in Brown Maple with OCS 119  
Cappuccino Stain (left)*

*Shown in Cherry with FC 44938  
Sealy Stain (right)*

# JANSEN - *Essential Dining Collection*

---



24" or 30" High Base  
Stationary Bar Chair (Shown)  
17"w x 16 1/2"d x 15"h Back Ht.

24" or 30" High Base  
Swivel Barstool (Also Available)  
18"w x 16 1/2"d x 15"h Back Ht.

---

Side: 18"w x 17"d x 36"h

Arm: 21"w x 17"d x 36"h

Available in Oak, Cherry,  
Hard Maple, Brown Maple,  
Quarter-Sawn White Oak,  
Hickory, Walnut, Rustic Cherry  
and Rustic Hickory

Available with Wood, Leather  
or Fabric Seats

---

*Shown in Brown Maple with 10749  
Autumn Leaf Stain*



# JETARA

---



---

Side: 18 ½"w x 17"d x 36 ½"h

Available in Oak, Cherry,  
Hard Maple, Brown Maple,  
Quarter-Sawn White Oak,  
Hickory, Walnut, Rustic Cherry  
and Rustic Hickory

---

*Shown in Walnut with FC 42000 Almond  
Stain and C16-11 Astrid Fabric*

# JUMBO BENT PADDLE



Side: 21"w x 18"d x 41"h

Arm: 23 ½"w x 18"d x 41"h

Available as 24" or 30"  
High Base Barstools

Available in Oak, Cherry  
and Brown Maple

Also Available as Caster-  
Based Desk Chairs

Deep Scoop Seats  
are Standard

---

*Shown in Oak with FC 5591  
Golden Honey Stain*

# KEELAN

---



24" or 30" High Base  
Stationary Bar Chair  
20"w x 18"d x 15"h Back Ht.

---

Side: 19"w x 19"d x 31 1/2"h

Available in Oak, Cherry,  
Hard Maple, Brown Maple,  
Quarter-Sawn White Oak,  
Hickory, Walnut, Rustic Cherry  
and Rustic Hickory

Only Available with Leather  
or Fabric Seats and Backs

---

*Shown in Oak with Grey Flannel Stain  
and R1-92 Masa Fabric*



# KORBYN

---



---

Side: 21"w x 19"d x 37 ½"h

Available in Oak, Cherry, Hard Maple, Brown Maple, Quarter-Sawn White Oak, Hickory, Walnut, Rustic Cherry and Rustic Hickory

Only Available with Leather or Fabric Seats and Backs

---

*Shown with Brogan Table (left page)*

*Shown in Quarter-Sawn White Oak with FC 11434 Driftwood Stain and C8-64 Irish Fabric (left page)*

*Shown in Quarter-Sawn White Oak with Natural Finish and C8-64 Irish Fabric (right page)*

# KENSINGTON



Side: 18"w x 16 ½"d x 41"h

Arm: 25 ½"w x 16 ½"d x 41"h

Available in Oak, Cherry, Hard Maple, Brown Maple, Quarter-Sawn White Oak, Hickory, Walnut, Rustic Cherry and Rustic Hickory

Available with Wood, Leather or Fabric Seats

---

*Shown in Quarter-Sawn White Oak with Copper Stain*

# LAMBERT BARSTOOL

---



Seat Dimensions: 16 ½" x 18"

Base Dimensions: 17 ½" x 17 ½"

Available in 24" and 30"h

Available in Oak, Cherry,  
Hard Maple, Brown Maple,  
Quarter-Sawn White Oak,  
Hickory, Walnut, Rustic Cherry  
and Rustic Hickory

Only Available with  
Wood Seats

---

*Shown in Brown Maple with Onyx Stain*

# LAMONT

---



---

Side: 19"w x 17 1/2"d x 38"h

Available in Oak, Cherry, Hard Maple, Brown Maple, Quarter-Sawn White Oak, Hickory, Walnut, Rustic Cherry and Rustic Hickory

Available with Wood, Leather or Fabric Seats

---

*Shown in Oak with Kona Stain*



# LAVEGA



24" or 30" High Base  
Stationary Bar Chair  
18 1/2"w x 17"d x 20 1/2"h Back Ht.

Side: 18 1/2"w x 17"d x 42"h

Arm: 25"w x 17"d x 42"h

Available in Oak, Cherry,  
Hard Maple, Brown Maple,  
Quarter-Sawn White Oak,  
Hickory, Walnut, Rustic Cherry  
and Rustic Hickory

Available with Wood, Leather  
or Fabric Seats

Also Available as Caster-  
Based Desk Chairs

*Shown in Quarter-Sawn White Oak with  
Michael's Cherry Stain*

# LEXFORD

---



Side: 20"w x 17"d x 39"h

Arm: 22"w x 17"d x 39"h

Available in Oak, Cherry, Hard Maple, Brown Maple, Quarter-Sawn White Oak, Hickory, Walnut, Rustic Cherry and Rustic Hickory

Available with Wood, Leather or Fabric Seats

Also Available as Caster-Based Desk Chairs

---

*Shown in Cherry with FC 106 Acres Stain and 7-27 Grain Fabric*

# LIVINGSTON

---



24" or 30" High Base  
Stationary Bar Chair  
19 1/4"w x 17 1/4"d x 21"h Back Ht.



24" or 30" High Base  
Swivel Barstool  
19 1/4"w x 17 1/4"d x 21"h Back Ht.

---

Side: 19 1/2"w x 17"d x 41"h

Arm: 25 1/2"w x 17"d x 41"h

Available in Oak, Cherry,  
Hard Maple, Brown Maple,  
Quarter-Sawn White Oak,  
Hickory, Walnut, Rustic Cherry  
and Rustic Hickory

Available with Wood, Leather  
or Fabric Seats

Also Available as Caster-  
Based Desk Chairs

---

*Shown in Quarter-Sawn White Oak with  
FC 7992 Asbury Brown Stain*

# LOUISDALE - *Essential Dining Collection*

---



24" or 30" High Base  
Stationary Bar Chair (Shown)  
17" w x 16 1/2" d x 15" h Back Ht.

24" or 30" High Base  
Swivel Barstool (Also Available)  
18" w x 16 1/2" d x 15" h Back Ht.

---

Side: 18" w x 17" d x 36" h

Arm: 21" w x 17" d x 36" h

Available in Oak, Cherry,  
Hard Maple, Brown Maple,  
Quarter-Sawn White Oak,  
Hickory, Walnut, Rustic Cherry  
and Rustic Hickory

Available with Wood, Leather  
or Fabric Seats

---

*Shown in Brown Maple with 10749  
Autumn Leaf Stain*

# MADISON

---



24" or 30" High Base  
Stationary Bar Chair  
20"w x 17"d x 21"h Back Ht.



24" or 30" High Base  
Swivel Barstool  
20"w x 17"d x 21"h Back Ht.

---

Side: 20"w x 17"d x 41"h

Arm: 25 ½"w x 17"d x 41"h

Available in Oak, Cherry,  
Hard Maple, Brown Maple,  
Quarter-Sawn White Oak,  
Hickory, Walnut, Rustic Cherry  
and Rustic Hickory

Available with Wood, Leather  
or Fabric Seats

Also Available as Caster-  
Based Desk Chairs

Available with Optional  
Deep Scoop Seats

---

*Shown in Cherry with Washington Stain*

# MARBURY - *Essential Dining Collection*



24" or 30" High Base  
Stationary Bar Chair  
17"w x 16 1/2"d x 15"h Back Ht.



24" or 30" High Base  
Swivel Barstool  
18"w x 16 1/2"d x 15"h Back Ht.

Side: 18"w x 17"d x 38"h

Arm: 21"w x 17"d x 38"h

Available in Oak, Cherry,  
Hard Maple, Brown Maple,  
Quarter-Sawn White Oak,  
Hickory, Walnut, Rustic Cherry  
and Rustic Hickory

Available with Wood, Leather  
or Fabric Seats

*Shown in Brown Maple with Seat in  
FC 7695 Copper Stain and Frame in  
FC 230 Onyx Stain*

# MESA



24" or 30" High Base  
Stationary Bar Chair  
18 1/2"w x 17"d x 21"h Back Ht.



24" or 30" High Base  
Swivel Barstool  
18 1/2"w x 17"d x 21"h Back Ht.

Side: 18 1/2"w x 17"d x 42"h

Arm: 25 1/2"w x 17"d x 42"h

Available in Oak, Cherry,  
Hard Maple, Brown Maple,  
Quarter-Sawn White Oak,  
Hickory, Walnut, Rustic Cherry  
and Rustic Hickory

Available with Wood, Leather  
or Fabric Seats

Also Available as Caster-  
Based Desk Chairs

*Shown in Quarter-Sawn White Oak  
with Michael's Cherry Stain*

# MILL VALLEY

---



24" or 30" High Base  
Stationary Bar Chair  
19"w x 17 1/4"d x 20"h Back Ht.

---

Side: 20"w x 17"d x 42"h

Arm: 25 1/2"w x 17"d x 42"h

Available in Oak, Cherry,  
Hard Maple, Brown Maple,  
Quarter-Sawn White Oak,  
Hickory, Walnut, Rustic Cherry  
and Rustic Hickory

Available with Wood, Leather  
or Fabric Seats

Also Available as Caster-  
Based Desk Chairs

---

*Shown in Quarter-Sawn White Oak  
with Michael's Cherry Stain*



# MODESTO

---



24" or 30" High Base  
Stationary Bar Chair  
18"w x 17"d x 18 1/2"h Back Ht.



24" or 30" High Base  
Swivel Barstool  
18"w x 17"d x 18 1/2"h Back Ht.

---

Side: 18"w x 17"d x 42 1/2"h

Arm: 25 1/2"w x 17"d x 42 1/2"h

Available in Oak, Cherry,  
Hard Maple, Brown Maple,  
Quarter-Sawn White Oak,  
Hickory, Walnut, Rustic Cherry  
and Rustic Hickory

Available with Wood, Leather  
or Fabric Seats

Also Available as Caster-  
Based Desk Chairs

---

*Shown in Quarter-Sawn White Oak  
with Michael's Cherry Stain and  
Bomber Brown Leather*



# NILES

---



---

Side: 19"w x 18"d x 36"h

Available in Oak, Cherry, Hard Maple, Brown Maple, Quarter-Sawn White Oak, Hickory, Walnut, Rustic Cherry and Rustic Hickory

Only Available with Leather or Fabric Seats and Backs

---


*Shown with Niles Table (left page)*

*Shown in Oak with Antique Slate Stain and 28-28 Linen Fabric (left page)*

*Shown in Oak with Ebony Stain and C8-56 Spray Fabric (right page)*



# NORTH STAR



Metal Color Options

## OXFORD

Side: 18 1/2"w x 16"d x 36"h

Available in Oak, Cherry, Hard Maple, Brown Maple, Quarter-Sawn White Oak, Hickory, Walnut, Rustic Cherry and Rustic Hickory

Available with Wood, Leather or Fabric Seats



## REGAL

*Shown with North Star Table and Server (left page)*

*North Star Shown in Quarter-Sawn White Oak with D22N09096 Seashell Stain and Silver Metal Back*

*Oxford Shown in Oak with FC 42000 Almond Stain and Tex Black Metal Back*

*Regal Shown in Cherry with Earthtone Stain and Gold Metal Back*

*Sinclair Shown in Hickory with FC 51263 Flint Stain and Silver Metal Back*



## SINCLAIR

# NEELA BAR CHAIR

---



Seat Dimensions: 16 ½" x 13"

Base Dimensions: 17 ½" x 13 ½"

Available in 24" and 30"h

Available in Oak, Cherry, Hard Maple, Brown Maple, Quarter-Sawn White Oak, Hickory, Walnut, Rustic Cherry and Rustic Hickory

Available with Wood, Leather or Fabric Seats

---

*Shown in Cherry with FC 44938 Sealy Stain and 4-112 Cool Fabric (left)*

*Shown in Brown Maple with FC 49908 Dark Knight Stain and U3-38 Bone Leather (right)*

# OLYMPIA BARSTOOL

---



Seat Diameter: 17 ¼"

Base Dimensions: 19" x 19"

Back Height: 13"

Available in 24" and 30"h

Available in Oak, Cherry, Hard Maple, Brown Maple, Quarter-Sawn White Oak, Hickory, Walnut, Rustic Cherry and Rustic Hickory

---

*Shown in Cherry with FC 44938 Sealy Stain (left)*

*Shown in Brown Maple with FC 49908 Dark Knight Stain (right)*





# PALMER

---



---

Side: 18 ½"w x 17"d x 39 ½"h

Arm: 23 ½"w x 17"d x 39 ½"h

Available in Oak, Cherry,  
Hard Maple, Brown Maple,  
Quarter-Sawn White Oak,  
Hickory, Walnut, Rustic Cherry  
and Rustic Hickory

Only Available with Leather  
or Fabric Seats and Backs

---

*Shown with Carmen Table (left page)*

*Shown in Oak with Antique Slate Stain  
and Dakota Moondust Fabric (left page)*

*Shown in Brown Maple with Asbury Stain  
and 28-23 Rink Fabric (right page)*

# PARKLAND



Optional Deep Scoop Seats



24" or 30" High Base  
Stationary Bar Chair  
20"w x 17"d x 21"h Back Ht.

Side: 20"w x 18"d x 41"h

Arm: 25 ½"w x 18"d x 41"h

Available in Oak, Cherry,  
Hard Maple, Brown Maple,  
Quarter-Sawn White Oak,  
Hickory, Walnut, Rustic Cherry  
and Rustic Hickory

Available with Wood, Leather  
or Fabric Seats

Also Available as Caster-  
Based Desk Chairs

*Shown in Walnut with Natural Finish*

# PORTAGE BARSTOOL

---

Dimensions: 18 ½"w x 12"d

Available in 24" and 30"h

Available in Oak, Cherry,  
Hard Maple, Brown Maple,  
Quarter-Sawn White Oak,  
Hickory, Walnut, Rustic Cherry  
and Rustic Hickory

---

*Shown in Brown Maple with  
Coffee Stain (left)*

*Shown in Brown Maple with  
Golden Brown Stain (right)*



Swivel Barstool



Stationary Bar Chair



# ROANOKE

---



---

Side: 20 ½"w x 18"d x 41 ½"h

Available in Oak, Cherry, Hard Maple, Brown Maple, Quarter-Sawn White Oak, Hickory, Walnut, Rustic Cherry and Rustic Hickory

Only Available with Leather or Fabric Seats and Backs

---

*Shown with Roanoke Table (left page)*

*Shown in Brown Maple with Rich Tobacco Stain and C2-10 Stew Fabric (left page)*

*Shown in Oak with Light Smoke Stain with Liming Wax and A3825-Licorice Fabric (right page, left)*

*Shown in Brown Maple with Rich Tobacco Stain and 4-130 Oatmeal Fabric (right page, right)*

# ROOSEVELT

---



---

Side: 24"w x 18"d x 37"h

Available in Oak, Cherry, Hard Maple, Brown Maple, Quarter-Sawn White Oak, Hickory, Walnut, Rustic Cherry and Rustic Hickory

Only Available with Leather or Fabric Seats and Backs

---

*Shown in Brown Maple with Kona Stain and 31-18 Alaska Fabric (left)*

*Shown in Brown Maple with Rich Tobacco Stain and 25-17 Danville Fabric (right)*

# SAWYER



Side: 18 ¼"w x 17 ½"d x 38"h

Arm: 25"w x 17 ½"d x 38"h

Available in Oak, Cherry, Hard Maple, Brown Maple, Quarter-Sawn White Oak, Hickory, Walnut, Rustic Cherry and Rustic Hickory

Available with Wood, Leather or Fabric Seats

Vintage Circular-Sawn is Standard

*Shown in Quarter-Sawn White Oak with Lite Asbury Stain and Black Tincture Finish*

# SOMERSET

---



24" or 30" High Base  
Stationary Bar Chair  
19"w x 17 1/2"d x 19 1/4" h Back Ht.



24" or 30" High Base  
Swivel Barstool  
19"w x 17 1/2"d x 19 1/4" h Back Ht.

---

Side: 19 1/2"w x 17 1/2"d x 38"h

Arm: 25"w x 17 1/2"d x 38"h

Available in Oak, Cherry,  
Hard Maple, Brown Maple,  
Quarter-Sawn White Oak,  
Hickory, Walnut, Rustic Cherry  
and Rustic Hickory

Available with Wood, Leather  
or Fabric Seats

---

*Shown in Cherry with FC 9090  
Chocolate Spice Stain*



# SPRING MEADOW PRESSBACK

---



24" or 30" High Base  
Swivel Barstool  
22"w x 18"d x 22"h Back Ht.

---

Side: 22"w x 18"d x 37"h

Arm: 25"w x 18"d x 37"h

Available in Oak and Cherry

Also Available as Caster-  
Based Desk Chairs

---

*Shown in Oak with FC 5591  
Golden Honey Stain*



# TIFTON



Optional Live Edge  
(Only Available in Brown Maple,  
Cherry and Walnut)



24" or 30" High Base  
Stationary Bar Chair  
21"w x 17 1/2"d x 20 3/4"h Back Ht.

Side: 21"w x 17 1/2"d x 40 1/2"h

Arm: 25 1/2"w x 17 1/2"d x 40 1/2"h

Available in Oak, Cherry,  
Hard Maple, Brown Maple,  
Quarter-Sawn White Oak,  
Hickory, Walnut, Rustic Cherry  
and Rustic Hickory

Available with Wood, Leather  
or Fabric Seats

Also Available as Caster-  
Based Desk Chairs

*Shown with Tifton Table (left page)*

*Shown in Rustic Cherry with Michael's  
Cherry Stain (left page)*

*Shown in Brown Maple with Onyx Stain  
(right page)*

# TOSKY BAR CHAIR

---



Seat Dimensions:  
16 ½"w x 12 ¾"d

Base Dimensions: 15" x 15"

Available in 24" and 30"h

Available in Oak, Cherry,  
Hard Maple, Brown Maple,  
Quarter-Sawn White Oak,  
Hickory, Walnut, Rustic Cherry  
and Rustic Hickory

Only Available with  
Stationary Wood Seats

---

*Shown in Brown Maple with  
FC 10944 Tavern Stain*

# VINTAGE MISSION

---



24" or 30" High Base  
Stationary Bar Chair  
18"w x 18"d x 19"h Back Ht.



24" or 30" High Base  
Swivel Barstool  
18"w x 18"d x 19"h Back Ht.

---

Side: 18"w x 18"d x 42 ½"h

Arm: 25"w x 18"d x 42 ½"h

Available in Oak, Cherry,  
Hard Maple, Brown Maple,  
Quarter-Sawn White Oak,  
Hickory, Walnut, Rustic Cherry  
and Rustic Hickory

Available with Wood, Leather  
or Fabric Seats

Also Available as Caster-  
Based Desk Chairs

---

*Shown in Oak with  
Old World Mission Stain*



# VINSON

---



24" or 30" High Base  
Stationary Bar Chair  
19"w x 18 1/2"d x 11" Back Ht.

24" or 30" High Base  
Swivel Barstool  
19"w x 18 1/2"d x 11" Back Ht.

---

Side: 19"w x 18 1/2"d x 32"h

Available in Oak, Cherry,  
Hard Maple, Brown Maple,  
Quarter-Sawn White Oak,  
Hickory, Walnut, Rustic Cherry  
and Rustic Hickory

Only Available with Leather  
or Fabric Seats and Backs

---

*Shown with Vinson Table (left page)*

*Shown in Cherry with FC 104 Chestnut  
Stain and Black Leather (left page)*

*Shown in Cherry with FC 104 Chestnut  
Stain and C2-35 Royal Fabric  
(right page, left)*

*Shown in Brown Maple with FC 7992  
Asbury Stain and Nomad Snow Fabric  
(right page, right)*

# WELLSBURG

---



Side: 19"w x 17 ½"d x 41"h

Arm: 24"w x 17 ½"d x 41"h

Available in Oak, Cherry,  
Hard Maple, Brown Maple,  
Hickory, Walnut, Rustic Cherry  
and Rustic Hickory

Available with Wood, Leather  
or Fabric Seats

---

*Shown in Cherry with Antique Slate Stain  
and 23-9 Turbo Fabric*



# WESCOTT

---



24" or 30" High Base  
Stationary Bar Chair  
20 1/2"w x 18"d x 12 1/2"h Back Ht.

---

Side: 20 1/2"w x 18"d x 37"h

Arm: 23 1/2"w x 18"d x 37"h

Available in Oak, Cherry,  
Hard Maple, Brown Maple,  
Quarter-Sawn White Oak,  
Hickory, Walnut, Rustic Cherry  
and Rustic Hickory

Only Available with Leather  
or Fabric Seats and Backs

---

*Shown in Cherry with Rich Tobacco Stain  
and 23-9 Turbo Fabric*

# WEST LAKE



Rope Moulding



24" or 30" High Base  
Stationary Bar Chair  
18"w x 18"d x 19"h  
Back Ht.



24" or 30" High Base  
Swivel Barstool  
18"w x 18"d x 19"h  
Back Ht.

Side: 18"w x 18"d x 41 1/2"h

Arm: 25"w x 18"d x 41 1/2"h

Available in Oak, Cherry,  
Hard Maple, Brown Maple,  
Quarter-Sawn White Oak,  
Hickory, Walnut, Rustic Cherry  
and Rustic Hickory

Available with Wood, Leather  
or Fabric Seats

Also Available as Caster-  
Based Desk Chairs

*Shown in Quarter-Sawn White Oak  
with Michael's Cherry Stain*

# WINSLOW BARSTOOL

---



Stationary Bar Chair



Swivel Barstool



Dimensions: 19 ½"w x 14"d

Available in 24" and 30"h

Available in Oak, Cherry, Hard Maple, Brown Maple, Quarter-Sawn White Oak, Hickory, Walnut, Rustic Cherry and Rustic Hickory

Only Available with Wood Seat

---

*Shown in Brown Maple with Asbury Stain (left)*

*Shown in Brown Maple with Coffee Stain (right)*



# WILTON

---



Side: 18 ½"w x 16 ½"d x 30"h

Available in Oak, Cherry, Hard Maple, Brown Maple, Quarter-Sawn White Oak, Hickory, Walnut, Rustic Cherry and Rustic Hickory

Available with Wood, Leather or Fabric Seats

---

*Shown with Wilton Table (left page)*

*Shown in Walnut with Natural Finish and Black Leather (left page)*

*Shown in Brown Maple with FC 47276 Old Museum Stain (right page, left)*

*Shown in Brown Maple with Ebony Stain and C16-15 Ocean Fabric (right page, right)*

# WYNDLOT DESK CHAIR



Tack Options



Side: 21 1/2"w x 19"d x 42"-47"h

Arm: 24 1/2"w x 19"d x 42"-47"h

Available in Oak, Cherry, Hard Maple, Brown Maple, Quarter-Sawn White Oak, Hickory, Walnut, Rustic Cherry and Rustic Hickory

Only Available with Leather or Fabric Seats and Backs

Tacks are Standard

*Shown in Quarter-Sawn White Oak with FC 48024 American Antique Stain and Black Leather (left)*

*Shown in Quarter-Sawn White Oak with Asbury Stain and Black Leather with Nickel Tacks (right)*

# YORKTOWN

---



24" or 30" High Base  
Stationary Bar Chair  
19"w x 18"d x 20"h Back Ht.



24" or 30" High Base  
Swivel Barstool  
19"w x 18"d x 20"h Back Ht.

---

Side: 18"w x 18"d x 42 ½"h

Arm: 25"w x 18"d x 42 ½"h

Available in Oak, Cherry,  
Hard Maple, Brown Maple,  
Quarter-Sawn White Oak,  
Hickory, Walnut, Rustic Cherry  
and Rustic Hickory

Available with Wood, Leather  
or Fabric Seats

---

*Shown in Brown Maple with Seat  
in FC 12108 S-14 Stain and Frame  
in FC 230 Onyx Stain*

# BELLINGHAM

---



36" Long Bench (shown): 43 ½"w x 17"d x 42 ½"h

48" Long Bench: 55 ½"w x 17"d x 42 ½"h

Available in Oak, Cherry, Hard Maple, Brown Maple, Quarter-Sawn White Oak, Hickory, Walnut, Rustic Cherry and Rustic Hickory

Available with Wood, Leather or Fabric Seats

---

*Shown in Brown Maple with Black Paint and Rub Through*

# CHEVRON

---



Sizes: 36", 42", 48", 54", 60", 66" and 72" w

Dimensions: 18"d x 35 ½"h

Center Leg on Benches 60" and Longer

Available in Oak, Cherry, Hard Maple, Brown Maple, Quarter-Sawn White Oak, Hickory, Walnut, Rustic Cherry and Rustic Hickory

Only Available with Leather or Fabric Seats and Backs

---

*Shown in Brown Maple with Onyx Stain and C2-34 Melody Fabric*



# COLEBROOK

---



36" Long Bench: 43 ½"w x 17"d x 42 ½"h

48" Long Bench: 55 ½"w x 17"d x 42 ½"h

Available in Oak, Cherry, Hard Maple, Brown Maple, Quarter-Sawn White Oak, Hickory, Walnut, Rustic Cherry and Rustic Hickory

Available with Wood, Leather or Fabric Seats

---

*Shown in Quarter-Sawn White Oak with Michael's Cherry Stain*

# MODESTO

---



36" Long Bench: 40 ½"w x 17"d x 42 ½"h

48" Long Bench: 52 ½"w x 17"d x 42 ½"h

Available in Oak, Cherry, Hard Maple, Brown Maple, Quarter-Sawn White Oak, Hickory, Walnut, Rustic Cherry and Rustic Hickory

Available with Wood, Leather or Fabric Seats

---

*Shown in Quarter-Sawn White Oak with Michael's Cherry Stain*

# OLD TRADITIONS

---



Sizes: 14" x 42", 14" x 48" and 14" x 54"

Available in Oak, Cherry, Hard Maple, Brown Maple, Quarter-Sawn White Oak, Hickory, Walnut, Rustic Cherry and Rustic Hickory

---

*Shown in Oak with True Reclaimed Barn Wood Top. Top Shown in Natural Finish and Base Shown in White Paint with Warm Brown Glaze, Distressed*

# TIFTON

---



Sizes: 13" x 42", 13" x 48", 13" x 54", 13" x 60", 13" x 66", 13" x 72", 13" x 84", 13" x 96" and 13" x 108"

Center Leg on Benches 96" and Longer

Available in Cherry, Brown Maple, Walnut and Rustic Cherry

1 3/8" Live Edge Top is Standard, Also Available without Live Edge

---

*Shown in Rustic Cherry with Michael's Cherry Stain*

# WEST LAKE

---



36" Long Bench:  
43 ½"w x 17"d x 41 ½"h

48" Long Bench:  
55 ½"w x 17"d x 41 ½"h

Available in Oak, Cherry, Hard Maple, Brown Maple, Quarter-Sawn White Oak, Hickory, Walnut, Rustic Cherry and Rustic Hickory

Available with Wood, Leather or Fabric Seats

---

*Shown in Quarter-Sawn White Oak with Michael's Cherry Stain*

# BERSINA

---

Sizes: 42" and 48" Diameter with up to Two Leaves

Base Size: 34" x 34"

Available in Oak, Cherry, Hard Maple, Brown Maple, Quarter-Sawn White Oak, Hickory, Walnut, Rustic Cherry and Rustic Hickory

Roundover-Bottom Edge is Standard



*Shown in Cherry with Natural Finish*

# BROGAN

---

Sizes: 42" and 48" Diameter with up to Two Leaves or 54" with Solid Top Only

Base Size: 24" x 24"

Available in Oak, Cherry, Hard Maple, Brown Maple, Quarter-Sawn White Oak, Hickory, Walnut, Rustic Cherry and Rustic Hickory

Mission Edge is Standard



*Shown in Oak with Ebony Stain*



# BILTON

---

Sizes: 42" x 72" and 48" x 72" with up to Four 12" Leaves

Base Size: 19" x 36"

Self Store Available: 42" and 48" Width Stores Two Leaves with and Two without Skirts

Available in Oak, Cherry, Hard Maple, Brown Maple, Quarter-Sawn White Oak, Hickory, Walnut, Rustic Cherry and Rustic Hickory

Mission Edge is Standard




*Shown with Roanoke Chairs (left page)*

*Shown in Brown Maple with Driftwood Stain and C2-46 Exotic Fabric (left page)*

*Shown in Brown Maple with Tavern Stain (right page)*

# CALLAWAY



Sizes: 42" x 42" and 48" x 48" with up to Two Leaves or 54" x 54" with Solid Top Only

Base Sizes: 42" Width is 21" x 21" and 48" Width is 25" x 25"

Available in Oak, Cherry, Hard Maple, Brown Maple, Quarter-Sawn White Oak, Hickory, Walnut, Rustic Cherry and Rustic Hickory

Mission Edge is Standard



*Shown in Brown Maple with Golden Pecan Stain*



# CARMEN

---

Sizes: 42" x 72" and 48" x 72" with up to Four 12" Leaves

Base Size: 36" x 48"

Self Store Available: 42" x 72" Stores Two Leaves with and without Skirts, 48" x 72" Stores Four Leaves without Skirts

Available in Oak, Cherry, Hard Maple, Brown Maple, Quarter-Sawn White Oak, Hickory, Walnut, Rustic Cherry and Rustic Hickory

Square Top and Mission Edge are Standard



*Shown in Brown Maple with Briar Stain*

# CRAYTON

---

Sizes: 42" x 60", 42" x 66", 42" x 72", 48" x 60", 48" x 66" and 48" x 72" with up to Nine 12" Leaves

Self Store Available: 42" and 48" Width Stores Two Leaves with and Two without Skirts


Available in Oak, Cherry, Hard Maple, Brown Maple, Quarter-Sawn White Oak, Hickory, Walnut, Rustic Cherry and Rustic Hickory

½" Roundover Edge is Standard



*Shown in Brown Maple with Almond Stain on Top  
and Weathered Tusk Stain on Base*

# CUMBERLAND



Sizes: 42" x 60", 42" x 66", 42" x 72", 48" x 60", 48" x 66" and 48" x 72" with up to Nine 12" Leaves

Self Store Available: 42" and 48" Width Stores Two Leaves with and Two without Skirts

Available in Oak, Cherry, Hard Maple, Brown Maple, Quarter-Sawn White Oak, Hickory, Walnut, Rustic Cherry and Rustic Hickory

1/2" Roundover Edge is Standard



*Shown in Brown Maple with Coffee Stain*

# DAWSON

---

Sizes: 42" and 48" Diameter with up to Two Leaves or 54" with Solid Top Only

Base Size: 28 ½" x 28 ½"

Available in Oak, Cherry, Hard Maple, Brown Maple, Quarter-Sawn White Oak, Hickory, Walnut, Rustic Cherry and Rustic Hickory

Mission Edge is Standard



*Shown in Brown Maple with Grey Flannel Stain*

# EMERSON



Sizes: 42" and 48" Diameter with up to Two Leaves or 54", 60", 66" and 72" Round Solid Top, Available in 30", 36" and 42"h

Base Sizes: 36" and 42" have 23" Diameter, 48" has 26" Diameter, 54" has 29" Diameter, 60" has 33" Diameter, 66" has 36" Diameter and 72" has 39" Diameter

Available in Oak, Cherry, Hard Maple, Brown Maple, Quarter-Sawn White Oak, Hickory, Walnut, Rustic Cherry and Rustic Hickory

Mission Edge is Standard



*Shown in Rustic Cherry  
with Earthtone Finish (left)*



*Shown in Brown Maple  
with Briar Stain (right)*

# FENMORE



Sizes: 42" x 60", 42" x 66", 42" x 72", 48" x 60", 48" x 66" and 48" x 72" with up to Nine 12" Leaves

Self Store Available: 42" and 48" Width Stores Two Leaves with and Two without Skirts

Available in Oak, Cherry, Hard Maple, Brown Maple, Quarter-Sawn White Oak, Hickory, Walnut, Rustic Cherry and Rustic Hickory

1/2" Roundover Edge is Standard



*Shown in Cherry with Malaguania Stain*

# IRON CRAFT PUB

---

Sizes: 42" and 48" Diameter with up to Two Leaves, Available in 36" and 42"h

Base Size: 25" x 25"

Available in Oak, Cherry, Hard Maple, Brown Maple, Quarter-Sawn White Oak, Hickory, Walnut, Rustic Cherry and Rustic Hickory

Mission Edge is Standard



*Shown in Brown Maple with Kona Stain*

# IRON FORGE

---

Sizes: 42" x 66", 42" x 72", 48" x 66" and 48" x 72" with Solid Top Only

Base Size: 27" x 47"

Standard Top: 1 ¼" Thick Live Edge, Available in Cherry, Brown Maple, Walnut and Rustic Cherry

Optional Top: 1 ¼" Thick Clean Edge, Available in Oak, Cherry, Hard Maple, Brown Maple, Quarter-Sawn White Oak, Hickory, Walnut, Rustic Cherry and Rustic Hickory



*Shown in Walnut with Natural Finish,  
Cast Iron Base Only Available in Black*



# KENSHAW



Metal Color Options



Sizes: 42" x 72" and 48" x 72" with up to Four 12" Leaves

Base Size: 26" x 48"

Self Store Available: 42" x 72" Stores Two Leaves with and Two without Skirts, 48" x 72" Stores Four Leaves without Skirts

Available in Oak, Cherry, Hard Maple, Brown Maple, Quarter-Sawn White Oak, Hickory, Walnut, Rustic Cherry and Rustic Hickory



*Shown in Wormy Maple with FC 47823  
Bel Air Stain and Bronze Metal*

# KENTMERE



Metal Color Options



Sizes: 42" x 72" and 48" x 72" with up to Four 12" Leaves

Base Size: 25" x 53"


Self Store Available: 42" x 72" Stores Two Leaves with and Two without Skirts, 48" x 72" Stores Four Leaves without Skirts

Available in Oak, Cherry, Hard Maple, Brown Maple, Quarter-Sawn White Oak, Hickory, Walnut, Rustic Cherry and Rustic Hickory



*Shown in Hickory with FC 51263 Flint Stain and Silver Metal*

# KIRKBY



Metal Color Options



Sizes: 42" x 72" and 48" x 72" with up to Four 12" Leaves

Base Size: 25" x 53"


Self Store Available: 42" x 72" Stores Two Leaves with and Two without Skirts, 48" x 72" Stores Four Leaves without Skirts

Available in Oak, Cherry, Hard Maple, Brown Maple, Quarter-Sawn White Oak, Hickory, Walnut, Rustic Cherry and Rustic Hickory



*Shown in Quarter-Sawn White Oak with FC 49908  
Dark Knight Stain and Gunmetal Gray Metal*

# MAJESTY



Metal Color Options



Sizes: 42" x 72" and 48" x 72" with up to Four 12" Leaves

Base Size: 30" x 51"

Self Store Available: 42" x 72" Stores Four Leaves without Skirts,  
48" x 72" Stores Two Leaves with and Two without Skirts

Available in Oak, Cherry, Hard Maple, Brown Maple, Quarter-Sawn  
White Oak, Hickory, Walnut, Rustic Cherry and Rustic Hickory



*Majesty Shown in Brown Maple with FC 48015  
Sandstone Stain and Gold Metal*

*North Star Shown in Quarter-Sawn White Oak  
with D22N09096 Seashell Stain and Silver Metal*

*Oxford Shown in Oak with FC 42000  
Almond Stain and Tex Black Metal*

# NORTH STAR



# OXFORD



# NILES

---

Sizes: 42" and 48" Diameter with up to Two Leaves or 54" Round with One Leaf

Base Size: 34" x 34"

Available in Oak, Cherry, Hard Maple, Brown Maple, Quarter-Sawn White Oak, Hickory, Walnut, Rustic Cherry and Rustic Hickory

½" Roundover Edge is Standard



*Shown in Oak with Ebony Stain*

# NILES DOUBLE PEDESTAL

---

Sizes: 42" x 72" and 48" x 72" with up to Four 12" Leaves

Base Size: 24" x 37"

Self Store Available: 42" and 48" Width Stores Two Leaves without Skirts

Available in Oak, Cherry, Hard Maple, Brown Maple, Quarter-Sawn White Oak, Hickory, Walnut, Rustic Cherry and Rustic Hickory



*Shown in Walnut with D22CW00148 Limed Stain*

# OLD TRADITIONS

---

Sizes: 42" x 60", 42" x 66", 42" x 72", 48" x 60", 48" x 66" and 48" x 72" with up to Nine 12" Leaves

Self Store Available: 42" and 48" Width Stores Two Leaves with and Two without Skirts


Reclaimed Barn Wood Only Available with Solid Top

Available in Oak, Cherry, Hard Maple, Brown Maple, Quarter-Sawn White Oak, Hickory, Walnut, Rustic Cherry and Rustic Hickory



*Shown in Oak with True Reclaimed Barn Wood Top. Top Shown in Natural Finish and Base Shown in White Paint with Warm Brown Glaze, Distressed*

# REGAL



Metal Color Options



Sizes: 42" x 72" and 48" x 72" with up to Four 12" Leaves

Base Size: 21" x 45"

Self Store Available: 42" and 48" Width Stores Four Leaves without Skirts

Available in Oak, Cherry, Hard Maple, Brown Maple, Quarter-Sawn White Oak, Hickory, Walnut, Rustic Cherry and Rustic Hickory

1" Thick Top and Mission Edge are Standard



*Shown in Cherry with Earthtone Stain and Gold Metal Base*



# ROANOKE

---

Sizes: 42" x 60", 42" x 66", 42" x 72", 48" x 60", 48" x 66" and 48" x 72" with up to Nine 12" Leaves

Self Store Available: 42" and 48" Width Stores Two Leaves with and Two without Skirts

Available in Oak, Cherry, Hard Maple, Brown Maple, Quarter-Sawn White Oak, Hickory, Walnut, Rustic Cherry and Rustic Hickory

1" Thick Top and ½" Roundover Edge are Standard



*Shown in Brown Maple with Rich Tobacco Stain*

# ROANOKE PUB

---

Sizes: 36" x 42", 36" x 48", 42" x 42", 42" x 48" and 48" x 48" with up to Four 12" Leaves

Available in 36" and 42"h

Available in Oak, Cherry, Hard Maple, Brown Maple, Quarter-Sawn White Oak, Hickory, Walnut, Rustic Cherry and Rustic Hickory



*Shown in Cherry with FC 44938 Sealy Stain*

# SAWYER



Sizes: 42" x 72" and 48" x 72" with up to Four 12" Leaves

Base Size: 36" x 49"

Self Store Available: 42" Width Stores Two Leaves with Skirts,  
48" Width Stores Two Leaves without Skirts

Available in Oak, Cherry, Hard Maple, Brown Maple, Quarter-Sawn  
White Oak, Hickory, Walnut, Rustic Cherry and Rustic Hickory

1 1/2" Top with Vintage Circular-Sawn and Mission Edge are Standard,  
Also Available with Smooth Top



*Shown in Quarter-Sawn White Oak with  
Lite Asbury Stain and Black Tincture Finish*

# SINCLAIR



Metal Color Options



Sizes: 42" x 72" and 48" x 72" with up to Four 12" Leaves

Base Size: 22" x 47"

Self Store Available: 42" and 48" Width Stores Four Leaves without Skirts

Available in Oak, Cherry, Hard Maple, Brown Maple, Quarter-Sawn White Oak, Hickory, Walnut, Rustic Cherry and Rustic Hickory

1" Thick Top and Beveled Edge are Standard



*Shown in Oak with Old Museum Stain and Silver Metal Base*

# TIFTON

---

Sizes: 42" x 72", 42" x 84", 42" x 96", 42" x 108", 42" x 120", 48" x 72", 48" x 84", 48" x 96", 48" x 108" and 48" x 120"

Base Sizes: 42" and 48" Widths are 26" Wide, 72", 84" and 96" Lengths are 46" Long, 108" and 120" Lengths are 81" Long

Standard Top: 1 ¼" Thick Live Edge, Available in Cherry, Brown Maple, Walnut and Rustic Cherry

Optional Top: 1 ¼" Thick Clean Edge, Available in Oak, Cherry, Hard Maple, Brown Maple, Quarter-Sawn White Oak, Hickory, Walnut, Rustic Cherry and Rustic Hickory



*Shown in Walnut with Natural Finish*

# TIFTON ROUND

---

Sizes: 30"h with 42", 48", 54" and 60" Diameter or 36"h and 42"h with 42" and 48" Diameter

Base Sizes: 42" and 48" are 29" x 29", 54" and 60" are 46" x 46"

Available in Oak, Cherry, Hard Maple, Brown Maple, Quarter-Sawn White Oak, Hickory, Walnut, Rustic Cherry and Rustic Hickory

1 ¼" Top and Mission Edge are Standard



*Shown in Rustic Cherry with Cotswold Stain*

# VINSON



Sizes: 42" x 60", 42" x 66", 42" x 72", 48" x 60", 48" x 66" and 48" x 72"  
with up to Four 12" Leaves

Self Store Available: 42" Width Stores One Leaf with and One without  
Skirts, 48" Width Stores Two Leaves with and Two without Skirts

Available in Oak, Cherry, Hard Maple, Brown Maple, Quarter-Sawn  
White Oak, Hickory, Walnut, Rustic Cherry and Rustic Hickory

1" Thick Top and Mission Edge are Standard



*Shown in Cherry with FC 104 Chestnut Stain*

# VINSON PUB

---

Sizes: 42" x 42" and 48" x 48" with up to Four 12" Leaves

Available in 36" and 42"h


Available in Oak, Cherry, Hard Maple, Brown Maple, Quarter-Sawn White Oak, Hickory, Walnut, Rustic Cherry and Rustic Hickory



*Shown in Cherry with FC 104 Chestnut Stain*



# WAVERTON



Metal Color Options



Sizes: 42" x 72" and 48" x 72" with up to Four 12" Leaves

Base Size: 24" x 48"

Self Store Available: 42" x 72" Stores Two Leaves with and Two without Skirts, 48" x 72" Stores Four Leaves without Skirts

Available in Oak, Cherry, Hard Maple, Brown Maple, Quarter-Sawn White Oak, Hickory, Walnut, Rustic Cherry and Rustic Hickory



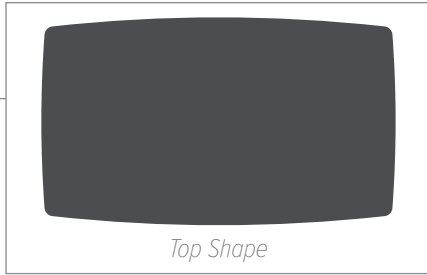
*Waverton Shown in Rustic Hickory with  
FC 42000 Almond Stain and Tex Black Metal*

*Wellbeck Shown in Hard Maple with FC 11434  
Driftwood Stain and Gunmetal Gray Metal*

# WELLBECK



# WILTON



Sizes: 42" x 60", 42" x 66", 42" x 72", 48" x 60", 48" x 66" and 48" x 72" with up to Four 12" Leaves

Self Store Available: 42" and 48" Width Stores One Leaf with and One without Skirts

Available in Oak, Cherry, Hard Maple, Brown Maple, Quarter-Sawn White Oak, Hickory, Walnut, Rustic Cherry and Rustic Hickory

1" Thick Top, Shape Shown and Mission Edge are Standard



*Shown in Brown Maple with Old Museum Stain*

# BERSINA

---

Size: 58 ¾"w x 18"d x 36"h

Available in Oak, Cherry, Hard Maple, Brown Maple, Quarter-Sawn White Oak, Hickory, Walnut, Rustic Cherry and Rustic Hickory



*Shown in Cherry with Natural Finish*

# CRAYTON

Sizes: 58 ½"w x 17 ¾"d x 40 ½"h and 70 ½"w x 17 ¾"d x 40 ½"h

2 Drawers and 2 Doors are Standard

Available in Oak, Cherry, Hard Maple, Brown Maple, Quarter-Sawn White Oak, Hickory, Walnut, Rustic Cherry and Rustic Hickory



*Shown in Brown Maple with Almond Stain on Top  
and Weathered Tusk Stain on Base*

# NORTH STAR



Metal Color Options

Sizes: 36"w x 20 1/2"d x 33"h, 54"w x 20 1/2"d x 33"h and 72"w x 20 1/2"d x 33"h

Available in Oak, Cherry, Hard Maple, Brown Maple, Quarter-Sawn White Oak, Hickory, Walnut, Rustic Cherry and Rustic Hickory



*Shown in Quarter-Sawn White Oak with D22N09096 Seashell Stain, Silver Metal and Tantan Slate Inserts*

# OLD TRADITIONS

---

Sizes: 20"d x 48"w x 36"h, 20"d x 54"w x 36"h and 20"d x 60"w x 36"h

3 Drawers are Standard

Available in Oak, Cherry, Hard Maple, Brown Maple, Quarter-Sawn White Oak, Hickory, Walnut, Rustic Cherry and Rustic Hickory

Also Available with 1" Smooth Top



*Shown in Oak with True Reclaimed Barn Wood Top. Top Shown in Natural Finish and Base Shown in White Paint with Warm Brown Glaze, Distressed*

# OXFORD DESIGNER



Metal Color Options


Sizes: 54"w x 20 1/2"d x 33"h and 72"w x 20 1/2"d x 33"h

Available in Oak, Cherry, Hard Maple, Brown Maple, Quarter-Sawn White Oak, Hickory, Walnut, Rustic Cherry and Rustic Hickory



*Shown in Oak with FC 42000 Almond Stain,  
Tex Black Metal and Tantan Slate Inserts*

# REGAL



Metal Color Options



Sizes: 54"w x 20 1/2"d x 33"h and 72"w x 20 1/2"d x 33"h


Available in Oak, Cherry, Hard Maple, Brown Maple, Quarter-Sawn White Oak, Hickory, Walnut, Rustic Cherry and Rustic Hickory



*Shown in Cherry with Earthtone Stain and Gold Metal Base*



# REGAL DESIGNER



Metal Color Options




Sizes: 36"w x 20 1/2"d x 33"h, 54"w x 20 1/2"d x 33"h and 72"w x 20 1/2"d x 33"h

Available in Oak, Cherry, Hard Maple, Brown Maple, Quarter-Sawn White Oak, Hickory, Walnut, Rustic Cherry and Rustic Hickory



*Shown in Brown Maple with FC 48015 Sandstone Stain, Gold Metal and Autumn Leaf Inserts*

# SINCLAIR



Metal Color Options




Sizes: 72"w x 20 1/2"d x 33"h

Available in Oak, Cherry, Hard Maple, Brown Maple, Quarter-Sawn White Oak, Hickory, Walnut, Rustic Cherry and Rustic Hickory



*Shown in Oak with Old Museum Stain and Silver Metal Base*

# SINCLAIR DESIGNER



Metal Color Options



Sizes: 54"w x 20 1/2"d x 33"h  
and 72"w x 20 1/2"d x 33"h

Available in Oak, Cherry,  
Hard Maple, Brown Maple,  
Quarter-Sawn White Oak,  
Hickory, Walnut, Rustic  
Cherry and Rustic Hickory



*Shown in Hickory with FC 51263 Flint Stain,  
Silver Metal and Glimmer Leaf Slate Inserts*

# CUSTOMER MATERIAL REQUIREMENTS





















Acadia _____	1 ½ yds.
Allerton Bar Chair _____	¾ yd.
Bayfield _____	1 yd.
Birkin _____	1 ½ yds.
Bow River _____	2 yds.
Bradbury Side _____	2 yds.
Bradbury Arm _____	2 ¾ yds.
Caraway _____	1 ½ yds.
Chevron (36" to 54") _____	2 yds.
Chevron (60" & 72") _____	2 ¼ yds.
Crescent _____	2 yds.
Dawson _____	2 yds.
Elliott Desk Chair _____	1 ½ yds.
Emerson _____	1 yd.
Jetara _____	1 ½ yds.
Keelan _____	1 ½ yds.
Korbyn _____	2 yds.
Niles _____	1 ½ yds.
Palmer _____	2 yds.
Roanoke _____	2 yds.
Roosevelt _____	2 yds.
Vinson _____	2 yds.
Wescott _____	1 ½ yds.
Wyndlot _____	2 yds.

*Chair seat only needs 27" x 27" per seat.*

*All Genuine Leather will include natural characteristics that are not defects, but natural authenticity. Insect bites, brands, healed scars and scratches may or may not be present.*



# BROWN MAPLE

<p><b>NEW</b></p>  <p>Category 1</p> <p>Lemon (D22Y00320) 30-Sheen</p>	 <p>Category 1</p> <p>India Ink (FC 47867) 30-Sheen</p>	 <p>Category 1</p> <p>Indigo (FC 47866) 30-Sheen</p>	 <p>Category 1</p> <p>Limed (D22CW00148) 30-Sheen</p>
 <p>Category 1</p> <p>Seashell (D22N09096) 30-Sheen</p>	<p><b>NEW</b></p>  <p>Category 1</p> <p>Sand (D22N10202) 30-Sheen</p>	 <p>Category 1</p> <p>Bel Air (FC 47823) 30-Sheen</p>	 <p>Category 1</p> <p>Driftwood (FC 11434) 30-Sheen</p>
 <p>Category 1</p> <p>Flint (FC 51263) 30-Sheen</p>	 <p>Category 1</p> <p>Natural 30-Sheen</p>	 <p>Category 1</p> <p>Honey (CF-921 S-2) 30-Sheen</p>	 <p>Category 1</p> <p>Harvest (FC 107) 30-Sheen</p>
 <p>Category 1</p> <p>Sandstone (D22N08963) 30-Sheen</p>	 <p>Category 1</p> <p>Almond (FC 42000) 30-Sheen</p>	<p><b>NEW</b></p>  <p>Category 1</p> <p>American Antique (FC 48024) 30-Sheen</p>	 <p>Category 1</p> <p>Carbon (FC 50240) 30-Sheen</p>
<p><b>NEW</b></p>  <p>Category 1</p> <p>Smoke (D22N10069) 30-Sheen</p>	<p><b>NEW</b></p>  <p>Category 1</p> <p>Creek Slate (D22N10189) 30-Sheen</p>	<p><b>NEW</b></p>  <p>Category 1</p> <p>Antique Slate (FC 19852) 30-Sheen</p>	 <p>Category 1</p> <p>Medium Walnut (FC 44688) 30-Sheen</p>

# FINISHES



# FINISHES

## BROWN MAPLE




Sealy (FC 44938)  
30-Sheen

Golden Pecan (FC 41610)  
30-Sheen

Lite Asbury (FC 14620)  
30-Sheen

Vintage Antique (FC 17882)  
30-Sheen




Michael's Cherry  
30-Sheen

Scarlet (FC 49909)  
30-Sheen

Charwood (FC 50241)  
30-Sheen

Manchester (FC 42633)  
30-Sheen




Tavern (FC 10944)  
30-Sheen

Earthtone (FC 40592)  
30-Sheen

Shadow (FC 24427)  
30-Sheen

Asbury Brown (FC 7992)  
30-Sheen




Acres (D22R00973)  
30-Sheen

Burnt Umber (FC 10748)  
30-Sheen

Old Museum (FC 47276)  
30-Sheen

Dark Knight (FC 49908)  
30-Sheen






















Briar (FC 15743)  
30-Sheen

Onyx (FC 230)  
30-Sheen

Ebony (FC 11047)  
30-Sheen

# BROWN MAPLE

<p><b>NEW</b></p>  <p><b>Category 1</b></p> <p>Muted White (PCL 183) 10-Sheen</p>	<p><b>NEW</b></p>  <p><b>Category 1</b></p> <p>Muted Grey (PCL 181) 10-Sheen</p>	<p><b>NEW</b></p>  <p><b>Category 1</b></p> <p>Muted Black (PCL 182) 10-Sheen</p>	<p><b>NEW</b></p>  <p><b>Category 2</b></p> <p>Oatmilk (PCL 180) 30-Sheen</p>
 <p><b>Category 2</b></p> <p>Mineral (PCL 175) 30-Sheen</p>	 <p><b>Category 2</b></p> <p>Chalk (PCL 176) 30-Sheen</p>	 <p><b>Category 2</b></p> <p>Almond Burnished (FC 42000) 30-Sheen</p>	 <p><b>Category 2</b></p> <p>Bright White (FP W0117) 30-Sheen</p>
 <p><b>Category 2</b></p> <p>Country White (FP 5155) 30-Sheen</p>	 <p><b>Category 2</b></p> <p>Icicle (RNC 1003) 30-Sheen</p>	 <p><b>Category 2</b></p> <p>Metropolitan (FP 15809) 30-Sheen</p>	 <p><b>Category 2</b></p> <p>Accessible Beige (RNC 1091) 30-Sheen</p>
 <p><b>Category 2</b></p> <p>Chelsea Grey (FP 22638) 30-Sheen</p>	 <p><b>Category 2</b></p> <p>Black 30-Sheen</p>	 <p><b>Category 3</b></p> <p>Weathered Snow White (SP 170) 10-Sheen</p>	<p><b>NEW</b></p>  <p><b>Category 3</b></p> <p>Weathered Greek Villa (PCL 184) 10-Sheen</p>
 <p><b>Category 3</b></p> <p>Weathered Tusk (SP 167) 10-Sheen</p>	 <p><b>Category 3</b></p> <p>Weathered Beige (SP 168) 10-Sheen</p>	 <p><b>Category 3</b></p> <p>Weathered Greystone (SP 171) 10-Sheen</p>	





















# FINISHES



# FINISHES

















## CHERRY



 <p><b>NEW</b></p> <p>Category 1</p>	 <p>Category 1</p>	 <p>Category 1</p>	 <p><b>NEW</b></p> <p>Category 1</p>
Lemon (D22Y00320) 30-Sheen	Limed (D22CW00148) 30-Sheen	Seashell (D22N09096) 30-Sheen	Sand (D22N10202) 30-Sheen
 <p>Category 1</p>	 <p>Category 1</p>	 <p>Category 1</p>	 <p>Category 1</p>
Bel Air (FC 47823) 30-Sheen	Flint (FC 51263) 30-Sheen	Natural 30-Sheen	Harvest (FC 107) 30-Sheen
 <p>Category 1</p>	 <p>Category 1</p>	 <p>Category 1</p>	 <p><b>NEW</b></p> <p>Category 1</p>
Chestnut (FC 104) 30-Sheen	Sandstone (D22N08963) 30-Sheen	Almond (FC 42000) 30-Sheen	American Antique (FC 48024) 30-Sheen
 <p>Category 1</p>	 <p><b>NEW</b></p> <p>Category 1</p>	 <p><b>NEW</b></p> <p>Category 1</p>	 <p><b>NEW</b></p> <p>Category 1</p>
Carbon (FC 50240) 30-Sheen	Smoke (D22N10069) 30-Sheen	Creek Slate (D22N10189) 30-Sheen	Antique Slate (FC 19852) 30-Sheen
 <p>Category 1</p>	 <p>Category 1</p>	 <p>Category 1</p>	 <p>Category 1</p>
Grey Flannel (FC 47865) 30-Sheen	Sealy (FC 44938) 30-Sheen	Golden Pecan (FC 41610) 30-Sheen	Golden Harvest (FC 46483) 30-Sheen



# CHERRY


 Category 1	 Category 1	 Category 1	 Category 1
Vintage Antique (FC 17882) 30-Sheen	Michael's Cherry 30-Sheen	Scarlet (FC 49909) 30-Sheen	Charwood (FC 50241) 30-Sheen
 Category 1	 Category 1	 Category 1	 Category 1
Manchester (FC 42633) 30-Sheen	Tavern (FC 10944) 30-Sheen	Earthtone (FC 40592) 30-Sheen	Asbury Brown (FC 7992) 30-Sheen
 Category 1	 Category 1	 Category 1	 Category 1
Acres (D22R00973) 30-Sheen	Burnt Umber (FC 10748) 30-Sheen	Old Museum (FC 47276) 30-Sheen	Dark Knight (FC 49908) 30-Sheen
 Category 1	 Category 1	 Category 1	 Category 2
Briar (FC 15743) 30-Sheen	Onyx (FC 230) 30-Sheen	Ebony (FC 11047) 30-Sheen	Michael's Cherry Burnished 30-Sheen

# FINISHES



# FINISHES

## HARD MAPLE



Limed (D22CW00148)  
30-Sheen

Seashell (D22N09096)  
30-Sheen

Driftwood (FC 11434)  
30-Sheen

Flint (FC 51263)  
30-Sheen



Natural  
30-Sheen

Honey (CF-921 S-2)  
30-Sheen

Harvest (FC 107)  
30-Sheen

Almond (FC 42000)  
30-Sheen



Carbon (FC 50240)  
30-Sheen

Medium Walnut (FC 44688)  
30-Sheen

Sealy (FC 44938)  
30-Sheen

Golden Pecan (FC 41610)  
30-Sheen



Lite Asbury (FC 14620)  
30-Sheen

Vintage Antique (FC 17882)  
30-Sheen

Michael's Cherry  
30-Sheen

Scarlet (FC 49909)  
30-Sheen




Charwood (FC 50241)  
30-Sheen

Tavern (FC 10944)  
30-Sheen

Earthtone (FC 40592)  
30-Sheen

Asbury Brown (FC 7992)  
30-Sheen

## HARD MAPLE



Burnt Umber (FC 10748)  
30-Sheen

Category 1

Old Museum (FC 47276)  
30-Sheen

NEW

Category 1

Dark Knight (FC 49908)  
30-Sheen

Category 1

Briar (FC 15743)  
30-Sheen

Category 1



Onyx (FC 230)  
30-Sheen

Category 1


Ebony (FC 11047)  
30-Sheen

Category 1

Mineral (PCL 175)  
30-Sheen

Category 2

## ELM



Seashell (D22N09096)  
30-Sheen

Category 1

Driftwood (FC 11434)  
30-Sheen


Category 1

Harvest (FC 107)  
30-Sheen

Category 1

Almond (FC 42000)  
30-Sheen

Category 1



Sealy (FC 44938)  
30-Sheen

Category 1

Golden Pecan (FC 41610)  
30-Sheen


Category 1

Lite Asbury (FC 14620)  
30-Sheen

Category 1

Michael's Cherry  
30-Sheen

Category 1



Scarlet (FC 49909)  
30-Sheen

Category 1

Tavern (FC 10944)  
30-Sheen

Category 1

Asbury Brown (FC 7992)  
30-Sheen

Category 1

Burnt Umber (FC 10748)  
30-Sheen

Category 1





















# FINISHES
























# FINISHES

## HICKORY



 NEW Category 1	 Category 1	 Category 1	 NEW Category 1
Lemon (D22Y00320) 30-Sheen	Limed (D22CW00148) 30-Sheen	Seashell (D22N09096) 30-Sheen	Sand (D22N10202) 30-Sheen
 Category 1	 Category 1	 Category 1	 Category 1
Bel Air (FC 47823) 30-Sheen	Driftwood (FC 11434) 30-Sheen	Flint (FC 51263) 30-Sheen	Grey Flannel (FC 47865) 30-Sheen
 Category 1	 Category 1	 Category 1	 Category 1
Natural 30-Sheen	Honey (CF-921 S-2) 30-Sheen	Harvest (FC 107) 30-Sheen	Chestnut (FC 104) 30-Sheen
 NEW Category 1	 Category 1	 NEW Category 1	 Category 1
Sandstone (D22N08963) 30-Sheen	Almond (FC 42000) 30-Sheen	American Antique (FC 48024) 30-Sheen	Carbon (FC 50240) 30-Sheen
 NEW Category 1	 NEW Category 1	 NEW Category 1	 Category 1
Smoke (D22N10069) 30-Sheen	Creek Slate (D22N10189) 30-Sheen	Antique Slate (FC 19852) 30-Sheen	Medium Walnut (FC 44688) 30-Sheen

# HICKORY

 Category 1	 Category 1	 Category 1	 Category 1	
Sealy (FC 44938) 30-Sheen	Golden Pecan (FC 41610) 30-Sheen	Hoosier Special (FC 11043) 30-Sheen	Lite Asbury (FC 14620) 30-Sheen	
 Category 1	 Category 1	 Category 1	 Category 1	
Golden Harvest (FC 46483) 30-Sheen	Vintage Antique (FC 17882) 30-Sheen	Michael's Cherry 30-Sheen	Scarlet (FC 49909) 30-Sheen	
 Category 1	 Category 1	 Category 1	 Category 1	
Charwood (FC 50241) 30-Sheen	Manchester (FC 42633) 30-Sheen	Tavern (FC 10944) 30-Sheen	Earthtone (FC 40592) 30-Sheen	
 Category 1	 Category 1	 Category 1	 Category 1	
Shadow (FC 24427) 30-Sheen	Asbury Brown (FC 7992) 30-Sheen	Burnt Umber (FC 10748) 30-Sheen	Old Museum (FC 47276) 30-Sheen	
 Category 1	 Category 1	 Category 1	 Category 2	 Category 2
Briar (FC 15743) 30-Sheen	Onyx (FC 230) 30-Sheen	Ebony (FC 11047) 30-Sheen	Oatmilk (PCL 180) 30-Sheen	Mineral (PCL 175) 30-Sheen

# FINISHES






















# FINISHES

## OAK



<p><b>NEW</b></p> <p>Category 1</p> <p>Lemon (D22Y00320) 30-Sheen</p>	<p>Category 1</p> <p>Limed (D22CW00148) 30-Sheen</p>	<p>Category 1</p> <p>Seashell (D22N09096) 30-Sheen</p>	<p><b>NEW</b></p> <p>Category 1</p> <p>Sand (D22N10202) 30-Sheen</p>
<p>Category 1</p> <p>Bel Air (FC 47823) 30-Sheen</p>	<p>Category 1</p> <p>Driftwood (FC 11434) 30-Sheen</p>	<p>Category 1</p> <p>Flint (FC 51263) 30-Sheen</p>	<p>Category 1</p> <p>Grey Flannel (FC 47865) 30-Sheen</p>
<p>Category 1</p> <p>Natural 30-Sheen</p>	<p>Category 1</p> <p>Honey (CF-921 S-2) 30-Sheen</p>	<p>Category 1</p> <p>Harvest (FC 107) 30-Sheen</p>	<p>Category 1</p> <p>Chestnut (FC 104) 30-Sheen</p>
<p>Category 1</p> <p>Sandstone (D22N08963) 30-Sheen</p>	<p>Category 1</p> <p>Almond (FC 42000) 30-Sheen</p>	<p><b>NEW</b></p> <p>Category 1</p> <p>American Antique (FC 48024) 30-Sheen</p>	<p>Category 1</p> <p>Carbon (FC 50240) 30-Sheen</p>
<p><b>NEW</b></p> <p>Category 1</p> <p>Smoke (D22N10069) 30-Sheen</p>	<p><b>NEW</b></p> <p>Category 1</p> <p>Creek Slate (D22N10189) 30-Sheen</p>	<p><b>NEW</b></p> <p>Category 1</p> <p>Antique Slate (FC 19852) 30-Sheen</p>	<p>Category 1</p> <p>Medium Walnut (FC 44688) 30-Sheen</p>

# OAK

 Category 1	 Category 1	 Category 1	 Category 1
Sealy (FC 44938) 30-Sheen	Golden Pecan (FC 41610) 30-Sheen	Hoosier Special (FC 11043) 30-Sheen	Lite Asbury (FC 14620) 30-Sheen
 Category 1	 Category 1	 Category 1	 Category 1
Vintage Antique (FC 17882) 30-Sheen	Michael's Cherry 30-Sheen	Scarlet (FC 49909) 30-Sheen	Charwood (FC 50241) 30-Sheen
 Category 1	 Category 1	 Category 1	 Category 1
Manchester (FC 42633) 30-Sheen	Tavern (FC 10944) 30-Sheen	Earthtone (FC 40592) 30-Sheen	Asbury Brown (FC 7992) 30-Sheen
 Category 1	 Category 1	 Category 1	 Category 1
Acres (D22R00973) 30-Sheen	Burnt Umber (FC 10748) 30-Sheen	Old Museum (FC 47276) 30-Sheen	Dark Knight (FC 49908) 30-Sheen
 Category 1	 Category 1	 Category 1	
Briar (FC 15743) 30-Sheen	Onyx (FC 230) 30-Sheen	Ebony (FC 11047) 30-Sheen	



















# FINISHES



# FINISHES


















## QUARTER-SAWN WHITE OAK



 <p><b>NEW</b></p> <p>Category 1</p>	 <p>Category 1</p>	 <p>Category 1</p>	 <p><b>NEW</b></p> <p>Category 1</p>
Lemon (D22Y00320) 30-Sheen	Limed (D22CW00148) 30-Sheen	Seashell (D22N09096) 30-Sheen	Sand (D22N10202) 30-Sheen
 <p>Category 1</p>	 <p>Category 1</p>	 <p>Category 1</p>	 <p>Category 1</p>
Bel Air (FC 47823) 30-Sheen	Driftwood (FC 11434) 30-Sheen	Flint (FC 51263) 30-Sheen	Natural 30-Sheen
 <p>Category 1</p>	 <p>Category 1</p>	 <p><b>NEW</b></p> <p>Category 1</p>	 <p>Category 1</p>
Harvest (FC 107) 30-Sheen	Almond (FC 42000) 30-Sheen	American Antique (FC 48024) 30-Sheen	Carbon (FC 50240) 30-Sheen
 <p><b>NEW</b></p> <p>Category 1</p>	 <p><b>NEW</b></p> <p>Category 1</p>	 <p><b>NEW</b></p> <p>Category 1</p>	 <p>Category 1</p>
Smoke (D22N10069) 30-Sheen	Creek Slate (D22N10189) 30-Sheen	Antique Slate (FC 19852) 30-Sheen	Medium Walnut (FC 44688) 30-Sheen
 <p>Category 1</p>	 <p>Category 1</p>	 <p>Category 1</p>	 <p>Category 1</p>
Sealy (FC 44938) 30-Sheen	Golden Pecan (FC 41610) 30-Sheen	Hoosier Special (FC 11043) 30-Sheen	Lite Asbury (FC 14620) 30-Sheen



# QUARTER-SAWN WHITE OAK

 Category 1	 Category 1	 Category 1	 Category 1
Vintage Antique (FC 17882) 30-Sheen	Michael's Cherry 30-Sheen	Charwood (FC 50241) 30-Sheen	Manchester (FC 42633) 30-Sheen
 Category 1	 Category 1	 NEW Category 1	 Category 1
Tavern (FC 10944) 30-Sheen	Earthtone (FC 40592) 30-Sheen	Shadow (FC 24427) 30-Sheen	Asbury Brown (FC 7992) 30-Sheen
 NEW Category 1	 Category 1	 NEW Category 1	 Category 1
Acres (D22R00973) 30-Sheen	Burnt Umber (FC 10748) 30-Sheen	Old Museum (FC 47276) 30-Sheen	Dark Knight (FC 49908) 30-Sheen
 Category 1	 Category 1	 Category 1	 Category 2
Briar (FC 15743) 30-Sheen	Onyx (FC 230) 30-Sheen	Ebony (FC 11047) 30-Sheen	Almond Burnished (FC 42000) 30-Sheen
 Category 2			
Tavern Burnished (FC 10944) 30-Sheen			

# FINISHES



# FINISHES

## SAP CHERRY



Seashell (D22N09096)  
30-Sheen

Sand (D22N10202)  
30-Sheen

Bel Air (FC 47823)  
30-Sheen

Natural  
30-Sheen



Almond (FC 42000)  
30-Sheen

Carbon (FC 50240)  
30-Sheen

Smoke (D22N10069)  
30-Sheen

Medium Walnut (FC 44688)  
30-Sheen



Sealy (FC 44938)  
30-Sheen

Lite Asbury (FC 14620)  
30-Sheen

Shadow (FC 24427)  
30-Sheen

Oatmilk (PCL 180)  
30-Sheen



Mineral (PCL 175)  
30-Sheen

# WALNUT



Limed (D22CW00148)  
30-Sheen

Seashell (D22N09096)  
30-Sheen

Natural  
30-Sheen

Harvest (FC 107)  
30-Sheen



Almond (FC 42000)  
30-Sheen

Carbon (FC 50240)  
30-Sheen

Sealy (FC 44938)  
30-Sheen

Golden Pecan (FC 41610)  
30-Sheen




Lite Asbury (FC 14620)  
30-Sheen

Vintage Antique (FC 17882)  
30-Sheen

Scarlet (FC 49909)  
30-Sheen

Charwood (FC 50241)  
30-Sheen



Tavern (FC 10944)  
30-Sheen

Asbury Brown (FC 7992)  
30-Sheen


Burnt Umber (FC 10748)  
30-Sheen

# FINISHES



# FINISHES

## WORMY MAPLE



Lemon (D22Y00320)  
30-Sheen

Limed (D22CW00148)  
30-Sheen

Seashell (D22N09096)  
30-Sheen

Sand (D22N10202)  
30-Sheen




Bel Air (FC 47823)  
30-Sheen

Natural  
30-Sheen

Harvest (FC 107)  
30-Sheen

Sandstone (D22N08963)  
30-Sheen



American Antique (FC 48024)  
30-Sheen

Medium Walnut (FC 44688)  
30-Sheen

Muted White (PCL 183)  
10-Sheen

Oatmilk (PCL 180)  
30-Sheen




Mineral (PCL 175)  
30-Sheen

Distressed Weathered Burlap  
(PCL 186) 10-Sheen

Distressed Weathered Hazelnut  
(PCL 185) 10-Sheen

Distressed Weathered Tortilla  
(PCL 188) 10-Sheen



Distressed Weathered Rockledge  
(PCL 187) 10-Sheen

Distressed Weathered Savanna  
(PCL 189) 10-Sheen

Style	Side Chair Seating Area	Arm Chair Seating Area	Overall Arm Width	Arm Height from Floor	Seat Height	Back Height from Seat	Back Height from Floor
<b>Acadia</b>	19 x 17 1/2	19 x 17 1/2	24	25 1/2	18	24 1/2	41
<b>Acadia Desk Chair</b>	-	19 x 17 1/2	24	24 1/2-29 1/2	17-22	23	40-45
<b>Albany</b>	17 1/2 x 16 1/2	20 1/2 x 16 1/2	23	25 3/4	17 1/2	24	40
<b>Allerton Bar Stool</b> <i>24" Base is 16" x 20" 30" Base is 17" x 21"</i>	14 x 18	-	-	-	24 or 30	-	-
<b>Arbordale</b>	19 x 17	19 x 17	23 1/4	25	17 1/2	21 1/2	38
<b>Arlington</b>	17 1/2 x 16 1/2	20 1/2 x 16 1/2	23	25 3/4	17 1/2	24	40
<b>Barrel Barstool w/swivel seat</b>	16 1/2 x 16 1/2	-	-	-	18,24 or 30	-	-
<b>Barrel Barstool w/swivel Meribeth Top</b>	17 x 16	-	-	-	18,24 or 30	11 1/2	-
<b>Barrel Barstool w/swivel Meribeth Top (Short Back)</b>	17 x 16	-	-	-	18,24 or 31	9 1/2	-
<b>Bayfield</b>	20 1/2 x 17 1/2	20 1/2 x 17 1/2	25	25 1/2	18	17 1/2	35
<b>Bellingham</b>	18 x 17	18 x 17	25 1/2	25 1/2	18	25 1/2	42 1/2
<b>Bellingham Stat. Bar Chair</b>	18 x 17	18 x 17	-	-	24 or 30	19 1/4	-
<b>Bellingham Swivel Barstool</b>	18 x 17	18 x 17	-	-	24 or 30	19 1/4	-
<b>Belmont Barstool w/swivel seat</b>	16 1/2 x 16 1/2	-	-	-	18,24 or 30	-	-
<b>Belmont Barstool w/swivel Meribeth Top</b>	17 x 16	-	-	-	18,24 or 30	11 1/2	-
<b>Belmont Barstool w/swivel Meribeth Top (Short Back)</b>	17 x 16	-	-	-	18,24 or 31	9 1/2	-
<b>Benjamin</b>	19 x 17 1/2	19 x 17 1/2	24	25 1/2	18	24	41
<b>Bent Feather Bow</b>	18 x 16 1/2	17 x 16 1/2	25	25 3/4	17 1/2	25	40
<b>Bent Feather Bow Swivel Barstool</b>	18 x 16 1/2	17 x 16 1/2	-	-	24 or 30	25	-
<b>Bent Paddle Bow</b>	18 x 16 1/2	17 x 16 1/2	25	25 3/4	17 1/2	25	40
<b>Bent Paddle Bow Swivel Barstool</b>	18 x 16 1/2	17 x 16 1/2	-	-	24 or 30	25	-
<b>Bent Paddle Post</b>	17 1/2 x 16 1/2	17 x 16 1/2	25	25 3/4	17 1/2	23	39
<b>Bent Paddle Post Swivel Barstool</b>	17 1/2 x 16 1/2	17 x 16 1/2	-	-	24 or 30	23	-
<b>Bersina</b>	18 x 15 1/2	-	-	-	18	18	37
<b>Birkin</b>	18 1/4 x 15 1/2	-	-	-	18	19	36

Style	Side Chair Seating Area	Arm Chair Seating Area	Overall Arm Width	Arm Height from Floor	Seat Height	Back Height from Seat	Back Height from Floor
<b>Bow River</b>	22 x 18	22 x 18	29	25 1/2	18	24 1/2	42 1/2
<b>Bradbury</b>	19 1/2 x 17 1/2	19 1/2 x 17 1/2	25 1/2	25 1/2	18	25	42
<b>Bradbury Stat. Bar Chair</b>	19 1/2 x 17 1/2	-	-	-	24 or 30	16 1/2	-
<b>Brandberg</b>	16 3/4 x 17	16 3/4 x 17	22 1/2	25	17 1/2	20 1/4	36 1/2
<b>Buchanan</b>	18 x 18	18 x 18	25 1/2	25 1/2	18	20 1/2	38 1/2
<b>Buchanan Stat. Bar Chair</b>	18 x 18	-	-	-	24 or 30	19	-
<b>Caraway</b>	17 1/2 x 16	-	-	-	24 or 30	16 1/2	-
<b>Carmen</b>	18 1/2 x 17 1/2	18 x 17 1/2	24 1/2	25 1/2	18	20 1/2	37 1/2
<b>Carmen Stat. Bar Chair</b>	18 1/2 x 17 1/2	-	-	-	24 or 30	17 1/2	37 1/2
<b>Carolina</b>	18 x 17 3/4	18 x 17 3/4	24 1/2	25 1/2	17 3/4	25 1/2	42
<b>Carolina Stat. Bar Chair</b>	18 x 17 3/4	18 x 17 3/4	-	-	24 or 30	20	-
<b>Carolina Swivel Barstool</b>	18 x 17 3/4	18 x 17 3/4	-	-	24 or 30	20	-
<b>Carson</b>	19 x 17	19 x 17	25	25 1/2	18	18	35
<b>Carson Stat. Bar Chair</b>	19 x 17	-	-	-	24 or 30	18	-
<b>Carter</b>	17 x 16 1/2	-	-	-	18	16	32
<b>Charleston</b>	19 1/2 x 18	19 1/2 x 18	24	25 1/2	18	23	38 1/2
<b>Charleston Stat. Bar Chair</b>	19 1/2 x 18	-	-	-	24 or 30	20 1/2	-
<b>Chesapeake</b>	18 1/2 x 17	18 1/2 x 17	25	25	17 1/2	25 1/2	41
<b>Chesapeake Stat. Bar Chair</b>	18 1/2 x 17	-	-	-	24 or 30	20 1/2	-
<b>Chevron Bench</b>	Bench length x 18"	-	-	-	18	16 1/2	35
<b>Colebrook</b>	18 x 17	18 x 17	25 1/2	25 1/2	18	25 1/2	42
<b>Colebrook Stat. Bar Chair</b>	18 x 17	-	-	-	24 or 30	19	-
<b>Colebrook Swivel Barstool</b>	18 x 17	-	-	-	24 or 30	19	-
<b>Collins</b>	19 x 17 1/2	19 x 17 1/2	22	25	17 1/2	22	38
<b>Conner</b>	19 x 17 1/2	19 1/2 x 17 1/2	25 1/4	25 1/2	18	28	46
<b>Conner Stat. Bar Chair</b>	19 x 17 1/2	-	-	-	24 or 30	23 1/2	-

Style	Side Chair Seating Area	Arm Chair Seating Area	Overall Arm Width	Arm Height from Floor	Seat Height	Back Height from Seat	Back Height from Floor
<b>Cosgrove Barstool w/swivel seat</b>	16 1/2 x 16 1/2	-	-	-	18,24 or 30	-	-
<b>Cosgrove Barstool w/swivel Easton Top</b>	16 1/2 x 16 1/2	-	-	-	18,24 or 30	10 1/2	-
<b>Country Shaker</b>	18 x 17	18 x 17	25 1/2	25 1/2	18	25 1/2	42
<b>Country Shaker Stat. Bar Chair</b>	18 x 17	-	-	-	24 or 30	19 1/4	-
<b>Country Shaker Swivel Barstool</b>	18 x 17	-	-	-	24 or 30	19 1/4	-
<b>Country Sheaf</b>	18 x 16 1/2	17 x 16 1/2	25	25 3/4	17 1/2	23 1/2	39
<b>Country Sheaf Swivel Barstool</b>	18 x 16 1/2	17 x 16 1/2	-	-	24 or 30	23 1/2	-
<b>Cumberland</b>	19 x 17 1/2	19 x 17 1/2	24	25 3/4	18	21	37
<b>Crayton</b>	18 1/2 x 16 1/2	-	-	-	17 1/2	20	36 1/2
<b>Crescent</b>	21 x 17 1/2	-	-	-	18 1/2	18	35
<b>Damon</b>	19 x 17	19 x 17	23 1/4	25	17 1/2	21 1/2	38
<b>Dawson</b>	20 x 18 1/2	20 x 18 1/2	23 1/2	25 1/4	18	20	39
<b>Dillon Barstool w/swivel seat</b>	16 1/2 Diameter	-	-	-	24 or 30	-	-
<b>Dillon Barstool w/swivel Meribeth Top</b>	17 x 16	-	-	-	25 or 30	11 1/2	-
<b>Dillon Barstool w/swivel Meribeth Top (Short Back)</b>	18 x 16	-	-	-	26 or 30	9 1/2	-
<b>Douglas</b>	18 1/2 x 17	18 1/2 x 17	25	25	17 1/2	25 1/2	42
<b>Douglas Stat. Bar Chair</b>	18 1/2 x 17	-	-	-	24 or 30	21	-
<b>Douglas Swivel Barstool</b>	18 1/2 x 17	-	-	-	24 or 30	21	-
<b>Durham</b>	16 1/2 x 12 3/4	-	-	-	24 or 30	-	-
<b>Ellington</b>	17 x 17	17 x 17	21	25	17 1/2	18 1/2	36
<b>Ellington Stat. Bar Chair</b>	17 x 17	-	-	-	24 or 30	15	-
<b>Elliot Desk Chair</b>	-	20 1/2 x 19	23	24 1/2-29 1/2	17-22	14	30 1/2-35 1/2
<b>Emerson</b>	19 x 18	19 x 18	25 1/2	25 1/4	18	15 1/2	34
<b>Emerson Stat. Bar Chair</b>	19 x 18	19 x 18	-	-	24 or 30	12 1/2	-
<b>Emerson 24" Swivel Barstool</b>	19 x 18	-	-	-	24 or 30	12 1/2	-
<b>Espin</b>	17 1/2 x 17	-	-	-	18	15	32

Style	Side Chair Seating Area	Arm Chair Seating Area	Overall Arm Width	Arm Height from Floor	Seat Height	Back Height from Seat	Back Height from Floor
<b>Fenmore</b>	19 x 17 1/2	19 x 17 1/2	24	25 1/2	18	24 1/2	41
<b>Fenmore Stat. Bar Chair</b>	19 x 17 1/2	-	-	-	24 or 30	19	-
<b>Folding Chair</b>	16 x 16 1/2	-	-	-	17 1/2	15 1/2	32 open 35 closed
<b>Frankton</b>	17 x 17	17 x 17	21	25	17 1/2	18 1/2	36
<b>Frankton Stat. Bar Chair</b>	17 x 17	-	-	-	24 or 30	15	-
<b>Grant</b>	18 1/4 x 17 1/2	18 1/4 x 17 1/2	25	25 1/2	17 1/2	25 1/2	42
<b>Grant Stat. Bar Chair</b>	18 1/4 x 17 1/2	-	-	-	24 or 30	20 3/4	-
<b>Grant Swivel Barstool</b>	18 1/4 x 17 1/2	-	-	-	24 or 30	20 3/4	-
<b>Griffin Bar Chair</b>	16 1/2 x 16 1/2	-	-	-	24 or 30	-	-
<b>Harper</b>	19 x 17	19 x 17	24 1/2	25 1/2	18	21 1/2	-
<b>Harper Stat. Bar Chair</b>	19 x 17	-	-	-	24 or 30	19 1/2	-
<b>Harris</b>	19 x 17	19 x 17	24 1/2	25	17 1/2	22	38
<b>Harris Stat. Bar Chairs</b>	19 x 17	-	-	-	24 or 30	19 1/2	-
<b>Harris Swivel Barstools</b>	19 x 17	-	-	-	24 or 30	19 1/2	-
<b>Harvest</b>	19 x 18	19 x 18	23 1/2	25 1/2	18	19	37
<b>Harvest Stat. Bar Chair</b>	19 x 18	-	-	-	24 or 30	19	-
<b>Harvest Stat. Bar Chair without Back</b>	16 x 16	-	-	-	24 or 30	-	-
<b>Haskin</b>	14 Diameter	-	-	-	18, 24 or 30	-	-
<b>Hillingdon</b>	18 1/4 x 15 1/2	-	-	-	18	19	36 1/2
<b>Iron Craft 24" Barstool w/swivel seat</b>	19 1/2 x 15 1/2	-	-	-	22-25	-	-
<b>Iron Craft 30" Barstool w/swivel seat</b>	19 1/2 x 15 1/2	-	-	-	28-31	-	-
<b>Iron Craft 24" Barstool w/swivel seat and back</b>	19 1/2 x 15 1/2	-	-	-	22-25	11	-
<b>Iron Craft 30" Barstool w/swivel seat and back</b>	19 1/2 x 15 1/2	-	-	-	28-31	11	-
<b>Jansen</b>	17 x 17	17 x 17	21	25	17 1/2	18 1/2	36
<b>Jansen Stat. Bar Chair</b>	17 x 17	-	-	-	24 or 30	15	-
<b>Jetara</b>	18 1/2 x 17	-	-	-	18	19 1/2	36 1/2
<b>Jumbo Bent Paddle</b>	18 x 16 1/2	20 3/4 x 16 1/2	23 1/2	25 3/4	17 1/2	24 1/2	41
<b>Jumbo Bent Paddle Swivel Barstools</b>	18 x 16 1/2	-	-	-	24 or 30	24 1/2	-



Style	Side Chair Seating Area	Arm Chair Seating Area	Overall Arm Width	Arm Height from Floor	Seat Height	Back Height from Seat	Back Height from Floor
<b>Keelan</b>	18 1/2 x 18 1/2	-	-	-	18	15	31 1/2
<b>Kenshaw</b>	18 1/4 x 15 1/2	-	-	-	18	19	36
<b>Kensington</b>	18 x 16 1/2	18 x 16 1/2	25	25 1/2	18	25 1/2	41
<b>Korbyn</b>	21 x 19	-	-	-	18	19	37 1/2
<b>Lambert</b>	16 1/2 x 16	-	-	-	24 or 30	-	-
<i>24" Base is 16 1/4" x 16 1/4" 30" Base is 17 1/2" x 17 1/2"</i>							
<b>Lamont</b>	19 x 17	-	-	-	18	21 1/2	38
<b>Lavega</b>	18 1/2 x 17	18 1/2 x 17	25	25 1/2	17 1/2	25 1/2	42
<b>Lavega Stat. Bar Chairs</b>	18 1/2 x 17	-	-	-	24 or 30	21	-
<b>Lexford</b>	20 x 17	20 x 17	22	25 3/4	17 1/2	22	39
<b>Livingston</b>	19 x 17	19 x 17	25 3/4	25 1/2	18	24 3/4	41
<b>Louisdale</b>	17 x 17	17 x 17	21	25	17 1/2	18 1/2	36
<b>Louisdale Stat. Bar Chair</b>	17 x 17	-	-	-	24 or 30	15	-
<b>Madison</b>	19 x 17	19 x 17	25 3/4	25 1/2	18	24 3/4	41
<b>Madison Stat. Bar Chairs</b>	19 x 17	-	-	-	24 or 30	21	-
<b>Madison Swivel Barstools</b>	19 x 17	-	-	-	24 or 30	21	-
<b>Marbury</b>	17 x 17	17 x 17	21	25	17 1/2	18 1/2	38
<b>Marbury Stat. Bar Chair</b>	17 x 17	-	-	-	24 or 30	15	-
<b>Mesa</b>	18 x 17	18 x 17	25 1/2	25 1/2	18	24	42
<b>Mesa Stat. Bar Chair</b>	18 x 17	-	-	-	24 or 30	21	-
<b>Mesa Swivel Barstools</b>	18 x 17	-	-	-	24 or 30	21	-
<b>Mill Valley</b>	19 x 17	19 x 17	25 3/4	25 1/2	18	25 1/2	42
<b>Mill Valley Stat. Bar Chair</b>	19 x 17	-	-	-	24 or 30	20	-
<b>Modesto</b>	18 x 17	21 x 17	25 1/2	25 1/2	18	25 1/4	42 1/2
<b>Modesto Stat. Bar Chairs</b>	18 x 17	-	-	-	24 or 30	18 1/2	-
<b>Modesto Swivel Barstools</b>	18 x 17	-	-	-	24 or 30	18 1/2	-

Style	Side Chair Seating Area	Arm Chair Seating Area	Overall Arm Width	Arm Height from Floor	Seat Height	Back Height from Seat	Back Height from Floor
<b>Neela Stat. Bar Chair</b>	16 1/2 x 13	-	-	-	24 or 30	-	-
<b>Niles</b>	20 x 16 1/2	-	-	-	18	19	36
<b>North Star</b>	18 1/4 x 15 1/2	-	-	-	18	19	36
<b>Olympia Swivel Barstool</b>	17 x 16	-	-	-	24 or 30	13	-
<b>Oxford</b>	18 1/4 x 15 1/2	-	-	-	18	19	36
<b>Palmer</b>	19 x 17	19 x 17	23 1/2	25 1/2	18	22	39 1/2
<b>Parkland</b>	19 x 17	19 x 17	25 3/4	25 1/2	18	24 3/4	41
<b>Parkland Stat. Bar Chairs</b>	19 x 17	-	-	-	24 or 30	21	-
<b>Parkland Swivel Barstools</b>	19 x 17	-	-	-	24 or 30	21	-
<b>Portage</b> <small>24" Base is 14 1/2" x 14 1/2" 30" Base is 16" x 16"</small>	18 1/2 x 11 1/2	-	-	-	24 or 30	-	-
<b>Regal</b>	18 1/4 x 15 1/2	-	-	-	18	19	36
<b>Roanoke</b>	20 1/2 x 18	-	-	-	18	24	41 1/2
<b>Roosevelt</b>	20 1/2 x 18	-	-	-	18	19	37
<b>Sawyer</b>	18 1/4 x 17 1/2	18 1/4 x 17 1/2	25	25 1/2	18	20 1/2	38
<b>Sinclair</b>	18 1/4 x 15 1/2	-	-	-	18	19	36
<b>Somerset</b>	19 x 17 1/2	19 x 17 1/2	25	25 1/2	18	20 3/4	38
<b>Somerset Stat. Bar Chair</b>	19 x 17 1/2	-	-	-	24 or 30	19 1/4	-
<b>Somerset Swivel Barstools</b>	19 x 17 1/2	-	-	-	24 or 30	19 1/4	-
<b>Spring Meadow Pressback</b>	17 1/2 x 16 1/2	17 x 16 1/2	25	25 3/4	17 1/2	21 3/4	37
<b>Spring Meadow Pressback Swivel Barstool</b>	17 1/2 x 16 1/2	17 x 16 1/2	-	-	24 or 30	21 3/4	-
<b>Tifton</b>	19 x 17	19 x 17	25 1/2	25 1/2	18	24	40 1/2
<b>Tifton Stat. Bar Chair</b>	19 x 17	-	-	-	24 or 30	20	-
<b>Tosky</b>	16 1/2 x 12 3/4	-	-	-	24 or 30	-	-

Style	Side Chair Seating Area	Arm Chair Seating Area	Overall Arm Width	Arm Height from Floor	Seat Height	Back Height from Seat	Back Height from Floor
<b>Vinson</b>	18 1/2 x 18	-	-	-	18	14 1/2	32
<b>Vinson Stat. Bar Chair</b>	18 1/2 x 18	-	-	-	24 or 30	11	-
<b>Vinson Swivel Bar Stool</b>	18 1/2 x 18	-	-	-	24 or 30	11	-
<b>Vintage Mission</b>	18 x 18	18 x 18	25 1/2	25 1/2	18	24 1/2	42 1/2
<b>Vintage Mission Stat. Bar Chair</b>	18 x 18	-	-	-	24 or 30	19	-
<b>Vintage Swivel Bar Stool</b>	18 x 18	-	-	-	24 or 30	19	-
<b>Waverton</b>	18 1/4 x 15 1/2	-	-	-	18	19	36
<b>Wescott</b>	20 1/2 x 18	18 x 18	23 1/2	25 1/2	18	21	37
<b>Wescott Stat. Bar Chair</b>	20 1/2 x 18	19 x 18	-	-	24 or 30	13	-
<b>Wilton</b>	18 1/2 x 16 1/2	-	-	-	18	13	30
<b>Winslow Barstool</b>	19 1/2 x 14	-	-	-	18, 24 or 30	-	-
<i>24" Base is 19" x 19"</i>							
<i>30" Base is 22" x 22"</i>							
<b>Wellbeck</b>	18 1/4 x 15 1/2	-	-	-	18	19	36
<b>Wellsburg</b>	19 x 17 1/2	19 x 17 1/2	24	25 1/2	18	24	41
<b>West Lake</b>	18 x 18	18 x 18	25 1/2	25 1/2	18	23 1/2	41 1/2
<b>West Lake Stat. Bar Chair</b>	18 x 18	-	-	-	24 or 30	19	-
<b>West Lake Swivel Bar Stool</b>	18 x 18	-	-	-	24 or 30	19	-
<b>Wyndlot Desk Chair</b>	21 1/2 x 19	18 1/2 x 18 1/2	24 1/2	24 1/2-29 1/2	17-22	24	42-47
<b>Yorktown</b>	18 3/4 x 18 3/4	18 3/4 x 18 3/4	25 1/2	25 1/2	18	25 1/2	42
<b>Yorktown Stat. Bar Chair</b>	18 3/4 x 18 3/4	-	-	-	24 or 30	19 1/2	-
<b>Yorktown Swivel Bar Stool</b>	18 3/4 x 18 3/4	-	-	-	24 or 30	19 1/2	-



R·H·YODER

[rhyoder.com](http://rhyoder.com)