

2023

J&R Woodworking

Quality Bedroom Furniture



J&R Woodworking

2023 Quality Bedroom Furniture

Special Promotion

FREE – One Hidden Drawer compartment per each 4 piece Bedroom Set as shown on information page.

To Qualify – Each store is required to display two or more 4 piece Bedroom Sets on their showroom floor.



The Hidden Drawer feature will fit into almost any piece, but for easier access, we recommend putting them into dressers or nightstands.

Notice of Product Changes:

- Look for the **NEW** – Introducing two styles for 2023: **Cottage** collection and **Vogen** collection
- **NEW** for 2023 – All room settings featured on pages 4 & 5
- **NEW** for 2023 – Quick Ship options have changed (see below)
- **NEW** for 2023 – New **Livewood** casegoods - no changes on the bed
- **NEW** for 2023 – Re-designed **Reno** collection
- **NEW** for 2023 – Re-designed **Stick Mission** casegoods - removed slats on sides
- **NEW** for 2023 – Special nightstand designed for CPAP machine - see details on page 6
- **NEW** for 2023 – Inside dimensions for sliding tops, hidden drawers, pop out rails, and jewelry drawers
- **NEW** for 2023 – Rustic plain sawn white oak available in selected styles



- **Quick Ship** available in 5 styles – Boulder Creek (Rustic Hickory or Oak), Empire (Brown Maple or Oak), Finland (Brown Maple or Oak), Houston (Rustic Rough Sawn Brown Maple), Lexington (Brown Maple)
- **Quick Ship** available with any hardware on our Hardware Board!
- **Quick Ship** available with any of our options, including sidemount, soft-close slides!

J&R Woodworking is “better because”

- Unsurpassed selection of pieces and all shown in color
- Easy to use catalog with lots of options
- Lots of pieces to choose from, which means less customizing
- Customizing your own pieces is not a problem
- Solid hardwood tops and sides
- 5/8" thick Wormy Maple drawer boxes have lots of character and rounded top edges
- Soft close hinges standard on all doors
- All tops below eye level (front two corners) will come slightly rounded *N/A on Heritage, Liberty, or Matison collections*
- Quick Ship with lots of options

Note: Furniture dimensions are the overall top sizes. Mirror dimensions are at the base of the mirror. All beds are built by Indian Trail Furniture.

Quality Bedroom Furniture by J&R Woodworking

exhibits the natural beauty of oak, cherry, maple, hickory, brown maple and distinctive quarter-sawn white oak the bedroom furniture you select will grace your home for generations to come. Designed and built with integrity, combining traditional methods and modern manufacturing processes we feel confident that you will cherish your selections from our many furniture styles.



Standard full extension slides and 5/8" dovetailed drawer boxes on all styles



Nightstand sliding top security tray (1 3/4" depth)



Jewelry drawer - left 7 9/16"w x 13 7/8"d x 1 1/8"h
Jewelry drawer - right 5 1/2"w x 13 7/8"d x 1 1/8"h



Hidden drawer compartment – a secret place for your valuables 5 7/8"w x 9 7/8"d x 1"h



Pop-out rail secret compartment (1 1/2" depth);
N/A on *Artesa, Chippewa Sleigh, Cascade, Old Classic Sleigh, or Sequoyah* collections



Optional Blum under-mount concealed slides with soft close (upcharge)



Jewelry slide-out behind mirror available in single or double




Standard soft close hinge on all doors

Appreciating nature's beauty –

Whether your preference is for "refined" oak, cherry, maple, brown maple, hickory, or quarter-sawn white oak, or for "rustic" cherry, hickory or something in between, you'll find just what your looking for.

Rustic Grade Hardwood Furniture Specifications:

- any color grade and defect is allowable
- unlimited cracks allowed
- open knots will not exceed 1" in diameter
- all tops will have major knots filled
- upcharge for filling all knots



J&R Woodworking respectfully reserves the right to make changes at any time to prices, materials, specifications, hardware, colors/finishes, models and to discontinue models without notice or obligation. Color reproductions are as close as photographic and print reproduction will allow. All woods and finishes show some degree of variation due to the natural characteristics of wood.



Artesa



Boulder Creek



Carlisle



Chippewa Sleigh



Cottage



Denver



Dumont



Empire



Finland



Flush Mission



Heidi



Heritage



4 Houston



Imperial



Ironwood



Kascade



Lexington



Liberty



Lincoln



Live Wood



Matison



Monarch



Old Classic Sleigh



Orewood



Reno



Shaker



Stick Mission



Timbra



Vandella



Vogen

CPAP cabinet – NEW



JRF-023-CP
CPAP cabinet
23½w 17d 50h

*NOTE: door will be hinged based
on which side of bed placement*



tray for hose
and mask

tray for machine
and water

Due to numerous requests to customize our standard nightstands to accommodate a CPAP machine, we designed a **NEW** standard piece that is functional and user-friendly. We did research directly with CPAP users. Here is a list of their original concerns and what they love about the new J&R Woodworking CPAP cabinet.

ORIGINAL CONCERNS:

- Daily time spent setting up & putting away machine
- Seeing a cluttered nightstand during the day
- Top of nightstand full and no room for other things
- Having to bend down twice a day to use machine
- No place to put hoses and water
- Machine is too low and cannot see screen

THINGS TO LOVE ABOUT J&R 023-CP:

- Easy access to on/off switch
- Cabinet hides everything when not in use
- Pull out tray for machine & water
- Pull out tray for hose & mask
- Machine tray above bed level, so screen is visible
- Holes in back for cord

Artesa

NEW – now available in rustic plain sawn white oak
Available in oak, maple, brown maple, cherry, gray elm, hickory, quarter sawn white oak, sap cherry, rustic cherry, rustic hickory and rustic quarter sawn white oak.

Artesa



ITA-038 Artesa Bed, queen size
shown in Rustic Cherry with CF924 Michael's Cherry stain
headboard is 58" tall; footboard is 32" tall



Standard Features

- 1" solid wood beveled tops and solid side panels
- Full extension drawer slides
- Solid wood tapered corner posts
- Flush drawers and doors
- Solid maple dovetailed drawer boxes
- Soft close door hinges on all doors
- Standard hardware: A-41 & A-42



Options

- **NO UPCHARGE** for any hardware choices on hardware board, except for A-70 & A-71
- Choose your own hardware (upcharge)
- For nightstand options, see nightstand page of Artesa collection
- Single or double jewelry slide-outs behind mirrors (upcharge)
- Blum under-mount concealed drawer slides with soft close (upcharge)
- Pop-out rail secret compartment **NOT AVAILABLE**

Artesa

Artesa



**BEST
SELLER**

JRA-030 Bev. Mirror
44w 3d 32¹/₂h

JRA-057 9 Dw. Dresser
62¹/₄w 22d 43³/₄h
Rustic Cherry • Michael's Cherry



JRA-030 Bev. Mirror
44w 3d 32¹/₂h

JRA-058 9 Dw. Dresser
62¹/₄w 22d 42³/₄h



JRA-046 Bev. Mirror
47¹/₂w 3d 38¹/₄h

JRA-059 7 Dw. Dresser
62¹/₄w 22d 34³/₄h



JRA-046 Bev. Mirror
47¹/₂w 3d 38¹/₄h

JRA-068 7 Dw. Dresser
69¹/₂w 22d 33¹/₄h



JRA-030 Bev. Mirror
44w 3d 32¹/₂h

JRA-069 9 Dw. Dresser
69¹/₂w 22d 43³/₄h



JRA-046 Bev. Mirror
47¹/₂w 3d 38¹/₄h

JRA-066 10 Dw. Dresser
69¹/₂w 22d 40h



JRA-030-1
Bev. Mirror
34w 3d 42¹/₂h

JRA-072
7 Dw. Dresser
75¹/₂w 22d 34³/₄h



JRA-047-1
Bev. Mirror
30w 3d 40h

JRA-051-1
4 Dw. Dresser
53¹/₄w 22d 37¹/₄h



Jewelry
Slide-out
Behind
Mirror



JRA-073 9 Dw. Dresser
75½w 22d 42¾h



JRA-047-2 Bev. Mirror
39¾w 33h



JRA-031 Bev. Mirror
60w 3d 32½h



JRA-040-2
4 Dw. Media Chest
open media space replaces
top 2 drawers of JRA-040
43½w 22d 53½h

JRA-061 4 Dw. Dresser
47¾w 18d 30h

JRA-016 Vanity Bench
16w 16d 20h
QSWO • Driftwood FC-11434



JRA-042 7 Dw. Chest
43w 22d 60h



JRA-035 5 Dw. Chest
35½w 22d 53½h



JRA-040 6 Dw. Chest
43w 22d 53½h



JRA-043 9 Dw. Chest
43w 22d 58¾h



JRA-056-3
Bev. Cheval Mirror
27w 18½d 66¾h



JRA-056
Bev. Jewelry Mirror
27w 18½d 66¾h



JRA-055
11 Dw. Double Chest
62¹/₄w 22d 53¹/₂h



JRA-051
His & Hers Chest
7 Dw., 2 Dr., 4 Shelves
53¹/₄w 22d 53¹/₂h



JRA-032-2
4 Dw. Media Chest
43w 18d 41¹/₄h



JRA-032
4 Dw. Child's Chest
43w 22d 34³/₄h



JRA-032-1
5 Dw. Child's Chest
43w 22d 41¹/₄h



JRA-062 Gentleman's Chest
6 Dw., 1 Dr., 2 Shelves
43w 22d 57h



JRA-024
6 Dw. Lingerie Chest
26⁵/₈w 22d 60h



JRA-023
5 Dw. Lingerie Chest
26⁵/₈w 22d 53¹/₂h

nightstand options



water tray



sliding top security tray (1 3/4" depth)



LED touch night light (N/A on 019)



power strip
2 outlets / 2 USB



JRA-019 1 Dw. Nightstand
19 1/2w 18 1/2d 29h



JRA-052 Chifferobe
4 Dw., 3 Dr., 5 Shelves
54 1/4w 23d 71 3/4h
Dbl. dr. op. 25 3/4w 18 1/2d 28h



JRA-021
3 Dw. Nightstand
25w 18d 29h



JRA-022
1 Dw., 1 Dr. Nightstand
25w 18d 29h



JRA-029 3 Dw. Nightstand
25w 18d 33h



JRA-029-2 2 Dw. Nightstand
25w 18d 33h



JRA-052-1
Sliding Door Chifferobe
5 Dw., 2 Dr., 4 Shelves
49w 23 1/2d 73h
Ru. Cherry • Michael's Cherry



JRA-044
Blanket Chest w/Cedar Bottom
44w 21d 25h



JRA-041-3 Armoire
3 Dw., 2 Dr., 2 Shelves
45w 25d 71³/₄h
Dbl. dr. op. 33¹/₂w 20¹/₂d 33¹/₄h



JRA-041 Armoire
2 Dw., 2 Dr., 2 Shelves
45w 25d 71³/₄h
Dbl. dr. op. 33¹/₂w 20¹/₂d 42h



JRA-039 Chest Armoire
6 Dw., 2 Dr., 1 Shelf
45w 23d 71³/₄h
Dbl. dr. op. 33¹/₂w 18¹/₂d 20³/₄h



JRA-050 Wardrobe Armoire
1 Dw., 2 Dr., 1 Clothes Rod & Shelf
49w 25d 71³/₄h
I.D.: 37¹/₂w 21d 52¹/₂h



all rods are adjustable

Boulder Creek

NEW – now available in rustic plain sawn white oak
 Available in oak, maple, brown maple, cherry, gray elm, hickory, quarter sawn white oak, sap cherry, rustic cherry, rustic hickory and rustic quarter sawn white oak.



Boulder Creek

ITBC-057 Boulder Creek Bed, queen size
 shown in Rustic Hickory with FC809 - Golden Harvest stain
 headboard 59" tall; footboard 31" tall



Standard Features

- 1" solid wood tops and solid wood bowed side panels
- Full extension drawer slides
- Beveled mirror
- Solid wood corner posts
- Black inlay strip below drawers
- Solid maple dovetailed drawer boxes
- Soft close door hinges on all doors
- Standard hardware: A-52 1" black round knob



Options

- NO UPCHARGE for any hardware choices on hardware board, except for A-70 & A-71
- Choose your own hardware (upcharge)
- For nightstand options, see nightstand page of Boulder Creek collection
- Pop-out rail secret compartment (upcharge)
- Single or double jewelry slide-outs behind mirrors (upcharge)
- Blum under-mount concealed drawer slides with soft close (upcharge)



Boulder Creek



JRBC-045
Bev. Mirror
50³/₄w 34¹/₂h
JRBC-074
9 Dw. Dresser
73w 22d 44h
Ru. Hickory • Golden Harvest



JRBC-031
Bev. Mirror
58³/₄w 1¹/₂d 34¹/₂h
JRBC-073
9 Dw. Dresser
73w 22d 43¹/₄h



JRBC-030 Bev. Mirror
42³/₄w 1¹/₂d 34¹/₂h
JRBC-067-1 9 Dw. Dresser
w/2 Jewelry Dw.
67w 22d 43¹/₄h



JRBC-030 Bev. Mirror
42³/₄w 1¹/₂d 34¹/₂h
JRBC-069 9 Dw. Dresser
67w 22d 44h
Ru. Hickory • Golden Harvest



JRBC-068
7 Dw. Dresser
67w 22d 36³/₄h



JRBC-072
7 Dw. Dresser
73w 22d 34¹/₄h



JRBC-045
Bev. Mirror
50³/₄w 34¹/₂h

JRBC-063
6 Dw. Dresser
67w 22d 40h
Ru. QSWO •
Asbury, burnished



JRBC-031
Bev. Mirror
58³/₄w 1¹/₂d 34¹/₂h

JRBC-066
10 Dw. Dresser
67w 22d 40h



JRBC-048
Bev. Mirror
42³/₄w 1¹/₂d 42¹/₂h

JRBC-067
7 Dw. Dresser
w/2 Jewelry Dw.
67w 22d 34¹/₄h

JRBC-030
Bev. Mirror
42³/₄w 1¹/₂d 34¹/₂h

JRBC-057
9 Dw. Dresser
60w 22d 44h
Ru. Hickory •
Golden Harvest



**BEST
SELLER**



JRBC-059-1-4
6 Dw. Dresser
60w 18d 34¹/₄h
Ru. Hickory • Golden Harvest

Jewelry
Slide-out
Behind
Mirror



Jewelry Drawer

Boulder Creek



JRBC-030
Bev. Mirror
42³/₄w 1¹/₂d 34¹/₂h

JRBC-057-1
6 Dw. Dresser
60w 22d 44h
Ru. Hickory • Golden Harvest



JRBC-030
Bev. Mirror
42³/₄w 1¹/₂d 34¹/₂h

JRBC-058
9 Dw. Dresser
60w 22d 43¹/₄h

JRBC-048
Bev. Mirror
42³/₄w 1¹/₂d 42¹/₂h

JRBC-059
7 Dw. Dresser
60w 22d 34³/₄h



JRBC-047-1
Bev. Mirror
28¹/₂w 1⁵/₈d 42¹/₂h

JRBC-051-1
4 Dw. Dresser
51w 22d 36³/₄h



JRBC-047-2 Bev. Mirror
28¹/₂w 35¹/₂h

JRBC-051-3-4 6 Dw. Dresser
51w 18d 36³/₄h
Ru. Cherry • Burnt Umber



JRBC-047-2
Bev. Mirror
28¹/₂w 35¹/₂h

JRBC-061
4 Dw. Vanity Dresser
46¹/₂w 18d 30h

JRBC-016
Vanity Bench
16w 16d 19h
Ru. Hickory • Tavern





JRBC-055
 11 Dw. Double Chest
 60w 22d 54³/₄h



JRBC-051
 His & Hers Chest
 7 Dw., 2 Dr., 4 Shelves
 51w 22d 54³/₄h
 Ru. QSW0 • Asbury, burnished



optional pop-out rail
 secret compartment
 (1¹/₂" depth)



JRBC-062-1 Door Chest
 2 Dw., 2 Dr., 2 Shelves
 41w 22d 54³/₄h
 Dbl. dr. op. 32¹/₂w 19d 23⁵/₈h
 Ru. Hickory • Golden Harvest



JRBC-042
 7 Dw. Chest
 41w 22d 58h

Boulder Creek



JRBC-037 7 Dw. Chest-on-Chest
39w 22d 57³/₄h



JRBC-043 9 Dw. Chest
41w 22d 57h



JRBC-040 6 Dw. Chest
41w 22d 54³/₄h
Ru. Hickory • Golden Harvest



JRBC-062 Gentleman's Chest
6 Dw., 1 Dr., 2 Shelves
41w 22d 54³/₄h



JRBC-040-2
4 Dw. Media Chest
41w 22d 54³/₄h



JRBC-038 Bev. Mirror
35¹/₂w 1¹/₂d 19¹/₄h



JRBC-036 4 Dw. Chest
41w 22d 51h
Ru. Hickory • Golden Harvest



JRBC-035
5 Dw. Chest
33¹/₄w 22d 54³/₄h



optional pop-out rail
secret compartment
(1½" depth)



JRBC-032-1
5 Dw. Child's Chest
41w 22d 41¾h



JRBC-032
4 Dw. Child's Chest
41w 22d 34¾h



JRBC-024
6 Dw. Lingerie Chest
24½w 22d 58h



JRBC-023
5 Dw. Lingerie Chest
24½w 22d 50¾h



JRBC-040-4 6 Dw. Chest
41w 18d 54¾h
Br. Maple • Rich Tobacco



JRBC-032-2 4 Dw. Media Chest
41w 18d 41¾h
Ru. Hickory • Golden Harvest



JRBC-035-1-4 4 Dw. Chest
33¾w 18d 43¾h
Ru. Cherry • Burnt Umber



JRBC-023-1-4 4 Dw. Chest
24½w 18d 43¾h
Ru. Hickory • Golden Harvest

Boulder Creek

nightstand options



water tray



sliding top security tray (1 3/4" depth)



LED touch night light (N/A on 019)



power strip
2 outlets / 2 USB



JRBC-027-3

3 Dw. Nightstand
30w 18d 34 1/2h

Ru. Hickory • Golden Harvest



JRBC-028-3

1 Dw., 2 Dr. Nightstand
30w 18d 34 1/2h

Ru. Hickory • Golden Harvest



JRBC-019-3

1 Dw. Nightstand
30w 19 1/2d 34 1/2h

Ru. QSWO • Asbury, burnished



JRBC-029-2

2 Dw. Nightstand
27 1/2w 18d 33h



JRBC-029

3 Dw. Nightstand
27 1/2w 18d 33h



JRBC-027

3 Dw. Nightstand
27 1/2w 18d 29 3/4h
shown w/opt. water tray



JRBC-028

1 Dw., 2 Dr. Nightstand
27 1/2w 18d 29 3/4h



JRBC-025

3 Dw. Nightstand
27 1/2w 18d 26h



JRBC-026

1 Dw., 2 Dr. Nightstand
27 1/2w 18d 26h



JRBC-019
1 Dw. Nightstand
22³/₄w 19¹/₂d 29³/₄h



JRBC-021
3 Dw. Nightstand
22³/₄w 18d 29³/₄h

**BEST
SELLER**



available with
optional
sliding top



JRBC-022
1 Dw., 1 Dr. Nightstand
22³/₄w 18d 29³/₄h



JRBC-019-4
1 Dw. Nightstand
18¹/₄w 17¹/₂d 29³/₄h
Ru. Cherry • Burnt Umber



JRBC-021-4
3 Dw. Nightstand
18¹/₄w 16d 29³/₄h
Ru. Hickory • Golden Harvest



JRBC-022-4
1 Dw., 1 Dr. Nightstand
18¹/₄w 16d 29³/₄h
Ru. Hickory • Golden Harvest



JRBC-056
Bev. Jewelry Mirror
27w 17d 66¹/₄h



JRBC-056-3
Bev. Cheval Mirror
27w 17d 66¹/₄h

Boulder Creek



JRBC-044-1
 Blanket Chest w/Cedar Bottom
 50w 21d 25³/₄h
 Br. Maple • Rich Tobacco



JRBC-044-4
 Blanket Chest w/Cedar Bottom
 36w 18d 18³/₄h
 Ru. Cherry • Burnt Umber



JRBC-044
 Blanket Chest w/Cedar Bottom
 44w 21d 21³/₄h



JRBC-052 Chifferobe
 4 Dw., 3 Dr., 5 Shelves
 53w 23d 71h
 Dbl. dr. op. 24³/₄w 19d 26h



JRBC-052-1
 Sliding Door Chifferobe
 5 Dw., 2 Dr., 4 Shelves
 47w 23d 71h



JRBC-041-3 Armoire
3 Dw., 2 Dr., 2 Shelves
43w 25d 71h
Dbl. dr. op. 32½w 21d 33¼h



JRBC-041 Armoire
2 Dw., 2 Dr., 2 Shelves
43w 25d 71h
Dbl. dr. op. 32½w 21d 41½h



JRBC-050 Wardrobe Armoire
1 Dw., 2 Dr., 1 Clothes Rod & Shelf
47w 25d 71h
I.D.: 36½w 21d 54h



all rods are adjustable



JRBC-039 Chest Armoire
6 Dw., 2 Dr., 1 Shelf
43w 23d 71h
Dbl. dr. op. 32½w 19d 18¾h
Ru. Hickory • Golden Harvest

Boulder Creek



JRBC-050-1 Wardrobe Armoire
2 Dw., 4 Dr., 2 Clothes Rod & Shelf
69w 25d 71h
Dbl. dr. op. 28 $\frac{1}{2}$ w 21d 52h
Ru. Hickory • Golden Harvest



all rods are adjustable



JRBC-053 2 Piece Mule Chest
9 Dw., 4 Dr., 6 Shelves
69w 23d 77h
Dbl. dr. op. 27 $\frac{3}{4}$ w 19 $\frac{1}{4}$ d 31 $\frac{1}{2}$ h



JRBC-054 Deluxe (2 Piece) Mule Chest
8 Dw., 4 Dr., 6 Shelves
77w 25d 77h
Dbl. dr. op. 31 $\frac{1}{4}$ w 23d 36 $\frac{1}{2}$ h



JRBC-054 Deluxe (2 Piece) Mule Chest
8 Dw., 4 Dr., 6 Shelves
77w 25d 77h
Dbl. dr. op. 31 $\frac{1}{4}$ w 23d 36 $\frac{1}{2}$ h
shown w/opt. glass doors
Ru. QSWO • Asbury, burnished

Carlisle

NEW – now available in rustic plain sawn white oak
 Available in oak, maple, brown maple, cherry, gray elm, hickory, quarter sawn white oak, sap cherry, rustic cherry, rustic hickory and rustic quarter sawn white oak.



ITTM-035 Trimble Bed, queen size
 shown in Oak with Earthtone stain
 headboard 52" tall, footboard 20" tall



Standard Features

- 1" solid wood tops with rounded edge and corners
- Full extension drawer slides
- 3/4" solid wood sides with splayed legs
- Slightly raised flush drawer fronts
- High arched doors and base
- Beveled mirrors
- Solid maple dovetailed drawer boxes
- Soft close door hinges on all doors
- Standard hardware: A-55 1 1/2" round wood knobs



Options

- NO UPCHARGE for any hardware choices on hardware board, except for A-70 & A-71
- Choose your own hardware (upcharge)
- For nightstand options, see nightstand page of Carlisle collection
- Pop-out rail secret compartment (upcharge)
- Single or double jewelry slide-outs behind mirrors (upcharge)
- Blum under-mount concealed drawer slides with soft close (upcharge)



ITC-078 Carlisle Bed
 headboard 53" tall
 footboard 26" tall
 Oak • Earthtone

Carlisle



JRC-030 Bev. Crown Mirror
43½w 36¾h

JRC-066 10 Dw. Dresser
66w 21½d 42¾h



JRC-048 Bev. Crown Mirror
43½w 44¾h

JRC-059 7 Dw. Dresser
59w 21½d 36½h



JRC-031 Bev. Crown Mirror
59w 36¾h

JRC-073 9 Dw. Dresser
72w 21½d 45½h



JRC-048 Bev. Crown Mirror
43½w 44¾h

JRC-072 7 Dw. Dresser
72w 21½d 36½h



JRC-031 Bev. Crown Mirror
59w 36¾h

JRC-069 9 Dw. Mule Dresser
66w 21½d 46¾h



JRC-048 Bev. Crown Mirror
43½w 44¾h

JRC-068 7 Dw. Dresser
66w 21½d 34½h



Jewelry
Slide-out
Behind
Mirror



Jewelry Drawer

JRC-048
Bev. Crown Mirror
43½w 44¾h

JRC-067
7 Dw. Dresser
w/ 2 Jewelry Dw.
66w 21½d 35¾h



JRC-030
Bev. Crown Mirror
43½w 36¾h

JRC-057
9 Dw. Dresser
59w 21½d 46¾h
Oak • Earthtone





JRC-030 Bev. Crown Mirror
43½w 36¾h

JRC-058 9 Dw. Mule Dresser
59w 21½d 45½h



JRC-049-1 Bev. Mirror
29w 38h

JRC-061 4 Dw. Vanity Dresser
45w 17d 33h

JRC-016 Vanity Bench
16w 16d 20h
Ru. Cherry • Michael's Cherry



JRC-049-1 Bev. Mirror
29¾w 2¾d 38h

JRC-051-1 4 Dw. Dresser
50w 21½d 39¾h



JRC-067-1 9 Dw. Dresser w/2 Jewelry Dw.
66w 21½d 45½h



JRC-038 Bev. Crown Mirror
36¾w 21¼h



optional pop-out rail
secret compartment
(1½" depth)



JRC-051 His & Hers Chest
7 Dw., 2 Dr., 4 Shelves
50w 21½d 57¾h



JRC-035 5 Dw. Chest
32½w 21½d 57¾h



JRC-040 6 Dw. Chest
40w 21½d 57¾h

**BEST
SELLER**



JRC-042 7 Dw. Chest
40w 21½d 60¾h



JRC-037
7 Dw. Chest-on-Chest
37½w 21½d 60h



JRC-043
9 Dw. Chest
40w 21½d 59¼h



JRC-040-2
4 Dw. Media Chest
40w 21¼d 57¼h



optional pop-out rail
secret compartment
(1½" depth)



JRC-023 5 Dw. Lingerie Chest
23½w 21½d 53¼h



JRC-024 6 Dw. Lingerie Chest
23½w 21½d 60½h



JRC-055 11 Dw. Double Chest
59w 21½d 57¼h



JRC-032-2
4 Dw. Media Chest
40w 17 $\frac{1}{4}$ d 44h



JRC-032-1
5 Dw. Child's Chest
40w 21 $\frac{1}{2}$ d 44h



JRC-032
4 Dw. Child's Chest
40w 21 $\frac{1}{2}$ d 36 $\frac{1}{2}$ h



JRC-056
Bev. Jewelry Mirror
25 $\frac{3}{4}$ w 17d 66 $\frac{1}{2}$ h



JRC-044
Blanket Chest w/Cedar Bottom
44w 21 $\frac{1}{2}$ d 22 $\frac{1}{2}$ h



JRC-036
4 Dw. Chest
40w 21 $\frac{1}{2}$ d 53 $\frac{3}{4}$ h
Oak • Earthtone



JRC-056-3
Bev. Cheval Mirror
25 $\frac{3}{4}$ w 17d 66 $\frac{1}{2}$ h



JRC-062
Gentleman's Chest
6 Dw., 1 Dr., 2 Shelves
40w 21 $\frac{1}{2}$ d 57h

nightstand options



water tray



sliding top security tray (1¾" depth)



LED touch night light (N/A on 019)



power strip
2 outlets / 2 USB



JRC-019 1 Dw. Nightstand
21½w 19d 31¾h



JRC-021 3 Dw. Nightstand
21w 17¼d 31¾h
Oak • Earthtone



JRC-022 1 Dw., 1 Dr. Nightstand
21w 17¼d 31¾h



JRC-025
3 Dw. Nightstand
26w 17¼d 28¾h



JRC-026
1 Dw., 2 Dr. Nightstand
26w 17¼d 28¾h



JRC-027
3 Dw. Nightstand
26w 17¼d 31¾h



JRC-028
1 Dw., 2 Dr. Nightstand
26w 17¼d 31¾h



JRC-029
3 Dw. Nightstand
26w 17¼d 36¾h



JRC-029-2
2 Dw. Nightstand
26w 17¼d 36¾h



JRC-039 Chest Armoire
6 Dw., 2 Dr., 1 Shelf
44⁵/₈w 23³/₄d 74¹/₂h
Dbl. dr. op. 32¹/₂w 18¹/₂d 18³/₄h



JRC-052-1 Sliding Door Chifferobe
5 Dw., 2 Dr., 4 Shelves
47¹/₂w 23³/₄d 74¹/₂h
Ru. QSW0 • Dark Knight



JRC-041-3 Armoire
3 Dw., 2 Dr., 2 Shelves
44⁵/₈w 25¹/₂d 74¹/₂h
Dbl. dr. op. 32¹/₂w 20¹/₂d 33¹/₄h



JRC-041 Armoire
2 Dw., 2 Dr., 2 Shelves
44⁵/₈w 25¹/₂d 74¹/₂h
Dbl. dr. op. 32¹/₂w 20¹/₂d 41¹/₂h

Carlisle



JRC-052 Chifferobe
4 Dw., 3 Dr., 5 Shelves
54½w 23¾d 74½h
Dbl. dr. op. 24¾w 18½d 26h



JRC-050 Wardrobe Armoire
1 Dw., 2 Dr., 1 Clothes Rod & Shelf
48½w 25½d 74½h
I.D.: 38½w 20½d 56h



all rods are adjustable



JRC-053
Mule Chest (2 piece)
9 Dw., 4 Dr., 6 Shelves
70½w 23¾d 81¼h
Dbl. dr. op. 27¾w 18½d 31½h



JRC-054
Deluxe Mule Chest (2 piece)
8 Dw., 4 Dr., 6 Shelves
78¾w 25½d 81¼h
Dbl. dr. op. 31¼w 20½d 36½h

Chippewa Sleigh

NEW – now available in rustic plain sawn white oak
 Available in oak, maple, brown maple, cherry, gray elm, hickory, quarter sawn white oak, sap cherry, rustic cherry, rustic hickory and rustic quarter sawn white oak.



ITCS-026 Chippewa Sleigh Bed, queen size
 shown in Oak with Vintage Antique stain
 headboard 52" tall, footboard 25" tall



Standard Features

- 1" solid wood tops and side panels
- Full extension drawer slides
- All doors and drawers are flush
- Rounded top drawer fronts
- Solid maple dovetailed drawer boxes
- Beveled mirrors
- Soft close door hinges on all doors
- Standard hardware: A-53 1 3/4" wood knob and A-54 1 1/8" wood knob



Options

- NO UPCHARGE for any hardware choices on hardware board, except for A-70 & A-71
- Choose your own hardware (upcharge)
- For nightstand options, see nightstand page of Chippewa Sleigh collection
- Blum under-mount concealed drawer slides with soft close (upcharge)
- Jewelry slide-outs behind swinging mirrors NOT AVAILABLE
- Pop-out rail secret compartment NOT AVAILABLE

Chippewa Sleigh



JRO-030 Bev. Mirror
41w 37h
JRCS-058 9 Dw. Dresser
58w 20½d 42h



JRCS-048-3
Bev. Mirror w/3 Dw.
38½w 8d 37h
JRCS-069 9 Dw. Dresser
65w 20½d 42h



JRCS-030-2
Bev. Mirror w/2 Dw.
31¼w 8d 39h
JRCS-051-1 4 Dw. Dresser
49w 20½d 33¾h



JRO-038 Bev. Mirror
38½w 20h
JRCS-051 His & Hers Chest
10 Dw., 2 Dr., 4 Shelves
49w 20½d 53½h



JRO-030-3 Mirror w/3 Dw.
38w 8d 37½h
JRCS-059 7 Dw. Dresser
58w 20½d 33¾h



JRO-030-1 Bev. Mirror
34w 37½h
JRCS-061 4 Dw. Vanity Dresser
43w 17d 29½h
JRCS-016 Vanity Bench
16w 16d 20h
Ru. QSWO • Asbury



JRCS-055
11 Dw. Double Chest
58w 20½d 53½h



JRCS-068 7 Dw. Dresser
65w 20½d 33¾h



JRCS-042 7 Dw. Chest
41¹/₄w 20¹/₂d 53¹/₂h



JRCS-023 5 Dw. Lingerie Chest
22¹/₄w 20¹/₂d 53¹/₂h



JRCS-024 6 Dw. Lingerie Chest
22¹/₄w 20¹/₂d 53¹/₂h



JRCS-040 6 Dw. Chest
37³/₄w 20¹/₂d 53¹/₂h



JRCS-035 5 Dw. Chest
31¹/₄w 20¹/₂d 53¹/₂h



JRCS-062 Gentleman's Chest
7 Dw., 1 Dr., 2 Shelves
41¹/₄w 20¹/₂d 53¹/₂h



JRCS-032-2 3 Dw. Media Chest
41¹/₄w 17d 42h



JRCS-032 5 Dw. Child's Chest
41¹/₄w 20¹/₂d 33³/₄h



JRCS-032-1 6 Dw. Child's Chest
41¹/₄w 20¹/₂d 42h

Chippewa Sleigh



JRCS-044
Blanket Chest w/Cedar Bottom
48¾w 21d 26¼h



JRCS-056
Bev. Jewelry Mirror
26w 22d 61h



JRCS-056-3
Bev. Cheval Mirror
26w 22d 61h

nightstand options



water tray



sliding top security tray (1¾" depth)



LED touch night light (N/A on 019)



power strip
2 outlets / 2 USB



JRCS-028
1 Dw., 2 Dr. Nightstand
25¼w 17d 29h



JRCS-021
3 Dw. Nightstand
20½w 17d 29h



JRCS-022
1 Dw., 1 Dr. Nightstand
20½w 17d 29h



JRCS-019
1 Dw. Nightstand
20½w 18d 29h



JRCS-027
3 Dw. Nightstand
25¼w 17d 29h



JRCS-029-2
2 Dw. Nightstand
25¼w 17d 33¾h



JRCS-029
3 Dw. Nightstand
25¼w 17d 33¾h



JRCS-052-1
 Sliding Door Chifferobe
 5 Dw., 2 Dr., 4 Shelves
 42w 20½d 76¾h
 QSW0 • Michael's Cherry



JRCS-052 Chifferobe
 4 Dw., 3 Dr., 5 Shelves
 48w 20½d 74¼h
 Dbl. dr. op. 25¾w 16½d 26h



JRCS-041-3 Armoire (2 piece)
 5 Dw., 2 Dr., 2 Shelves
 37¾w 23½d 78¼h
 Dbl. dr. op. 30½w 20d 27½h



JRCS-041 Armoire (2 Piece)
 4 Dw., 2 Dr., 2 Shelves
 41¾w 23½d 79½h
 Dbl. dr. op. 34w 19¾d 37½h

Chippewa Sleigh



all rods are adjustable



JRCS-050 Wardrobe Armoire
2 Dr., 2 Shelves, 1 Rod
43w 22¹/₂d 74³/₄h
I.D.: 38¹/₂w 19d 64h



JRCS-039 Chest Armoire (2 piece)
5 Dw., 2 Dr., 1 Shelf
37³/₄w 21¹/₂d 70h
Dbl. dr. op. 30¹/₂w 17³/₄d 19¹/₂h



JRCS-054 Deluxe Mule Chest (2 piece)
10 Dw., 4 Dr., 6 Shelves
73w 23¹/₂d 79¹/₂h
Dbl. dr. op. 32w 19³/₄d 37h



JRCS-053 Mule Chest (2 piece)
9 Dw., 4 Dr., 6 Shelves
65w 21¹/₂d 78¹/₄h
Dbl. dr. op. 29w 17³/₄d 27³/₄h

Cottage – NEW

Available in oak, maple, brown maple, cherry, gray elm, hickory, quarter sawn white oak, sap cherry, rustic cherry, rustic hickory and rustic quarter sawn white oak.



ITCT-027 Cottage Bed, king size
shown in Oak with Old Museum stain
bed posts are 6" x 6"; headboard 76" tall, footboard 29" tall



Standard Features

- 1 $\frac{3}{4}$ " solid wood tops
- 3" square posts
- Full extension drawer slides
- Beveled mirror
- Solid wood corner posts
- Solid maple dovetailed drawer boxes
- Soft close door hinges on all doors
- Standard hardware: A-20, A-50



Options

- NO UPCHARGE for any hardware choices on hardware board, except for A-70 & A-71
- Choose your own hardware (upcharge)
- For nightstand options, see nightstand page of Cottage collection
- Pop-out rail secret compartment (upcharge)
- Single or double jewelry slide-outs behind mirrors (upcharge)
- Blum under-mount concealed drawer slides with soft close (upcharge)

ALL NEW FOR 2023

JRCT-030

Mirror
42½w 32¼h

JRCT-057

9 Dw. Dresser
61w 21¾d 43¾h
Oak • Old Museum



JRCT-046

Mirror
46w 38h

JRCT-059

7 Dw. Dresser
61w 21¾d 33¾h
Br. Maple • Old Museum



optional pop-out rail
secret compartment
(1½" depth)



JRCT-040

6 Dw. Chest
42w 21¾d 54¾h
Oak • Old Museum



JRCT-035

4 Dw. Chest
34½w 21¾d 54¾h
Br. Maple • Old Museum

nightstand options



water tray



sliding top security
tray (1¾" depth)



LED touch night
light (N/A on 019)



power strip
2 outlets / 2 USB

JRCT-022

1 Dw.,
1 Dr. Nightstand
23½w 17d 28½h
Br. Maple •
Old Museum



JRCT-029-2

2 Dw. Nightstand
23½w 17d 31½h
Oak • Old Museum

Denver

NEW – now available in rustic plain sawn white oak
Available in oak, maple, brown maple, cherry, gray elm, hickory, quarter sawn white oak, sap cherry, rustic cherry, rustic hickory, rustic rough sawn brown maple and rustic quarter sawn white oak.

Denver



ITDV-087 Denver Bed, queen size
shown in Rustic Hickory with Earthtone stain
headboard 60" tall, footboard 16" tall



Standard Features

- 1" solid wood tops
- 3/4" solid side panels
- Full extension drawer slides
- Solid maple dovetailed drawer boxes
- Beveled mirrors
- Soft close door hinges on all doors
- Standard hardware: A-48



Options

- **NO UPCHARGE** for any hardware choices on hardware board, except for A-70 & A-71
- Choose your own hardware (upcharge)
- For nightstand options, see nightstand page of Denver collection
- Pop-out rail secret compartment (upcharge)
- Single or double jewelry slide-outs behind mirrors (upcharge)
- Blum under-mount concealed drawer slides with soft close (upcharge)

Denver

Denver



JRDV-046 Bev. Mirror
47³/₄w 2³/₄d 39¹/₄h

JRDV-059-1 6 Dw. Dresser
59w 21d 32¹/₄h
Ru. Cherry • Burnt Umber



JRDV-030 Bev. Mirror
44¹/₄w 2³/₄d 33³/₄h

JRDV-057 9 Dw. Dresser
59w 21d 42h
Ru. Rough Sawn Br: Maple • Almond



JRDV-047-1 Bev. Mirror
30w 2³/₄d 41¹/₄h

JRDV-051-1 4 Dw. Dresser
50w 21d 34¹/₂h
Br: Maple • Briar



JRDV-030 Bev. Mirror
44¹/₄w 2³/₄d 33³/₄h

JRDV-057-4 9 Dw. Dresser
59w 17d 42h
Ru. Rough Sawn Br: Maple • Almond



JRDV-067-1
9 Dw. Dresser w/ 2 Jewelry Dw.
66w 21d 41¹/₄h
Oak • Earthtone



JRDV-046 Bev. Mirror
47³/₄w 2³/₄d 39¹/₄h

JRDV-067 7 Dw. Dresser w/ 2 Jewelry Dw.
66w 21d 32¹/₄h
Oak • Earthtone



JRDV-047-2
Bev. Mirror
30w 2³/₄d 34¹/₄h

JRDV-051-3
6 Dw. Dresser
50w 21d 34¹/₂h
Ru. Hickory • Earthtone



JRDV-045
Bev. Mirror
52¹/₄w 2³/₄d 33³/₄h

JRDV-063
6 Dw. Dresser
66w 21d 38³/₄h
Ru. Cherry • Burnt Umber



JRDV-047-2
Bev. Mirror
30w 2³/₄d 34¹/₄h

JRDV-061
4 Dw. Vanity Dresser
44w 17d 28¹/₂h

JRDV-016
Vanity Bench
16w 16d 20h
Br: Maple • Onyx



JRDV-062 Gentleman's Chest
6 Dw., 1 Dr., 2 Shelves
40w 21d 52¹/₂h
Oak • Earthtone



JRDV-040 6 Dw. Chest
40w 21d 52¹/₂h
Ru. Rough Sawn Br. Maple • Almond



JRDV-036 4 Dw. Chest
40w 21d 48¹/₂h
Ru. Cherry • Burnt Umber



JRDV-040-4
6 Dw. Chest
40w 17d 52¹/₂h
Ru. Rough Sawn
Br. Maple • Almond



JRDV-032-1 5 Dw. Child's Chest
40w 21d 39¹/₄h
Ru. Hickory • Earthtone



JRDV-032-2 4 Dw. Media Chest
40w 17d 39¹/₄h
Br. Maple • Briar



optional pop-out rail
secret compartment
(1¹/₂" depth)



JRDV-021
3 Dr. Nightstand
20w 17d 27¹/₂h
Br. Maple • Briar



JRDV-022
1 Dw., 1 Dr. Nightstand
20w 17d 27¹/₂h
Ru. Cherry • Burnt Umber



JRDV-019
1 Dw. Open Nightstand
21³/₄w 18³/₄d 27¹/₂h
Ru. Hickory • Earthtone

nightstand options



water tray



LED touch night
light (N/A on **019**)



power strip
2 outlets / 2 USB



sliding top security
tray (1³/₄" depth)



JRDV-035 5 Dw. Chest
32¹/₂w 21d 52¹/₂h
Ru. Cherry • Burnt Umber



JRDV-027
3 Dr. Nightstand
24¹/₂w 17d 27¹/₂h
Ru. Cherry • Burnt Umber



JRDV-021-1-4
3 Dr. Nightstand
20w 15d 27¹/₂h
Ru. Rough Sawn
Br. Maple • Almond



JRDV-029-2
2 Dr. Nightstand
24¹/₂w 17d 30¹/₄h
Oak • Earthtone

Denver



JRDV-056
Bev. Jewelry Mirror
26w 17d 68h



JRDV-052 Chifferobe
4 Dw., 3 Dr., 5 Shelves
50w 21d 68³/₄h
Dbl. dr. op. 24³/₄w 19d 26h
Ru. Cherry • Burnt Umber



JRDV-052-1
Sliding Door Chifferobe
5 Dw., 2 Dr., 4 Shelves
44w 21d 68³/₄h
Ru. Hickory • Limed Oak



JRDV-056-3
Bev. Cheval Mirror
26w 17d 68h
Ru. Hickory • Asbury



JRDV-041 Armoire
2 Dw., 2 Dr., 2 Shelves
40w 23d 69h Dbl. dr. op. 32¹/₂w 20¹/₂d 41¹/₂h
Oak • Earthtone



JRDV-041-3 Armoire
3 Dw., 2 Dr., 2 Shelves
40w 23d 69h Dbl. dr. op. 32¹/₂w 20¹/₂d 33¹/₄h
Oak • Earthtone

Dumont

Available in rustic rough sawn brown maple only.



Dumont

ITD-069 Dumont Bed, queen size shown in Rustic Sawn Brown Maple with Almond stain headboard is 53 $\frac{1}{4}$ " tall; footboard is 24" tall



Standard Features

- 1 $\frac{3}{4}$ " solid wood tops
- $\frac{3}{4}$ " solid side panels
- All doors and drawers are flush
- Solid maple dovetailed drawer boxes
- Bevel mirrors
- Full extension drawer slides
- Soft close hinges on all doors
- Standard hardware: A-27 & A-28



Options

- NO UPCHARGE for any hardware choices on hardware board, except for A-70 & A-71
- Choose your own hardware (upcharge)
- For nightstand options, see nightstand page
- Pop-out rail secret compartment (upcharge)
- Single or double jewelry slide-outs behind mirrors (upcharge)
- Blum under-mount concealed drawer slides with soft close (upcharge)

Dumont

Dumont



JRD-030 Bev. Mirror
42¹/₂w 1³/₄d 32¹/₄h

JRD-058 9 Dw. Dresser
59w 21d 42³/₄h
Ru. Rough Sawn Br. Maple •
Almond



JRD-046 Bev. Mirror
46w 1³/₄d 37³/₄h

JRD-068 7 Dw. Dresser
66w 21d 32¹/₂h
Ru. Rough Sawn Br. Maple •
Almond



JRD-045 Bev. Mirror
50¹/₂w 1³/₄d 32¹/₄h

JRD-069 9 Dw. Dresser
66w 21d 43³/₄h
Ru. Rough Sawn Br. Maple •
Antique Slate



JRD-045 Bev. Mirror
50¹/₂w 1³/₄d 32¹/₄h

JRD-063 6 Dw. Dresser
66w 21d 40h
Ru. Rough Sawn Br. Maple • Almond



JRD-046 Bev. Mirror
46w 1³/₄d 37³/₄h

JRD-072 7 Dw. Dresser
72w 21d 34h
Ru. Rough Sawn Br. Maple • Almond



JRD-073 9 Dw. Dresser
72w 21d 42³/₄h
Ru. Rough Sawn Br. Maple • Almond



JRD-051-2
2 Dw. Media Chest
50w 17d 36¹/₂h
Ru. Rough Sawn Br. Maple • Almond



JRD-030 Bev. Mirror
42¹/₂w 1³/₄d 32¹/₄h

JRD-057 9 Dw. Dresser
59w 21d 43³/₄h
Ru. Rough Sawn Br. Maple • Almond



optional pop-out rail
secret compartment
(1¹/₂" depth)



JRD-047-1 Bev. Mirror
28¹/₄w 1³/₄d 39³/₄h

JRD-051-1 4 Dw. Dresser
50w 21d 36¹/₂h
Ru. Rough Sawn Br. Maple • Vintage Antique

Dumont



JRD-040 6 Dw. Chest
40w 21d 54½h
Ru. Rough Sawn Br. Maple • Almond

**BEST
SELLER**



JRD-035 5 Dw. Chest
32½w 21d 54½h
Ru. Rough Sawn Br. Maple • Almond



JRD-036 4 Dw. Chest
40w 21d 50¾h
Ru. Rough Sawn Br. Maple • Almond



JRD-044
Blanket Chest w/Cedar Bottom
44w 21d 21½h
Ru. Rough Sawn Br. Maple • Almond

**BEST
SELLER**



JRD-044-1
Blanket Chest w/Cedar Bottom
50w 21d 25½h
Ru. Rough Sawn Br. Maple • Almond



JRD-062 Gentleman's Chest
6 Dw., 1 Dr., 2 Shelves
40w 21d 54½h
Ru. Rough Sawn Br. Maple • Almond



optional pop-out rail
secret compartment
(1½" depth)



JRD-055 11 Dw. Double Chest
59w 21d 54½h
Ru. Rough Sawn Br. Maple •
Antique Slate



JRD-019 1 Dw. Nightstand
21³/₄w 18³/₄d 29¹/₄h
Ru. Rough Sawn Br. Maple •
Vintage Antique



JRD-027 3 Dw. Nightstand
25w 17d 29¹/₄h
Ru. Rough Sawn Br. Maple • Almond



JRD-028 1 Dw. Nightstand
25w 17d 29¹/₄h
Ru. Rough Sawn Br. Maple • Almond



**BEST
SELLER**

JRD-021 3 Dw. Nightstand
20w 17d 29¹/₄h
Ru. Rough Sawn Br. Maple • Almond



JRD-022 1 Dw., 1 Dr. Nightstand
20w 17d 29¹/₄h
Ru. Rough Sawn Br. Maple • Almond



JRD-029-2 2 Dw. Nightstand
25w 17d 32¹/₂h
Ru. Rough Sawn Br. Maple •
Antique Slate



JRD-029-3 3 Dw. Nightstand
30w 17d 32¹/₂h
Ru. Rough Sawn Br. Maple • Almond

nightstand options



water tray



sliding top security
tray (1³/₄" depth)



LED touch night
light (N/A on **019**)



power strip
2 outlets / 2 USB



JRD-051 His & Hers Chest
7 Dw., 2 Dr., 4 Shelves
50w 21d 54¹/₂h
Ru. Rough Sawn Br. Maple • Almond



JRD-056
Bev. Jewelry Mirror
26w 17d 66h



JRD-056-3
Bev. Cheval Mirror
26w 17d 66h

Dumont



JRD-039 Chest Armoire
6 Dw., 2 Dr., 1 Shelf
40w 21d 71h
Dbl. dr. op. 32 $\frac{1}{2}$ w 19d 18 $\frac{3}{4}$ h
Ru. Rough Sawn Br. Maple •
Vintage Antique



JRD-052-1 Sliding Door Chifferobe
5 Dw., 2 Dr., 4 Shelves
44w 21d 71h
Ru. Rough Sawn Br. Maple • Almond



JRD-041-3 Armoire
3 Dw., 2 Dr., 2 Shelves
40w 23d 71h
Dbl. dr. op. 32 $\frac{1}{2}$ w 20 $\frac{1}{2}$ d 33 $\frac{1}{4}$ h
Ru. Rough Sawn Br. Maple • Almond



JRD-041 Armoire
2 Dw., 2 Dr., 2 Shelves
40w 23d 71h
Dbl. dr. op. 32 $\frac{1}{2}$ w 20 $\frac{3}{4}$ d 41 $\frac{1}{2}$ h
Ru. Rough Sawn Br. Maple • Almond



JRD-050 Wardrobe Armoire
1 Dw., 2 Dr., 1 Clothes Rod & Shelf
44w 23d 71h
I.D.: 36 $\frac{1}{2}$ w 21d 55 $\frac{1}{2}$ h
Ru. Rough Sawn Br. Maple • Almond



all rods are adjustable

Empire

NEW – now available in rustic plain sawn white oak
 Available in oak, maple, brown maple, cherry, gray elm, hickory, quarter sawn white oak, sap cherry, rustic cherry, rustic hickory and rustic quarter sawn white oak.



ITE-080 Empire Bed, king size
 shown in Brown Maple with Onyx stain
 headboard 70" tall; footboard 37" tall



Brown Maple
 or Oak

Standard Features

- 1" solid wood tops
- 3" solid wood posts
- Solid wood inset end panels
- All doors and drawers are flush
- Solid maple dovetailed drawer boxes
- Dental molding
- Beveled mirrors
- Full extension drawer slides
- Soft close door hinges on all doors
- Standard hardware: A-31 & A-32



Room setting
 shown with A-23
 hardware

Options

- NO UPCHARGE for any hardware choices on hardware board, except for A-70 & A-71
- Choose your own hardware (upcharge)
- For nightstand options, see nightstand page of Empire collection
- Pop-out rail secret compartment (upcharge)
- Single or double jewelry slide-outs behind mirrors (upcharge)
- Blum under-mount concealed drawer slides with soft close (upcharge)

Empire



JRE-030 Bev. Square Post Crown Mirror
46½w 4d 34¾h

JRE-069 9 Dw. Mule Dresser
71w 23d 48¾h



JRE-030 Bev. Square Post Crown Mirror
46½w 4d 34¾h

JRE-057 9 Dw. Dresser
64w 23d 48¾h



JRE-046 Bev. Square Post Crown Mirror
50w 4d 40¾h

JRE-059 7 Dw. Dresser
64w 23d 40h



JRE-031
Bev. Square Post Crown Mirror
62¾w 4d 34¾h

JRE-066 10 Dw. Dresser
71w 23d 44¾h
Br: Maple • Onyx

**BEST
SELLER**



JRE-047-1 Bev. Mirror
32¾w 4d 42¾h

JRE-051-1 4 Dw. Dresser
55w 23d 41h



JRE-030 Bev. Square Post Crown Mirror
46½w 4d 34¾h

JRE-058 9 Dw. Dresser
64w 23d 47¾h



JRE-046
Bev. Square Post Crown Mirror
50w 4d 40¾h

JRE-067
7 Dw. Dresser w/2 Jewelry Dw.
71w 23d 38h



JRE-031
Bev. Square Post Crown Mirror
62¾w 4d 34¾h

JRE-067-1
9 Dw. Dresser w/2 Jewelry Dw.
71w 23d 47¾h



Jewelry
Slide-out
Behind
Mirror



Jewelry Drawer



JRE-047-2 Bev. Mirror
32¼w 35¼h

JRE-061 4 Dw. Vanity Dresser
50½w 19d 31½h

JRE-016 Vanity Bench
16w 16d 20h
Br. Maple • Rich Tobacco



optional pop-out rail
secret compartment
(1½" depth)



JRE-051-2
2 Dw. Media Chest
55w 19d 41h
Br. Maple • Rich Tobacco



JRE-040
6 Dw. Chest
45w 23d 58¾h



JRE-032
4 Dw. Child's Chest
45w 23d 38h



JRE-032-1
5 Dw. Child's Chest
45w 23d 45¾h



JRE-040-2
4 Dw. Media Chest
45w 23d 58¾h



JRE-032-2
4 Dw. Media Chest
45w 19d 45¾h



JRE-055 11 Dw. Double Chest
64w 23d 58¾h



JRE-035 5 Dw. Chest
37½w 23d 58¾h



JRE-043
9 Dw. Chest
45w 23d 61h
Br. Maple • Onyx





JRE-062 Gentleman's Chest
6 Dw., 1 Dr., 2 Shelves
45w 23d 58¾h



JRE-024
6 Dw. Lingerie Chest
28½w 23d 62¼h



JRE-023
5 Dw. Lingerie Chest
28½w 23d 54¾h



JRE-042
7 Dw. Chest
45w 23d 62¼h



optional pop-out rail
secret compartment
(1½" depth)

JRE-044
Blanket Chest w/Cedar Bottom
44w 21d 21½h



JRE-019
1 Dw. Nightstand
24¾w 19¾d 30¾h



JRE-021
3 Dw. Nightstand
26¾w 19d 30¾h



JRE-022
1 Dw., 1 Dr. Nightstand
26¾w 19d 30¾h



JRE-025
3 Dw. Nightstand
26¾w 19d 28¾h



JRE-029
3 Dw. Nightstand
26¾w 19d 34¾h



JRE-029-2
2 Dw. Nightstand
26¾w 19d 34¾h



JRE-029-3
3 Dw. Nightstand
30w 19d 34¾h
Br. Maple • Rich Tobacco

nightstand options



water tray



sliding top security
tray (1¾" depth)



LED touch night
light (N/A on 019)



power strip
2 outlets / 2 USB





JRE-038
Bev. Mirror
50w 4d 26³/₄h



JRE-051 His & Hers Chest
7 Dw., 2 Dr., 4 Shelves
55w 23d 58³/₄h



JRE-056
Bev. Jewelry Mirror
26w 17d 67¹/₂h



JRE-056-3
Bev. Cheval Mirror
26w 17d 67¹/₂h
Br. Maple • Ebony



JRE-039 Chest Armoire
6 Dw., 2 Dr., 1 Shelf
48¹/₂w 24³/₄d 75¹/₄h
Dbl. dr. op. 32¹/₂w 18³/₄d 18³/₄h



optional pop-out rail
secret compartment
(1¹/₂" depth)



JRE-041 Armoire
2 Dw., 2 Dr., 2 Shelves
48¹/₂w 26³/₄d 75¹/₄h
Dbl. dr. op. 32¹/₂w 20¹/₂d 41¹/₂h



JRE-050 Wardrobe Armoire
1 Dw., 2 Dr., 1 Clothes Rod & Shelf
52¹/₂w 26³/₄d 75¹/₄h
I.D.: 38¹/₂w 20¹/₂d 56¹/₂h



all rods are adjustable



JRE-052 Chifferobe
4 Dw., 3 Dr., 5 Shelves
58¹/₂w 24³/₄d 75¹/₄h
Dbl. dr. op. 18¹/₂w 18¹/₂d 26h



JRE-052-1 Sliding Door Chifferobe
5 Dw., 2 Dr., 4 Shelves
52¹/₂w 25d 75¹/₄h
Br. Maple • Rich Tobacco



JRE-041-3 Armoire
3 Dw., 2 Dr., 2 Shelves
48¹/₂w 26³/₄d 75¹/₄h
Dbl. dr. op. 32¹/₂w 20¹/₂d 33¹/₄h



JRE-053 Mule Chest (2 piece),
9 Dw., 4 Dr., 6 Shelves
74¹/₂w 24³/₄d 81h
Dbl. dr. op. 27³/₄w 18¹/₂d 31¹/₂h



JRE-054 Deluxe Mule Chest (2 piece)
8 Dw., 4 Dr., 6 Shelves
82⁵/₈w 26³/₄d 80¹/₂h
Dbl. dr. op. 31³/₈w 20¹/₂d 36¹/₂h

Finland

NEW – now available in rustic plain sawn white oak
 Available in oak, maple, brown maple, cherry, gray elm, hickory, quarter sawn white oak, sap cherry, rustic cherry, rustic hickory and rustic quarter sawn white oak.



ITFN-075 Finland Bed, queen size
 shown in Brown Maple with Rich Tobacco stain
 headboard 55½" tall; footboard 26" tall



Brown Maple
 or Oak

Standard Features

- 1" Solid tops
- Solid wood inset end panels
- Beveled tops
- Arched bases
- Full extension drawer slides
- All doors and drawers are flush
- Beveled mirrors
- Soft close door hinges on all doors
- Standard hardware - two color choices:



A-51 knob
 Brushed Nickel



A-50 knob
 Black

Options

- NO UPCHARGE for any hardware choices on hardware board, except for A-70 & A-71
- Choose your own hardware (upcharge)
- For nightstand options, see nightstand page of Finland collection
- Pop-out rail secret compartment (upcharge)
- Single or double jewelry slide-outs behind mirrors (upcharge)
- Blum under-mount concealed drawer slides with soft close (upcharge)

Finland

Finland



JRFN-031 Bev. Mirror
57³/₈w 2¹/₂d 35h

JRFN-069 9 Dw. Mule Dresser
66w 21d 43³/₄h
Oak • Old World Mission



JRFN-030 Bev. Mirror
41⁵/₈w 2¹/₂d 35h

JRFN-057 9 Dw. Dresser
59w 21d 43³/₄h
Br. Maple • Rich Tobacco



JRFN-048 Bev. Mirror
41⁵/₈w 2¹/₂d 43h

JRFN-059 7 Dw. Dresser
59w 21d 33³/₄h
Ru. Hickory • Golden Harvest



JRFN-047-1 Bev. Mirror
27¹/₄w 2¹/₂d 43h

JRFN-051-1 4 Dw. Dresser
50w 21d 36h
Ru. Cherry • Michael's Cherry



JRFN-030 Bev. Mirror
41⁵/₈w 2¹/₂d 35h

JRFN-066 10 Dw. Dresser
66w 21d 39¹/₂h
Br. Maple • New Carrington



JRFN-048 Bev. Mirror
41⁵/₈w 2¹/₂d 43h

JRFN-068 7 Dw. Dresser
66w 21d 32h
Oak • Light Asbury

JRFN-030
Bev. Mirror
41⁵/₈w 2¹/₂d 35h

JRFN-067-1
9 Dw. Dresser
w/2 Jewelry Dw.
66w 21d 42¹/₂h
QSWO • Asbury



Jewelry Slide-out Behind Mirror



Jewelry Drawer



JRFN-047-2
Bev. Mirror
27¹/₄w 36¹/₄h

JRFN-061
4 Dw. Vanity Dresser
44w 17d 30h

JRFN-016
Vanity Bench
16w 16d 20h
Br. Maple • Onyx





JRFN-030 Bev. Mirror
41⁵/₈w 2¹/₂d 35h

JRFN-059-4 7 Dw. Dresser
59w 17d 33³/₄h
Ru. Walnut • Natural



JRFN-030 Bev. Mirror
41⁵/₈w 2¹/₂d 35h

JRFN-057-4 9 Dw. Dresser
59w 17d 43¹/₄h
Br. Maple • Briar



JRFN-067
7 Dw. Dresser w/2 Jewelry Dw.
66w 21d 33³/₄h
QSWO • Asbury



JRFN-058 9 Dw. Dresser
59w 21d 42¹/₂h
Ru. Hickory • Golden Harvest



JRFN-072 7 Dw. Dresser
72w 21d 33³/₄h
Ru. Hickory • Golden Harvest



JRFN-073 9 Dw. Dresser
72w 21d 42¹/₂h
Ru. Hickory • Golden Harvest

Finland



JRFN-035 5 Dw. Chest
32½w 21d 54h
Oak • Old World Mission



JRFN-040 6 Dw. Chest
40w 21d 54h
QSWO • Asbury

**BEST
SELLER**



JRFN-042 7 Dw. Chest
40w 21d 57½h
QSWO • Asbury



optional pop-out rail
secret compartment
(1½" depth)



JRFN-035-1-4
4 Dw. Chest
32½w 17d 42½h
Ru. Walnut • Natural



JRFN-040-4
6 Dw. Chest
40w 17d 54h
Br. Maple • Briar



JRFN-051-2
2 Dw. Media Chest
50w 17d 36h
Ru. Walnut • Natural



JRFN-037
7 Dw. Chest-on-Chest
37½w 21d 57h
QSWO • Michael's Cherry



JRFN-040-2
4 Dw. Media Chest
40w 21d 54h
Br. Maple • Asbury



JRFN-043
9 Dw. Chest
40w 21d 56½h
Oak • Light Asbury



JRFN-055 11 Dw. Double Chest
59w 21d 54h
Ru. QSWO • Burnt Umber



JRFN-024
6 Dw. Lingerie Chest
23½w 21d 57½h
Br. Maple • New Carrington



JRFN-023
5 Dw. Lingerie Chest
23½w 21d 50h
Br. Maple • New Carrington



JRFN-032-1
5 Dw. Child's Chest
40w 21d 41h
Ru. Cherry • Michael's Cherry



JRFN-032
4 Dw. Child's Chest
40w 21d 33³/₄h
Ru. Cherry • Michael's Cherry



JRFN-032-2
4 Dw. Media Chest
40w 17d 41h
Ru. Hickory • Golden Harvest



optional pop-out rail
secret compartment
(1¹/₂" depth)



JRFN-038
Bev. Mirror
34³/₈w 21¹/₂d 20h



JRFN-044
Blanket Chest w/Cedar Bottom
44w 21d 21¹/₄h
Oak • Old World Mission



JRFN-051 His & Hers Chest
7 Dw., 2 Dr., 2 Shelves
50w 21d 54¹/₄h
Ru. Cherry • Michael's Cherry

nightstand options



water tray



sliding top security tray (1 3/4" depth)



LED touch night light (N/A on 019)



power strip
2 outlets / 2 USB



JRFN-019
1 Dw. Nightstand
21 1/4w 18 3/4d 29h
Oak • Old World Mission



available with optional sliding top



JRFN-021
3 Dw. Nightstand
20w 17d 29h
Ru. Hickory • Golden Harvest



JRFN-022
1 Dw., 1 Dr. Nightstand
20w 17d 29h
Ru. Hickory • Golden Harvest



JRFN-025
3 Dw. Nightstand
25w 17d 25h
Br. Maple • Asbury



JRFN-026
1 Dw., 2 Dw. Nightstand
25w 17d 25h
Oak • Light Asbury



JRFN-027
3 Dw. Nightstand
25w 17d 29h
QSWO • Asbury



JRFN-028
1 Dw., 2 Dw. Nightstand
25w 17d 29h
Br. Maple • New Carrington



JRFN-029
3 Dw. Nightstand
25w 17d 32 1/4h
Br. Maple • Rich Tobacco



JRFN-029-2
2 Dw. Nightstand
25w 17d 32 1/4h
Br. Maple • Rich Tobacco

nightstand options



water tray



sliding top security tray (1¾" depth)



LED touch night light



power strip
2 outlets / 2 USB



JRFN-021-4
3 Dw. Nightstand
15½w 15d 29h
Br. Maple • Briar



JRFN-022-4
1 Dw., 1 Dr. Nightstand
15½w 15d 29h
Br. Maple • Briar



JRFN-056
Bev. Jewelry Mirror
26w 17d 65½h



JRFN-056-3
Bev. Cheval Mirror
26w 17d 65½h
Br. Maple • Briar



JRFN-052-1
Sliding Door Chifferobe
5 Dw., 2 Dr., 4 Shelves
45w 22d 70½h
Br. Maple • Kona/Glacier



JRFN-062 Gentleman's Chest
 6 Dw., 1 Dr., 2 Shelves
 40w 21d 54h
Br. Maple • Rich Tobacco



optional pop-out rail
 secret compartment
 (1½" depth)



JRFN-039 Chest Armoire
 6 Dw., 2 Dr., 1 Shelf
 41w 22d 70½h
Ru. Hickory • Golden Harvest



JRFN-041 Armoire
 2 Dw., 2 Dr., 2 Shelves
 40w 24d 70¾h
 Dbl. dr. op. 32½w 20¾d 41½h
Ru. Hickory • Golden Harvest



JRFN-041-3 Armoire
 3 Dw., 2 Dr., 2 Shelves
 40w 24d 70¾h
 Dbl. dr. op. 32½w 20¾d 33¾h
Ru. Hickory • Golden Harvest

Finland



JRFN-052 Chifferobe
4 Dw., 3 Dr., 5 Shelves
51w 22d 70¹/₂h
Dbl. dr. op. 24¹⁵/₁₆w 19d 26h
QSWO • Michael's Cherry



all rods are adjustable

JRFN-050 Wardrobe Armoire
1 Dw., 1 Dr., 1 Clothes Rod & Shelf
45w 24d 70¹/₂h
Dbl. dr. op. 36¹/₂w 21d 52¹/₂h
Br. Maple • Asbury



JRFN-053 Mule Chest
9 Dw., 4 Dr., 6 Shelves
67w 23d 76³/₄h
Dbl. dr. op. 27³/₄w 19d 31¹/₂h
Br. Maple • New Carrington



JRFN-054 Deluxe Mule Chest (2 piece)
8 Dw., 4 Dr., 6 Shelves
75w 24d 76h
Dbl. dr. op. 31¹/₄w 20³/₄d 36¹/₂h
Ru. QSWO • Burnt Umber

Flush Mission

NEW – now available in rustic plain sawn white oak
 Available in oak, maple, brown maple, cherry, gray elm, hickory, quarter sawn white oak, sap cherry, rustic cherry, rustic hickory and rustic quarter sawn white oak.



ITF-077 Flush Mission Bed, queen size
 shown in Brown Maple with Almond stain
 headboard 48" tall; footboard 24" tall



Standard Features

- 1" solid wood tops
- Full extension drawer slides
- Solid wood inset end panels
- All doors and drawers are flush
- Solid maple dovetailed drawer boxes
- Beveled mirrors
- Soft close door hinges on all doors
- Standard hardware - two color choices:



A-11 & A-12



A-13 & A-14

Options

- **NO UPCHARGE** for any hardware choices on hardware board, except for A-70 & A-71
- Choose your own hardware (upcharge)
- For nightstand options, see nightstand page of Flush Mission collection
- Pop-out rail secret compartment (upcharge)
- Single or double jewelry slide-outs behind mirrors (upcharge)
- Blum under-mount concealed drawer slides with soft close (upcharge)

Flush Mission



JRF-047-1
Bev. Mirror
28 $\frac{1}{4}$ w 41h

JRF-051-1
4 Dw. Dresser
50w 21d 36h
Br. Maple • Rich Tobacco



JRF-030
Bev. Mirror
42 $\frac{1}{2}$ w 33 $\frac{1}{2}$ h

JRF-057
9 Dw. Dresser
59w 21d 43 $\frac{1}{2}$ h
QSWO • Golden Brown

**BEST
SELLER**



Jewelry
Slide-out
Behind
Mirror



JRF-046
Bev. Mirror
46w 39h

JRF-068
7 Dw. Dresser
66w 21d 32h
Ru. QSWO • Lite Asbury



JRF-031
Bev. Mirror
58 $\frac{1}{2}$ w 33 $\frac{1}{2}$ h

JRF-069
9 Dw. Dresser
66w 21d 43 $\frac{1}{2}$ h
*Ru. Cherry •
New Carrington*



JRF-067
7 Dw. Dresser w/2 Jewelry Dw.
66w 21d 33 $\frac{3}{4}$ h



Jewelry Drawer



JRF-067-1
9 Dw. Dresser w/2 Jewelry Dw.
66w 21d 42 $\frac{1}{2}$ h



JRF-047-2 Bev. Mirror
28 $\frac{1}{4}$ w 34h

JRF-061 4 Dw. Vanity Dresser
44w 17d 30h

JRF-016 Vanity Bench
16w 16d 19h
Br. Maple • Onyx



JRF-066 10 Dw. Dresser
66w 21d 39 $\frac{1}{2}$ h



JRF-059 7 Dw. Dresser
59w 21d 33 $\frac{3}{4}$ h



JRF-072 7 Dw. Dresser
72w 21d 33 $\frac{3}{4}$ h



JRF-058 9 Dw. Dresser
59w 21d 42 $\frac{1}{2}$ h



JRF-073 9 Dw. Dresser
72w 21d 42 $\frac{1}{2}$ h

Flush Mission



JRF-042
7 Dw. Chest
40w 21d 57½h
Ru. QSWO • Lite Asbury



optional pop-out rail
secret compartment
(1½" depth)



JRF-043
9 Dw. Chest
40w 21d 56¼h



JRF-035
5 Dw. Chest
32½w 21d 54h



JRF-062
Gentleman's Chest
6 Dw., 1 Dr., 2 Shelves
40w 21d 54h



JRF-037
7 Dw. Chest-on-Chest
37½w 21d 57h



JRF-032-2
4 Dw. Media Chest
open media space above
JRF-032 4 Dw. Child's Chest
40w 17d 41¼h



JRF-032 4 Dw. Child's Chest
40w 21d 33¾h



JRF-032-1 5 Dw. Child's Chest
40w 21d 41¼h



JRF-056
Bev. Jewelry Mirror
26w 17d 65³/₄h



JRF-056-3
Bev. Cheval Mirror
26w 17d 65³/₄h
Oak • Earthtone



JRF-051 His & Hers Chest
7 Dw., 2 Dr., 4 Shelves
50w 21d 54h



JRF-040 6 Dw. Chest
40w 21d 54h
Br. Maple • Rich Tobacco

BEST SELLER



JRF-055
11 Dw. Double Chest
59w 21d 54h



JRF-040-2
4 Dw. Media Chest
open media space replaces
top 2 drawers of JRF-040
40w 21d 54h



JRF-044 Blanket Chest w/Cedar Bottom
44w 21d 21¹/₄h



JRF-023 5 Dw. Lingerie Chest
23¹/₂w 21d 50h



JRF-024 6 Dw. Lingerie Chest
23¹/₂w 21d 57¹/₂h

Flush Mission

nightstand options



water tray



sliding top security tray (1 $\frac{3}{4}$ "d)



LED touch night light (N/A on 019)



power strip
2 outlets / 2 USB



JRF-019
1 Dw. Nightstand
21 $\frac{1}{4}$ w 18 $\frac{3}{4}$ d 29h



JRF-021
3 Dw. Nightstand
20w 17d 29h
Ru. Cherry • New Carrington



JRF-022
1 Dw., 1 Dr. Nightstand
20w 17d 29h
QSWO • Golden Brown



JRF-025
3 Dw. Nightstand
25w 17d 25h
Br. Maple • Rich Tobacco



JRF-026
1 Dw., 2 Dr. Nightstand
25w 17d 25h



JRF-027
3 Dw. Nightstand
25w 17d 29h
Ru. QSWO • Lite Asbury



JRF-028
1 Dw., 2 Dr. Nightstand
25w 17d 29h



JRF-029
3 Dw. Nightstand
25w 17d 32 $\frac{1}{4}$ h



JRF-029-2
2 Dw. Nightstand
25w 17d 32 $\frac{1}{4}$ h



all rods are adjustable

JRF-050 Wardrobe Armoire
 1 Dw., 2 Dr., 1 Clothes Rod & Shelf
 44w 23d 70³/₄h
 I.D.: 36¹/₂w 21d 55¹/₂h
 Ru. Cherry • New Carrington



optional pop-out rail
 secret compartment
 (1¹/₂" depth)

JRF-039 Chest Armoire
 6 Dw., 2 Dr., 1 Shelf
 40w 21d 70³/₄h
 Dbl. dr. op. 32¹/₂w 19d 18³/₄h
 QSWO • Golden Brown



JRF-041 Armoire
 2 Dw., 2 Dr., 2 Shelves
 40w 23d 70³/₄h
 Dbl. dr. op. 32¹/₂w 21d 41¹/₂h



JRF-041-3 Armoire (1 piece)
 3 Dw., 2 Dr., 2 Shelves
 40w 23d 70³/₄h
 Dbl. dr. op. 32¹/₂w 20³/₄d 33¹/₄h

Flush Mission



JRF-052 Chifferobe
4 Dw., 3 Dr., 5 Shelves
50w 21d 70³/₄h
Dbl. dr. op. 24⁷/₈w 19d 26h



JRF-052-1 Sliding Door Chifferobe
5 Dw., 2 Dr., 4 Shelves
44w 21d 70³/₄h
Br. Maple • Michael's Cherry



JRF-053 Mule Chest (2 piece)
9 Dw., 4 Dr., 6 Shelves
66w 21d 76¹/₄h
Dbl. dr. op. 27³/₄w 19d 31¹/₂h



JRF-054 Deluxe Mule Chest (2 piece)
8 Dw., 4 Dr., 6 Shelves
74w 23d 76¹/₄h
Dbl. dr. op. 31¹/₄w 20³/₄d 36¹/₂h

Heidi

NEW – now available in rustic plain sawn white oak
Available in oak, maple, brown maple, cherry, gray elm, hickory, quarter sawn white oak, sap cherry, rustic cherry, rustic hickory and rustic quarter sawn white oak.

Heidi



ITHI-079 Heidi Bed, king size
shown in Sap Cherry with Old Museum stain
headboard is 64 $\frac{3}{4}$ " tall; footboard is 33" tall



Standard Features

- 1 $\frac{3}{4}$ " solid tops
- 3" solid wood posts
- Solid wood inset side panels
- All doors and drawers are flush
- Solid maple dovetailed drawer boxes
- Beveled mirrors
- Full extension drawer slides
- Soft close door hinges on all doors
- Standard hardware: A-25 & A-26



Options

- **NO UPCHARGE** for any hardware choices on hardware board, except for A-70 & A-71
- Choose your own hardware (upcharge)
- For nightstand options, see nightstand page
- Pop-out rail secret compartment (upcharge)
- Single or double jewelry slide-outs behind mirrors (upcharge)
- Blum under-mount concealed drawer slides with soft close (upcharge)

*In memory of our daughter, Heidi Ann Miller, d. September 14, 2007
Dedicated to our first grandchild, Heidi Ann Lehman, b. January 20, 2014*

Heidi

Heidi



JRHI-030 Bev. Mirror
42½w 2½d 32¼h

JRHI-063 6 Dw. Dresser
69w 22d 42¾h
Ru. QSWO • Light Asbury



JRHI-045 Bev. Mirror
50½w 2½d 32¼h

JRHI-066 10 Dw. Dresser
69w 22d 40¾h
Ru. Walnut • Almond



Jewelry Drawer

Jewelry
Slide-out
Behind
Mirror



JRHI-045 Bev. Mirror
50½w 2½d 32¼h

JRHI-069 9 Dw. Dresser
69w 22d 44¾h
Ru. Cherry • Burnt Umber



JRHI-045 Bev. Mirror
50½w 2½d 32¼h

JRHI-067-1 9 Dw. Dresser w/2 Jewelry Dw.
69w 22d 43¾h
Ru. Hickory • Golden Pecan



JRHI-046 Bev. Mirror
46w 2½d 37¾h

JRHI-068 7 Dw. Dresser
69w 22d 33¾h
Ru. Cherry • Michael's Cherry



JRHI-046 Bev. Mirror
46w 2½d 37¾h

JRHI-059 7 Dw. Dresser
62w 22d 34¾h
Br. Maple • Earthtone

JRHI-030 Bev. Mirror
42½w 2½d 32¾h

JRHI-058 9 Dw. Dresser
62w 22d 43¾h
Oak • Earthtone



JRHI-030 Bev. Mirror
42½w 2½d 32¾h

JRHI-057 9 Dw. Dresser
62w 22d 44¾h
Ru. QSWO • Asbury



JRHI-047-2 Bev. Mirror
28¾w 2½d 32¾h

JRHI-061 4 Dw. Vanity Dresser
49½w 18½d 29½h

JRHI-016 Vanity Bench
16w 16d 20h
Ru. Hickory • Golden Pecan



JRHI-047-1 Bev. Mirror
28¾w 2½d 39¾h

JRHI-051-1 4 Dw. Dresser
53w 22d 37h
Br. Maple • Briar

Heidi



JRHI-067 7 Dw. Dresser
w/2 Jewelry Dw.
69w 22d 34³/₄h
Ru. Hickory • Golden Pecan



Jewelry Drawer



optional pop-out rail
secret compartment
(1¹/₂" depth)



JRHI-042 7 Dw. Chest
43w 22d 58¹/₂h
Ru. Cherry • Burnt Umber



JRHI-040 6 Dw. Chest
43w 22d 55¹/₄h
Ru. QSWO • Asbury



JRHI-036 4 Dw. Chest
43w 22d 51³/₄h
Ru. QSWO • Light Asbury



JRHI-035-4 5 Dw. Chest
35¹/₂w 18d 55¹/₄h
Br. Maple • Briar



JRHI-062 Gentleman's Chest
6 Dw., 1 Dr., 2 Shelves
43w 22d 55¹/₄h
Br. Maple • Earthtone



JRHI-035 5 Dw. Chest
35¹/₂w 22d 55¹/₄h
Br. Maple • Briar



JRHI-055 11 Dw. Double Chest
62w 22d 55¹/₄h
Ru. Walnut • Almond



JRHI-051 His & Hers Chest
7 Dw., 2 Dr., 4 Shelves
53w 22d 55¹/₄h
Ru. Cherry • Michael's Cherry



JRHI-024 6 Dw. Lingerie Chest
26¹/₂w 22d 58¹/₂h
Ru. Hickory • Golden Pecan



JRHI-023 5 Dw. Lingerie Chest
26¹/₂w 22d 51¹/₄h
Ru. Hickory • Golden Pecan



JRHI-051-2 2 Dw. Media Chest
53w 18d 37h
Br. Maple • Briar



JRHI-032-1 5 Dw. Child's Chest
43w 22d 42h
Oak • Golden Pecan



JRHI-032-2 4 Dw. Media Chest
43w 18d 42h
Br. Maple • Tavern



JRHI-032 4 Dw. Child's Chest
43w 22d 34³/₄h
Oak • Golden Pecan

Heidi

nightstand options



water tray



sliding top security tray (1 $\frac{3}{4}$ " depth)



LED touch night light (N/A on **019**)



power strip
2 outlets / 2 USB



JRHI-019-4
1 Dw. Nightstand
20w 18 $\frac{1}{4}$ d 28 $\frac{1}{2}$ h
Br. Maple • Briar



JRHI-044
Blanket Chest w/cedar bottom
44w 22d 22 $\frac{1}{4}$ h
Ru. QSWO • Light Asbury



JRHI-056
Bev. Jewelry Mirror
26w 17d 66h



JRHI-056-3
Bev. Cheval Mirror
26w 17d 66h
Ru. Hickory • Burnt Umber



JRHI-019
1 Dw. Nightstand
22 $\frac{1}{4}$ w 20 $\frac{1}{4}$ d 28 $\frac{1}{2}$ h
Br. Maple • Earthtone



JRHI-021
3 Dw. Nightstand
24 $\frac{3}{4}$ w 18d 28 $\frac{1}{2}$ h
Ru. QSWO • Light Asbury



JRHI-021-4
3 Dw. Nightstand
20w 16d 28 $\frac{1}{2}$ h
Ru. QSWO • Asbury



JRHI-027
3 Dw. Nightstand
29 $\frac{1}{2}$ w 18d 28 $\frac{1}{2}$ h
Ru. Walnut • Almond



JRHI-022
1 Dw., 1 Dr. Nightstand
24 $\frac{3}{4}$ w 18d 28 $\frac{1}{2}$ h
Oak • Earthtone



JRHI-028
1 Dw., 2 Dr. Nightstand
29 $\frac{1}{2}$ w 18d 28 $\frac{1}{2}$ h
Ru. Hickory • Golden Pecan



JRHI-029-2
2 Dw. Nightstand
24 $\frac{3}{4}$ w 18d 31 $\frac{1}{2}$ h
Ru. Cherry • Burnt Umber



JRHI-029-3
3 Dw. Nightstand
29 $\frac{1}{2}$ w 18d 31 $\frac{1}{2}$ h
Sap Cherry • Old Museum



optional pop-out rail
secret compartment
(1½" depth)



all rods are adjustable

JRHI-039 Chest Armoire
6 Dw., 2 Dr., 1 Shelf
44½w 22¾d 71¾h
Dbl. dr. op. 32½w 18¾d 18¾h
Oak • Earthtone



JRHI-050 Wardrobe Armoire
1 Dw., 2 Dr., 1 Clothes Rod & Shelf
48½w 24¾d 71¾h
I.D.: 38½w 20½d 54h
Ru. Cherry • Burnt Umber



JRHI-041-3 Armoire
3 Dw., 2 Dr., 2 Shelves
44½w 24¾d 71¾h
Dbl. dr. op. 32½w 20½d 33¾h
Ru. Hickory • Golden Pecan



JRHI-041 Armoire
2 Dw., 2 Dr., 2 Shelves
44½w 24¾d 71¾h
Dbl. dr. op. 32½w 20½d 41½h
Ru. Hickory • Golden Pecan

Heidi



JRHI-052 Chifferobe
4 Dw., 3 Dr., 5 Shelves
53w 22d 71³/₄h
Dbl. dr. op. 18¹/₂w 18¹/₂d 26h
Ru. QSWO • Asbury



JRHI-052-1
Sliding Door Chifferobe
5 Dw., 2 Dr., 4 Shelves
48¹/₂w 22³/₄d 71³/₄h
Oak • Asbury Brown



JRHI-054 Deluxe Mule Chest (2 piece)
8 Dw., 4 Dr., 6 Shelves
78³/₄w 24³/₄d 77¹/₂h
Dbl. dr. op. 31³/₈w 20¹/₂d 36¹/₂h
Ru. Walnut • Almond



JRHI-053 Mule Chest (2 piece)
9 Dw., 4 Dr., 6 Shelves
70¹/₂w 22³/₄d 77³/₄h
Dbl. dr. op. 27³/₈w 18¹/₂d 31¹/₂h
Oak • Briar

Heritage

NEW – now available in rustic plain sawn white oak
 Available in oak, maple, brown maple, cherry, gray elm, hickory, quarter sawn white oak, sap cherry, rustic cherry, rustic hickory and rustic quarter sawn white oak.



Heritage

ITNW-090 Non-Wrap Bed, queen size
 shown in Oak with Lite Asbury stain
 headboard 52" tall; footboard 36" tall



Standard Features

- 3/4" Solid wood tops and side panels
- Full extension drawer slides
- Thumbnail edge on tops
- Cathedral raised panel doors and drawer fronts
- Unique Heritage style feet
- Beveled mirrors
- Solid maple dovetailed drawer boxes
- Soft close door hinges on all doors
- Standard hardware: A-43, A-44



Options

- **NO UPCHARGE** for any hardware choices on hardware board, except for A-70 & A-71
- Choose your own hardware (upcharge)
- For nightstand options, see nightstand page of Heritage collection
- Single or double jewelry slide-outs behind mirrors* (upcharge)
 *Jewelry slide-outs are **NOT AVAILABLE** on tri-view mirrors
- Blum under-mount concealed drawer slides with soft close (upcharge)
- Pop-out rail secret compartment **NOT AVAILABLE**



JRH-049 Bev. Waterfall Tri-view Mirror
52w 47¹/₂h

JRH-066 10 Dw. Dresser
66w 21d 39¹/₂h



JRS-048 Shaker Crown Mirror
42w 42h

JRH-059 7 Dw. Dresser
59w 21d 33¹/₂h



JRH-049-2 Shorter Tri-view Mirror
52w 40¹/₂h

JRH-057 9 Dw. Dresser
59w 21d 43¹/₂h



Jewelry
Slide-out
Behind
Mirror, *not
available
on tri-view
mirrors*



JRS-033 Shaker Crown Dresser Mirror
42w 37h

JRH-058 9 Dw. Dresser
59w 21d 42¹/₂h



JRH-049-1 Bev. Mirror
28³/₄w 1⁵/₈d 40¹/₂h

JRH-061 4 Dw. Vanity Dresser
44w 16¹/₂d 30h

JRH-016 Vanity Bench
16w 16d 20h
Oak • Autumn Oak



JRH-049-1 Bev. Mirror
28³/₄w 1⁵/₈d 40¹/₂h

JRH-051-1 4 Dw. Dresser
50w 21d 36h



JRH-049
Bev. Waterfall Tri-view Mirror
52w 47¹/₂h

JRH-069 9 Dw. Dresser
66w 21d 43¹/₂h



JRH-048 Bev. Square Crown Top Mirror
46w 43¹/₂h



JRH-031 Big Crown Dresser Mirror
58¹/₄w 35³/₄h



JRH-038 Bev. Solid Crown Chest Mirror
42w 28¹/₂h



JRH-030 Bev. Big Crown Mirror
42¹/₂w 35³/₄h



JRH-042
7 Dw. Chest
40w 21d 57¹/₂h



JRH-043
9 Dw. Chest
40w 21d 56¹/₂h

Heritage



JRH-067-1
9 Dw. Dresser w/2 Jewelry Dw.
66w 21d 42½h



Jewelry Drawer



JRH-067
7 Dw. Dresser w/2 Jewelry Dw.
66w 21d 33½h



JRH-068 7 Dw. Dresser
66w 21d 32½h



JRH-072 7 Dw. Dresser
72w 21d 33½h



JRH-073 9 Dw. Dresser
72w 21d 42½h



JRH-055 11 Dw. Double Chest
59w 21d 54h



JRH-037
7 Dw. Chest-on-Chest
37½w 21d 57h



JRH-040
6 Dw. Chest
40w 21d 54h

**BEST
SELLER**



JRH-040-2 4 Dw. Media Chest
open media space replaces
top 2 drawers of JRH-040
40w 21d 54h



JRH-032-2 4 Dw. Media Chest
open media space above
JRH-032 4 Dw. Child's Chest
40w 16½d 41h



JRH-044 Blanket Chest
w/False Drawer Fronts & Cedar Bottom
44w 21d 22h



JRH-032-1
5 Dw. Child's Chest
40w 21d 41h



JRH-032
4 Dw. Child's Chest
40w 21d 33½h



JRH-056
Bev. Jewelry Mirror
25¾w 17d 65h



JRH-056-3
Bev. Cheval Mirror
25¾w 17d 65h
Oak • Michael's Cherry



JRH-024
6 Dw. Lingerie Chest
23½w 21d 57½h



JRH-023
5 Dw. Lingerie Chest
23½w 21d 50h



JRH-035
5 Dw. Chest
32½w 21d 54h



JRH-019
1 Dw. Nightstand
21¼w 18d 29h



JRH-062 Gentleman's Chest
6 Dw., 1 Dr., 2 Shelves
40w 21d 54h



JRH-051 His & Hers Chest
7 Dw., 2 Dr., 4 Shelves
50w 21d 54h

nightstand options



water tray



sliding top security
tray (1¾" depth)



LED touch night
light (N/A on **019**)



power strip
2 outlets / 2 USB



JRH-021
3 Dw. Nightstand
20w 16½d 29h

**BEST
SELLER**



JRH-022
1 Dw., 1 Dr. Nightstand
20w 16½d 29h



JRH-025
3 Dw. Nightstand
25w 16½d 25h



JRH-026
1 Dw., 2 Dr. Nightstand
25w 16½d 25h



JRH-028
1 Dw., 2 Dr. Nightstand
25w 16½d 29h



JRH-027
3 Dw. Nightstand
25w 16½d 29h



JRH-029
3 Dw. Nightstand
25w 16½d 32¼h



JRH-029-2
2 Dw. Nightstand
25w 16½d 32¼h



JRH-052-1 Sliding Door Chifferobe
 5 Dw., 2 Dr., 4 Shelves
 45w 21³/₈d 72h
 Oak • Kona



JRH-052 Chifferobe
 4 Dw., 3 Dr., 5 Shelves
 51w 21³/₈d 72h
 Dbl. dr. op. 24⁷/₈w 19d 26h



JRH-039 Chest Armoire
 6 Dw., 2 Dr., 1 Shelf
 41w 21³/₈d 72h
 Dbl. dr. op. 32¹/₂w 19d 18³/₄h



JRH-041 Armoire
 2 Dw., 2 Dr., 2 Shelves
 41w 23³/₈d 72h
 Dbl. dr. op. 32¹/₂w 21d 41¹/₂h

Heritage



all rods are adjustable

JRH-050
Wardrobe Armoire
1 Dw., 2 Dr.,
1 Clothes Rod & Shelf
45w 23³/₈d 72h
I.D.: 39¹/₂w 21d 55¹/₂h



JRH-041-3
Armoire
3 Dw., 2 Dr.,
2 Shelves
41w 23³/₈d 72h
Dbl. dr. op.
32¹/₂w 21d 33¹/₄h



JRH-053 Mule Chest (2 piece)
9 Dw., 4 Dr., 6 Shelves
67w 21³/₈d 78h
Dbl. dr. op. 27³/₄w 19d 31¹/₂h



JRH-054 Deluxe Mule Chest (2 piece)
8 Dw., 6 Shelves
75w 23³/₈d 78¹/₄h
Dbl. dr. op. 31¹/₄w 21d 36¹/₂h

Houston

Available in rustic sawn brown maple only.



ITHU-088-1 Houston Bed, king size shown in Rustic Sawn Brown Maple with Almond stain bed posts are 6" x 6"; headboard is 76½" tall; footboard is 32½" tall



NOTE: On bed and mirror, all top & bottom cross beams go through post and are fastened with 1" wood pins all the way through (exposing both sides)



Rustic Rough Sawn Brown Maple ONLY

Standard Features

- 1¾" solid wood tops
- 3½" solid wood posts
- ¾" solid side panels
- Solid maple dovetailed drawer boxes
- Full extension drawer slides
- Soft close door hinges
- Beveled mirrors
- Standard hardware: A-46 & A-47



Options

- NO UPCHARGE for any hardware choices on hardware board, except for A-70 & A-71
- Choose your own hardware (upcharge)
- For nightstand options, see nightstand page of Houston collection
- Pop-out rail secret compartment (upcharge)
- Single or double jewelry slide-outs behind mirrors (upcharge)
- Blum under-mount concealed drawer slides with soft close (upcharge)

Houston

Houston

Houston



JRHU-031 Bev. Mirror
61³/₄w 36¹/₄h

JRHU-074 9 Dw. Dresser
77w 23¹/₄d 47¹/₂h
Ru. Sawn Br. Maple • Almond



JRHU-045 Bev. Mirror
54w 36¹/₄h

JRHU-069 9 Dw. Dresser
71w 23¹/₄d 47¹/₂h
Ru. Sawn Br. Maple • Tavern



Jewelry
Slide-out
Behind
Mirror



JRHU-045 Bev. Mirror
54w 36¹/₄h

JRHU-067-1 9 Dw. Dresser
w/2 Jewelry Dw.
71w 23¹/₄d 46¹/₂h
Ru. Sawn Br. Maple • Earth Tone



JRHU-045 Bev. Mirror
54w 36¹/₄h

JRHU-063 6 Dw. Dresser
71w 23¹/₄d 43³/₄h
Ru. Sawn Br. Maple • Vintage Antique

**BEST
SELLER**





JRHU-030 Bev. Mirror
43w 36¹/₂h

JRHU-057 9 Dw. Dresser
64w 23¹/₄d 47¹/₂h
Ru. Rough Sawn Br. Maple • Tavern



JRHU-046 Bev. Mirror
49¹/₄w 3¹/₂d 42h

JRHU-068 7 Dw. Dresser
71w 23¹/₄d 36¹/₄h
Ru. Rough Sawn Br. Maple • Almond



JRHU-030 Bev. Mirror
43w 36¹/₂h

JRHU-058 9 Dw. Dresser
64w 23¹/₄d 46¹/₂h
Ru. Rough Sawn Br. Maple • Antique Slate



JRHU-047-1 Bev. Mirror
31¹/₂w 3¹/₂d 44h

JRHU-051-1-4 4 Dw. Dresser
55w 19¹/₄d 40¹/₄h
Ru. Rough Sawn Br. Maple • Almond

Houston



Jewelry
Slide-out
Behind
Mirror



JRHU-047-2 Bev. Mirror
31½w 3½d 37h

JRHU-047-1 Bev. Mirror
31½w 3½d 44h

JRHU-056-8 Wall Mirror
38¾w 3½d 78½h
Ru. Rough Sawn Br. Maple • Almond

JRHU-061 4 Dw. Vanity Dresser
51w 19¼d 32¾h

JRHU-051-1 4 Dw. Dresser
55w 23¼d 40¾h
Ru. Rough Sawn Br. Maple • Almond

JRHU-016 Vanity Bench
16w 16d 20h
Ru. Rough Sawn Br. Maple • Driftwood



optional pop-out rail
secret compartment
(1½" depth)



**BEST
SELLER**

JRHU-036 4 Dw. Chest
45w 23¼d 55h
*Ru. Rough Sawn
Br. Maple • Vintage Antique*



available with
optional
pop-out rail

JRHU-040 6 Dw. Chest
45w 23¼d 58h
Ru. Rough Sawn Br. Maple • Tavern

JRHU-035 5 Dw. Chest
37½w 23¼d 58h
Ru. Rough Sawn Br. Maple • Almond



JRHU-055 11 Dw. Double Chest
64w 23¹/₄d 58h
Ru. Rough Sawn Br. Maple • Almond



JRHU-062 Gentleman's Chest
6 Dw., 1 Dr., 2 Shelves
45w 23¹/₄d 58h
Ru. Rough Sawn Br. Maple • Tavern



JRHU-035-4
5 Dw. Chest
37¹/₂w 19¹/₄d 58h
Ru. Rough Sawn Br. Maple • Almond



JRHU-056
Bev. Jewelry Mirror
26w 17d 68h

JRHU-056-3
Bev. Cheval Mirror
26w 17d 68h
Ru. Rough Sawn Br. Maple • Vintage Antique



JRHU-051-2 2 Dw. Media Chest
55w 19¹/₄d 40¹/₄h
Ru. Rough Sawn Br. Maple • Almond



JRHU-044
Blanket Chest w/cedar bottom
44w 21¹/₄d 23h
Ru. Rough Sawn Br. Maple • Almond
2023 J&R Woodworking | **95**

Houston



JRHU-019
1 Dw. Nightstand
27w 21½d 31½h
Ru. Rough Sawn Br. Maple • Vintage Antique



JRHU-019-3
1 Dw. Nightstand
30w 21½d 31½h
Ru. Rough Sawn Br. Maple • Earth Tone



JRHU-019-4
1 Dw. Nightstand
22¼w 19½d 31½h
Ru. Rough Sawn Br. Maple • Almond



QUICK SHIP
of Indiana
EST. 2015
available with optional sliding top

BEST SELLER

JRHU-021
3 Dw. Nightstand
27w 19¾d 31½h
Ru. Rough Sawn Br. Maple • Tavern



JRHU-021-3
3 Dw. Nightstand
30w 19¾d 31½h
Ru. Rough Sawn Br. Maple • Almond



JRHU-021-4
3 Dw. Nightstand
22¼w 17¾d 31½h
Ru. Rough Sawn Br. Maple • Antique Slate



JRHU-022
1 Dw., 1 Dr. Nightstand
27w 19¾d 31½h
Ru. Rough Sawn Br. Maple • Vintage Antique



JRHU-022-3
1 Dw., 1 Dr. Nightstand
30w 19¾d 31½h
Ru. Rough Sawn Br. Maple • Earth Tone



JRHU-022-4
1 Dw., 1 Dr. Nightstand
22¼w 17¾d 31½h
Ru. Rough Sawn Br. Maple • Almond

nightstand options



water tray



sliding top security tray (1¾" depth)



LED touch night light (N/A on 019)



power strip 2 outlets / 2 USB



JRHU-029-2
2 Dw. Nightstand
27w 19¾d 34¾h
Ru. Rough Sawn Br. Maple • Tavern



JRHU-029-3
3 Dw. Nightstand
30w 19¾d 34¾h
Ru. Rough Sawn Br. Maple • Tavern





JRHU-052 Chifferobe
 4 Dw., 3 Dr., 5 Shelves
 55w 23¹/₄d 74¹/₂h
 Dbl. dr. op. 18¹/₂w 18¹/₂d 26h
 Ru. Rough Sawn Br. Maple •
 Almond



JRHU-052-1 Sliding Door Chifferobe
 5 Dw., 2 Dr., 4 Shelves
 49w 23¹/₄d 74¹/₂h
 Ru. Rough Sawn Br. Maple •
 Vintage Antique



JRHU-041-3 Armoire
 3 Dw., 2 Dr., 2 Shelves
 45w 25¹/₄d 74¹/₂h
 Dbl. dr. op. 32¹/₂w 20³/₄d 33¹/₄h
 Ru. Rough Sawn Br. Maple • Antique Slate



JRHU-041 Armoire
 2 Dw., 2 Dr., 2 Shelves
 45w 25¹/₄d 74¹/₂h
 Dbl. dr. op. 32¹/₂w 20³/₄d 41¹/₂h
 Ru. Rough Sawn Br. Maple • Antique Slate
 2023 J&R Woodworking | 97

Houston



JRHU-039 Chest Armoire
 6 Dw., 2 Dr., 1 Shelf
 45w 23³/₄d 74¹/₂h
 Dbl. dr. op. 32¹/₂w 19d 18³/₄h
 Ru. Rough Sawn Br. Maple •
 Earth Tone



optional pop-out rail
 secret compartment
 (1¹/₂" depth)



all rods are adjustable



JRHU-050 Wardrobe Armoire
 1 Dw., 2 Dr., 1 Rod & Shelf
 49w 25¹/₄d 74¹/₂h
 I.D.: 37w 20³/₄d 54¹/₄h
 Ru. Rough Sawn Br. Maple •
 Vintage Antique



JRHU-053 Mule Chest (2 piece)
 9 Dw., 4 Dr., 6 Shelves
 71w 23¹/₄d 80³/₄h
 Dbl. dr. op. 27³/₄w 18³/₄d 31¹/₂h
 Ru. Rough Sawn Br. Maple • Almond



JRHU-054 Deluxe Mule Chest (2 piece)
 8 Dw., 6 Shelves
 79w 25¹/₄d 80¹/₄h
 Dbl. dr. op. 31³/₈w 20³/₄d 36¹/₂h
 Ru. Rough Sawn Br. Maple • Antique Slate

Imperial

NEW – now available in rustic plain sawn white oak
Available in oak, maple, brown maple, cherry, gray elm, hickory, quarter sawn white oak, sap cherry, rustic cherry, rustic hickory and rustic quarter sawn white oak.



ITIM-052 Imperial Bed, queen size

shown in Oak with Briar stain
bed posts are 3" x 3" x 82"; headboard is 52" tall; footboard is 30½" tall



Standard Features

- 1" solid wood tops
- ¾" solid wood side panels
- All doors and drawers are flush
- Solid maple dovetailed drawer boxes
- Bevel mirrors
- Full extension drawer slides
- Standard hardware: A-48



Options

- NO UPCHARGE for any hardware choices on hardware board, except for A-70 & A-71
- Choose your own hardware (upcharge)
- For nightstand options, see nightstand page of Imperial collection
- Pop-out rail secret compartment NOT AVAILABLE
- Single or double jewelry slide-outs behind mirrors (upcharge)
- Blum under-mount concealed drawer slides with soft close (upcharge)

Imperial



Jewelry
Slide-out
Behind
Mirror



JRIM-030 Bev. Mirror
40³/₄w 1³/₄d 34¹/₂h

**BEST
SELLER**

JRIM-057 9 Dw. Dresser
58¹/₂w 22¹/₂d 43¹/₂h
Red Oak • Briar



JRIM-045 Bev. Mirror
48³/₄w 1³/₄d 34¹/₂h

JRIM-069 9 Dw. Dresser
65³/₄w 22¹/₂d 43¹/₂h
Ru. Cherry • Michael's Cherry



JRIM-047-1 Bev. Mirror
25³/₄w 1³/₄d 42¹/₄h

JRIM-051-1 4 Dw. Dresser
49¹/₂w 22¹/₂d 37h
Br. Maple • Earthtone



JRIM-046 Bev. Mirror
43¹/₂w 1³/₄d 40¹/₄h

JRIM-068 7 Dw. Dresser
65³/₄w 22¹/₂d 33h
Br. Maple • Onyx



JRIM-045 Bev. Mirror
48³/₄w 1³/₄d 34¹/₂h

JRIM-063 6 Dw. Dresser
65³/₄w 22¹/₂d 40³/₄h
Ru. Hickory • Earthtone



JRIM-030 Bev. Mirror
40³/₄w 1³/₄d 34¹/₂h

JRIM-058 9 Dw. Dresser
58¹/₂w 22¹/₂d 42³/₄h
Ru. Cherry • Manchester



JRIM-046 Bev. Mirror
43¹/₂w 1³/₄d 40¹/₄h

JRIM-059 7 Dw. Dresser
58¹/₂w 22¹/₂d 34³/₄h
Ru. Cherry • Burnt Umber



JRIM-047-2 Bev. Mirror
25³/₄w 1³/₄d 35¹/₄h

JRIM-061 4 Dw. Vanity Dresser
44w 16¹/₄d 30h

JRIM-016 Vanity Bench
16w 16d 20h
Oak • Mineral (body) / Briar (top)

JRIM-044
Blanket Chest
w/cedar bottom
44w 22¹/₂d 25¹/₄h
Red Oak • Briar





BEST SELLER

JRIM-062 Gentleman's Chest
6 Dw., 1 Dr., 2 Shelves
39½w 22½d 53¼h
Br. Maple • Onyx



BEST SELLER

JRIM-040
6 Dw. Chest
39½w 22½d 53¼h
Red Oak • Briar



JRIM-036
4 Dw. Chest
39½w 22½d 50¾h
Ru. Hickory • Earthtone



JRIM-024
6 Dw. Lingerie Chest
23¼w 22½d 55¾h
Ru. Cherry • Burnt Umber



JRIM-023
5 Dw. Lingerie Chest
23¼w 22½d 49¼h
Ru. Cherry • Burnt Umber



water tray



sliding top security tray (1¾" depth)



LED touch night light (N/A on 019)



power strip
2 outlets / 2 USB

nightstand options



JRIM-019
1 Dw. Nightstand
21½w 19d 30h
Br. Maple • Earthtone



JRIM-021
3 Dw. Nightstand
21½w 18¼d 30h
Red Oak • Briar

BEST SELLER



JRIM-021-4
3 Dw. Nightstand
16¾w 16¼d 30h
Ru. Cherry • Burnt Umber



JRIM-022
1 Dw., 1 Dr. Nightstand
21½w 18¼d 30h
Ru. Cherry • Michael's Cherry



JRIM-027 3 Dw. Nightstand
26w 18¼d 30h
Ru. Hickory • Earthtone



JRIM-028 1 Dw., 2 Dr. Nightstand
26w 18¼d 30h
Ru. Cherry • Burnt Umber



JRIM-029-2 2 Dw. Nightstand
26w 18¼d 32¼h
Br. Maple • Onyx

Imperial



JRIM-035
5 Dw. Chest
32w 22¹/₂d 53¹/₄h
Br. Maple • Earthtone



JRIM-052-1
Sliding Door Chifferobe
5 Dw., 2 Dr., 4 Shelves
43w 22³/₄d 73¹/₄h
Br. Maple • Driftwood



JRIM-041-3
Armoire
3 Dw., 2 Dr., 2 Adj Shelves
40w 24³/₄d 73¹/₄h
Dbl. dr. op. 33¹/₂w 21d 32³/₄h
Ru. Hickory • Earthtone



JRIM-056
Bev. Jewelry Mirror
26w 17d 68¹/₂h

JRIM-056-3
Bev. Cheval Mirror
26w 17d 68¹/₂h
Ru. Hickory • Earthtone



JRIM-039
Chest Armoire
6 Dw., 2 Dr., 1 Shelf
40w 22³/₄d 73¹/₄h
Dbl. dr. op. 33¹/₂w 19d 21h
Ru. Cherry • Michael's Cherry



JRIM-041
Armoire
2 Dw., 2 Dr., 2 Adj Shelves
40w 24³/₄d 73¹/₄h
Dbl. dr. op. 33¹/₂w 21d 423³/₈h
Ru. Hickory • Earthtone

Ironwood

Available in rustic rough sawn brown maple only.



ITI-085 Ironwood Bed, king size
shown in Rustic Rough Sawn Brown Maple with Almond stain
headboard is 70" tall; footboard is 32" tall



Standard Features

- 1 $\frac{3}{4}$ " solid wood tops
- Solid wood inset end panels
- Metal accents
- All doors and drawers are flush
- Solid maple dovetailed drawer boxes
- Bevel mirrors
- Soft close door hinges on all doors
- Full extension drawer slides
- Standard hardware: A-27 & A-28



Options

- NO UPCHARGE for any hardware choices on hardware board, except for A-70 & A-71
- Choose your own hardware (upcharge)
- For nightstand options, see nightstand page of Ironwood collection
- Pop-out rail secret compartment (upcharge)
- Single or double jewelry slide-outs behind mirrors (upcharge)
- Blum under-mount concealed drawer slides with soft close (upcharge)

Ironwood



JRI-045 Bev. Mirror
50 $\frac{1}{2}$ w 2 $\frac{1}{2}$ d 39 $\frac{1}{2}$ h

JRI-069 9 Dw. Dresser
66w 21d 43 $\frac{3}{4}$ h

Ru. Rough Sawn Br. Maple • Vintage Antique



JRI-045 Bev. Mirror
50 $\frac{1}{2}$ w 2 $\frac{1}{2}$ d 39 $\frac{1}{2}$ h

JRI-063 6 Dw. Dresser
66w 21d 40h

Ru. Rough Sawn Br. Maple • Almond



JRI-047-1 Bev. Mirror
28 $\frac{1}{4}$ w 2 $\frac{1}{2}$ d 47h

JRI-051-1 4 Dw. Dresser
50w 21d 36 $\frac{1}{2}$ h

Ru. Rough Sawn Br. Maple • Antique Slate



JRI-030 Bev. Mirror
42 $\frac{1}{2}$ w 2 $\frac{1}{2}$ d 39 $\frac{1}{2}$ h

JRI-057 9 Dw. Dresser
59w 21d 43 $\frac{3}{4}$ h

Ru. Rough Sawn Br. Maple • Almond



JRI-030 Bev. Mirror
42 $\frac{1}{2}$ w 2 $\frac{1}{2}$ d 39 $\frac{1}{2}$ h

JRI-058 9 Dw. Dresser
59w 21d 42 $\frac{3}{4}$ h

Ru. Rough Sawn Br. Maple • Almond

JRI-040 6 Dw. Chest
40w 21d 54 $\frac{1}{2}$ h
Ru. Rough Sawn Br. Maple • Almond



optional pop-out rail secret compartment (1 $\frac{1}{2}$ " depth)



JRI-036 4 Dw. Chest
40w 21d 50 $\frac{3}{4}$ h
Ru. Rough Sawn Br. Maple • Almond





JRI-056
Bev. Jewelry Mirror
26w 17d 72h

JRI-056-3
Bev. Cheval Mirror
26w 17d 72h
Ru. Rough Sawn Br. Maple •
Rich Tobacco (top) and
Pewter Glaze (body)



JRI-019 1 Dw. Nightstand
21¹/₄w 18³/₄d 29¹/₄h
Ru. Rough Sawn Br. Maple •
Antique Slate



JRI-044
Blanket Chest w/cedar bottom
44w 21d 21¹/₂h
Ru. Rough Sawn Br. Maple • Almond



JRI-021 3 Dw. Nightstand
20w 17d 29³/₄h
Ru. Rough Sawn Br. Maple •
Almond



JRI-022 1 Dw., 1 Dr. Nightstand
20w 17d 29³/₄h
Ru. Rough Sawn Br. Maple •
Almond



JRI-029-2 2 Dw. Nightstand
25w 17d 32¹/₂h
Ru. Rough Sawn Br. Maple •
Vintage Antique



JRI-029-3 3 Dw. Nightstand
30w 17d 32¹/₂h
Ru. Rough Sawn Br. Maple •
Almond



JRI-062 Gentleman's Chest
6 Dw., 1 Dr., 2 Shelves
40w 21d 54¹/₂h
Ru. Rough Sawn Br. Maple • Almond



JRI-055
11 Dw. Double Chest
59w 21d 54¹/₂h
Ru. Rough Sawn Br. Maple • Vintage Antique

nightstand options



water tray



LED touch night
light (N/A on 019)



power strip
2 outlets / 2 USB



sliding top security
tray (1³/₄" depth)

Ironwood



JRI-039 Chest Armoire
6 Dw., 2 Dr., 1 Shelf
40w 21d 71h
Dbl. dr. op. 32½w 19d 18¾h
Ru. Rough Sawn Br. Maple • Antique Slate



JRI-052-1 Sliding Door Chifferobe
5 Dw., 2 Dr., 4 Shelves
44w 21d 71h
Ru. Rough Sawn Br. Maple •
Rich Tobacco (top) and Pewter Glaze (body)



JRI-041 Armoire
2 Dw., 2 Dr., 2 Shelves
40w 23d 71h
Dbl. dr. op. 32½w 20¾d 41½h
Ru. Rough Sawn Br. Maple • Almond



JRI-041-3 Armoire
3 Dw., 2 Dr., 2 Shelves
40w 23d 71h
Dbl. dr. op. 32½w 20¾d 33¾h
Ru. Rough Sawn Br. Maple • Almond



JRI-050
Wardrobe Armoire
1 Dw., 2 Dr.,
1 Rod & Shelf
44w 23d 71h
I.D.: 37w 20¾d 54¾h
Ru. Rough Sawn Br. Maple •
Almond



all rods are adjustable

Kascade

NEW – now available in rustic plain sawn white oak
 Available in oak, maple, brown maple, cherry, gray elm, hickory, quarter sawn white oak, sap cherry, rustic cherry, rustic hickory and rustic quarter sawn white oak.

Kascade



ITF-076, Queen Bed

shown in Brown Maple with Manchester stain
 headboard is 57" tall; footboard is 29" tall



Standard Features

- 1" solid wood tops
- Full extension drawer slides
- 1 $\frac{3}{4}$ " x 1 $\frac{3}{4}$ " square post on 4 corners
- All drawers and doors are flush
- Solid maple dovetailed drawer boxes
- Beveled mirror
- Arched front base and half arched doors
- Soft close door hinges on all doors
- Standard hardware: A-57
 1 $\frac{3}{4}$ " painted black sq. knob



Options

- NO UPCHARGE for any hardware choices on hardware board, except for A-70 & A-71
- Choose your own hardware (upcharge)
- For nightstand options, see nightstand page of Kascade collection
- Single or double jewelry slide-outs behind mirrors (upcharge)
- Blum under-mount concealed drawer slides with soft close (upcharge)
- Pop-out rail secret compartment NOT AVAILABLE

Kascade

Kascade



JRK-031
Bev. Crown Mirror
57⁵/₈w 5¹/₄d 37³/₄h
JRK-073 9 Dw. Dresser
71w 21d 38h



JRK-030
Bev. Crown Mirror
41³/₄w 5¹/₄d 38h
JRK-057 9 Dw. Dresser
58w 21d 38³/₄h



Jewelry
Slide-out
Behind
Mirror



JRK-049-1
Bev. Mirror
27¹/₂w 2¹/₄d 45³/₄h

JRK-051-1
4 Dw. Dresser
49w 21d 32¹/₂h



JRK-048
Bev. Mirror
41³/₄w 5¹/₄d 45³/₄h

JRK-049-2
Bev. Mirror
27¹/₂w 39h

JRK-061
4 Dw. Vanity Dresser
43¹/₄w 17d 30h

JRK-016
Vanity Bench
16w 16d 20h
Sap Cherry •
New Carrington



JRK-059
7 Dw. Dresser
58w 21d 34h



JRK-072
7 Dw. Dresser
71w 21d 34h



JRK-066
10 Dw. Dresser
65w 21d 35h



JRK-058
9 Dw. Dresser
58w 21d 38h



NEW

JRK-045
Bev. Mirror
49³/₄w 5¹/₄d 38h

JRK-069
9 Dw. Mule Dresser
65w 21d 38³/₄h
Br. Maple • Manchester



JRK-055
11 Dw. Double Chest
58w 21d 48³/₄h

Kascade




JRK-040
6 Dw. Chest
39w 21d 48³/₄h



JRK-032
4 Dw. Child's Chest
39w 21d 34³/₄h



JRK-032-1
5 Dw. Child's Chest
39w 21d 40³/₄h



JRK-040-2
4 Dw. Media Chest
open media space replaces
top 2 drawers of JRK-040
39w 21d 48³/₄h



JRK-032-2
4 Dw. Media Chest
open media space above
JRK-032 4 Dw. Child's Chest
39w 17d 34³/₄h



JRK-024
6 Dw. Lingerie Chest
22¹/₂w 21d 51¹/₂h



JRK-023
5 Dw. Lingerie Chest
22¹/₂w 21d 44³/₄h



JRK-035
5 Dw. Chest
31³/₈w 21d 48³/₄h



JRK-037
7 Dw. Chest-on-Chest
37w 21d 51¼h
Br. Maple • Manchester



JRK-043 9 Dw. Chest
39w 21d 50h



JRK-044
Blanket Chest w/Cedar Bottom
44w 21d 21¼h



JRK-038
Bev. Chest Mirror
34¾w 5¼d 22¼h



JRK-042 7 Dw. Chest
39w 21d 51¼h



JRK-051 His & Hers Chest
7 Dw., 2 Dr., 4 Shelves
49w 21d 48½h

Kascade

nightstand options



water tray



sliding top security tray (1¾" depth)



LED touch night light (N/A on 019)



power strip
2 outlets / 2 USB



JRK-019
1 Dw. Nightstand
21w 18d 28¾h



JRK-021
3 Dw. Nightstand
21w 17d 28¾h

**BEST
SELLER**



JRK-022
1 Dw., 1 Dr. Nightstand
21w 17d 28¾h



JRK-025
3 Dw. Nightstand
25w 17d 25¼h



JRK-026
1 Dw., 2 Dr. Nightstand
25w 17d 25¼h



JRK-027
3 Dw. Nightstand
25w 17d 28¾h



JRK-028
1 Dw., 2 Dr. Nightstand
25w 17d 28¾h



JRK-029
3 Dw. Nightstand
25w 17d 33h



JRK-029-2
2 Dw. Nightstand
25w 17d 33h



JRK-062
Gentleman's Chest
6 Dw., 1 Dr., 2 Shelves
39w 21d 52¹/₄h



JRK-039
Chest Armoire (2 piece)
6 Dw., 2 Dr., 1 Shelf
41w 23³/₄d 72h
Dbl. dr. op. 30¹/₂w 18¹/₄d 22³/₄h



JRK-052 Chifferobe
4 Dw., 3 Dr., 5 Shelves
53w 23³/₄d 72h
Dbl. dr. op. 25³/₄w 18³/₄d 30¹/₂h



JRK-050 Wardrobe Armoire
1 Dw., 2 Dr., 1 Clothes Rod & Shelf
48¹/₈w 25³/₄d 72h
I.D.: 37¹/₂w 21d 57³/₈h



all rods are adjustable

Kascade



JRK-041-3
 Armoire (2 piece)
 2 Piece, 3 Dw., 2 Dr., 2 Shelves
 41w 25³/₄d 72h
 Dbl. dr. op. 30¹/₂w 20³/₄d 34⁵/₈h



JRK-041
 Armoire (2 piece)
 2 Dw., 2 Dr., 2 Shelves
 41w 25³/₄d 72h
 Dbl. dr. op. 30¹/₂w 20³/₄d 43⁵/₈h



JRK-053
 Mule Chest (2 piece)
 9 Dw., 4 Dr. and 6 Shelves
 67w 23³/₄d 78h
 Dbl. dr. op. 28³/₄w 18³/₄d 37³/₄h



JRK-054
 Deluxe Mule Chest (2 piece)
 8 Dw., 4 Dr. and 6 Shelves
 75¹/₂w 25³/₄d 78h
 Dbl. dr. op. 32¹/₄w 20³/₄d 40⁵/₈h

Lexington

NEW – now available in rustic plain sawn white oak
 Available in oak, maple, brown maple, cherry, gray elm, hickory, quarter sawn white oak, sap cherry, rustic cherry, rustic hickory and rustic quarter sawn white oak.



Lexington

ITL-082 Lexington Bed, queen size
 shown in Brown Maple with Old Museum stain
 headboard is 67" tall; footboard is 35" tall



Brown Maple
 ONLY

Standard Features

- 1" solid wood tops with 1" radius on three edges
- 3" solid posts with raised panels
- Arched raised panel sides and doors
- Slightly raised flush door fronts
- Solid maple dovetailed drawer boxes
- Beveled mirrors
- Full extension drawer slides
- Soft close door hinges on all doors
- Standard hardware - two color choices:



A-11 & A-12



A-13 & A-14

Options

- **NO UPCHARGE** for any hardware choices on hardware board, except for A-70 & A-71
- Choose your own hardware (upcharge)
- Omit raised panels in posts
- For nightstand options, see nightstand page of Lexington collection
- Pop-out rail secret compartment (upcharge)
- Single or double jewelry slide-outs behind mirrors (upcharge)
- Blum under-mount concealed drawer slides with soft close (upcharge)

Lexington

Lexington



JRL-030 Bev. Post Mirror
47½w 4d 37h

JRL-057 9 Dw. Dresser
63w 22¾d 45¾h



JRL-047-1 Bev. Mirror
33½w 4d 45¾h

JRL-051-1 4 Dw. Dresser
54w 22½d 38½h



JRL-048 Bev. Post Mirror
47½w 4d 44¾h

JRL-068 7 Dw. Dresser
70w 22¾d 36¼h



JRL-031 Bev. Post Mirror
63¾w 4d 37h

JRL-073 9 Dw. Dresser
76w 22¾d 45h



JRL-030 Bev. Post Mirror
47½w 4d 37h

JRL-058 9 Dw. Dresser
63w 22¾d 45h



JRL-047-2 Bev. Mirror
33½w 38h

JRL-061 4 Dw. Vanity Dresser
49w 18½d 31¼h

JRL-016 Vanity Bench
16w 16d 20h
Ru. Cherry • Michael's Cherry



Jewelry
Slide-out
Behind
Mirror



Jewelry Drawer

JRL-030 Bev. Post Mirror
47½w 4d 37h

JRL-067-1
9 Dw. Dresser w/2 Jewelry Dw.
70w 22½d 45h



JRL-067
7 Dw. Dresser w/2 Jewelry Dw.
70w 22½d 36h



JRL-045 Bev. Mirror
56w 4d 37h

JRL-063 6 Dw. Dresser
70w 22³/₄d 40h
Br. Maple • Rich Tobacco



JRL-056
Bev. Jewelry Mirror
26w 17d 66¹/₂h

JRL-056-3
Bev. Cheval Mirror
26w 17d 66¹/₂h
Br. Maple • Rich Tobacco



JRL-059
7 Dw. Dresser
63w 22³/₄d 37³/₄h



JRL-072
7 Dw. Dresser
76w 22³/₄d 37³/₄h

**BEST
SELLER**



JRL-030
Bev. Post Mirror
47¹/₂w 4d 37h

JRL-069 9 Dw. Dresser
70w 22¹/₂d 45³/₄h
Br. Maple • Old Museum



JRL-066
10 Dw. Dresser
70w 22¹/₂d 41³/₄h

Lexington



JRL-032
4 Dw. Child's Chest
44w 23d 36h



JRL-032-1
5 Dw. Child's Chest
44w 23d 43½h



JRL-040-2
4 Dw. Media Chest
44w 22¾d 56¼h



JRL-032-2
4 Dw. Media Chest
44w 18½d 36h



JRL-040 6 Dw. Chest
44w 22¾d 56¼h



JRL-062 Gentleman's Chest
6 Dw., 1 Dr., 2 Shelves
44w 22¾d 56¼h



JRL-035
5 Dw. Chest
36 $\frac{1}{2}$ w 22 $\frac{1}{2}$ d 56 $\frac{1}{4}$ h



JRL-036 4 Dw. Chest
44w 22 $\frac{3}{4}$ d 51h
Br. Maple • Rich Tobacco



**BEST
SELLER**

JRL-042
7 Dw. Chest
44w 22 $\frac{3}{4}$ d 59 $\frac{1}{2}$ h
Br. Maple • Old Museum



JRL-051-2
2 Dw. Media Chest
54w 18 $\frac{1}{2}$ d 38 $\frac{1}{2}$ h
Br. Maple • Rich Tobacco



optional pop-out rail
secret compartment
(1 $\frac{1}{2}$ " depth)



JRL-055
11 Dw. Double Chest
63w 22 $\frac{3}{4}$ d 56 $\frac{1}{4}$ h



JRL-051 His & Hers Chest
7 Dw., 2 Dr., 4 Shelves
54w 22 $\frac{1}{2}$ d 56 $\frac{1}{4}$ h

Lexington

nightstand options



water tray



sliding top security tray (1 3/4" depth)



LED touch night light (N/A on 019)



power strip
2 outlets / 2 USB



JRL-044
Blanket Chest w/Cedar Bottom
46w 22 1/2d 21 1/2h



JRL-024
6 Dw. Lingerie Chest
27 1/2w 22 1/2d 59 1/2h



JRL-023
5 Dw. Lingerie Chest
27 1/2w 22 1/2d 52 1/4h



JRL-019
1 Dw. Nightstand
23 1/4w 18 1/2d 30 1/4h



JRL-021
3 Dw. Nightstand
25 1/2w 18 1/2d 30 1/4h



available with optional sliding top



JRL-021-4
3 Dw. Nightstand
21w 16 1/2d 30 1/4h
Br. Maple • Rich Tobacco



JRL-022
1 Dw., 1 Dr. Nightstand
25 1/2w 18 1/2d 30 1/4h



JRL-029
3 Dw. Nightstand
25 3/4w 18 1/2d 33 1/4h



JRL-029-2
2 Dw. Nightstand
25 3/4w 18 1/2d 33 1/4h



JRL-029-3
3 Dw. Nightstand
30w 18 1/2d 33 1/4h
Br. Maple • Old Museum



JRL-052-1 Chifferobe
 5 Dw., 2 Dr., 4 Shelves
 50w 23½d 73h
 Br. Maple • Rich Tobacco



JRL-039 Chest Armoire
 6 Dw., 2 Dr., 1 Shelf
 46w 23½d 73h
 Dbl. dr. op. 32½w 18½d 18¾h



JRL-052 Chifferobe
 4 Dw., 3 Dr., 5 Shelves
 56w 23½d 73h
 Dbl. dr. op. 24¾w 18½d 26h



JRL-050 Wardrobe Armoire
 1 Dw., 2 Dr., 1 Rod & Shelf
 50w 25¼d 73h
 I.D.: 38½w 20½d 54h



all rods are adjustable

Lexington



JRL-041-3 Armoire
3 Dw., 2 Dr., 2 Shelves
46w 25¹/₂d 73h
Dbl. dr. op. 32¹/₂w 20¹/₂" d 33¹/₄h



JRL-053 Mule Chest (2 piece)
9 Dw., 4 Dr., 6 Shelves
72w 23¹/₂d 77h
Dbl. dr. op. 27³/₄w 18¹/₂d 31¹/₂h
Br. Maple • Rich Tobacco



JRL-041 Armoire
2 Dw., 2 Dr., 2 Shelves
46w 25¹/₂d 73h
Dbl. dr. op. 32¹/₂w 20¹/₂" d 41¹/₂h



JRL-054 Deluxe Mule Chest (2 piece)
8 Dw., 4 Dr., 6 Shelves
80³/₈w 25¹/₂d 76³/₄h
Dbl. dr. op. 31¹/₄w 20¹/₂d 36¹/₂h
Br. Maple • Rich Tobacco

Liberty

NEW – now available in rustic plain sawn white oak
Available in oak and brown maple only.



ITLB-034 Liberty Bed, queen size
shown in Brown Maple with FC-48015 Sandstone stain
headboard is 48" tall; footboard is 15 $\frac{1}{8}$ " tall



Standard Features

- $\frac{3}{4}$ " solid wood tops
- $\frac{3}{4}$ " solid wood panel sides
- All doors and drawers are flush
- Solid maple dovetailed drawer boxes
- Beveled mirrors
- Full extension drawer slides
- Standard hardware: A-51



Options

- NO UPCHARGE for any hardware choices on hardware board, except for A-70 & A-71
- Choose your own hardware (upcharge)
- For nightstand options, see nightstand page of Liberty collection
- Pop-out rail secret compartment NOT AVAILABLE
- Single or double jewelry slide-outs behind mirrors (upcharge)
- Blum under-mount concealed drawer slides with soft close (upcharge)

Liberty

Liberty



JRLB-045-1 Bev. Mirror
50 $\frac{1}{2}$ w 3 $\frac{3}{4}$ d 25 $\frac{1}{4}$ h
shown as wall
mirror option

JRLB-063
6 Dw. Dresser
62 $\frac{3}{4}$ w 19d 39 $\frac{3}{4}$ h
Br. Maple • Almond



JRLB-045 Bev. Mirror
50 $\frac{1}{2}$ w 3 $\frac{3}{4}$ d 34 $\frac{1}{4}$ h

JRLB-057-1 6 Dw. Dresser
55 $\frac{1}{4}$ w 19d 39 $\frac{3}{4}$ h
Br. Maple • Sandstone



JRLB-036 4 Dw. Chest
36w 19d 49 $\frac{3}{4}$ h
Br. Maple • Almond



JRLB-036-2 4 Dw. Chest
22 $\frac{1}{2}$ w 19d 49 $\frac{3}{4}$ h
Br. Maple • Manchester



JRLB-036-1 4 Dw. Chest
28 $\frac{1}{2}$ w 19d 49 $\frac{3}{4}$ h
Br. Maple • Sandstone



JRLB-027-2
1 Dw. Nightstand
22 $\frac{1}{2}$ w 17d 26 $\frac{1}{2}$ h
Br. Maple • Manchester



JRLB-027-1
2 Dw. Nightstand
22 $\frac{1}{2}$ w 17d 29 $\frac{3}{4}$ h
Br. Maple • Dark Knight Gold Base

nightstand options



LED touch
night light



JRLB-032-2
2 Dw. Media Chest
36w 17d 36 $\frac{1}{4}$ h
Br. Maple • Manchester

Lincoln

NEW – now available in rustic plain sawn white oak
Available in oak, maple, brown maple, cherry, gray elm, hickory, quarter sawn white oak, sap cherry, rustic cherry, rustic hickory and rustic quarter sawn white oak.



ITLN-062 Lincoln Bed, queen size
shown in Sap Cherry with Burnt Umber stain
headboard 53½" tall, footboard 19" tall



Standard Features

- ¾" solid wood tops
- ¾" solid wood panel sides
- All doors and drawers are flush
- Solid maple dovetailed drawer boxes
- Beveled mirrors
- Full extension drawer slides
- Standard hardware: A-66 & A-67



Options

- **NO UPCHARGE** for any hardware choices on hardware board, except for A-70 & A-71
- Choose your own hardware (upcharge)
- For nightstand options, see nightstand page of Lincoln collection
- Single or double jewelry slide-outs behind mirrors (upcharge)
- Pop-out rail secret compartment (upcharge)

Lincoln



JRLN-048 Bev. Mirror
41w 1d 45½h
JRLN-072 7 Dw. Dresser
72½w 21¾d 34h
Sap Cherry • Manchester



JRLN-048 Bev. Mirror
41w 1d 45½h
JRLN-068 7 Dw. Dresser
66½w 21¾d 32½h
Ru. Hickory • Manchester (top)
Limed Oak (body)



JRLN-045
Bev. Mirror
49w 1d 37½h
JRLN-063
6 Dw. Dresser
66½w 21¾d 40h
Oak • Earthtone



JRLN-030 Bev. Mirror
41w 1d 37¾h
JRLN-069 9 Dw. Dresser
66½w 21¾d 43¾h
Sap Cherry • Burnt Umber



JRLN-058
9 Dw. Dresser
59½w 21¾d 43h
Sap Cherry • Manchester



JRLN-030
Bev. Mirror
41w 1d 37¾h
JRLN-057
9 Dw. Dresser
59½w 21¾d 43¾h
Sap Cherry •
Burnt Umber



JRLN-048
Bev. Mirror
41w 1d 45½h
JRLN-059
7 Dw. Dresser
59½w 21¾d 34h
Sap Cherry •
Manchester



JRLN-047-1
 Bev. Mirror
 26³/₄w 1d 46h

JRLN-051-1
 4 Dw. Dresser
 50¹/₂w 21³/₄d 36¹/₂h
 Br. Maple •
 Antique Slate



optional pop-out rail
 secret compartment
 (1¹/₂" depth)

JRLN-074 9 Dw. Dresser
 72¹/₂w 21³/₄d 43³/₄h
 Sap Cherry • Burnt Umber



JRLN-032
 4 Dw. Childs Chest
 40¹/₂w 21³/₄d 34h
 Br. Maple • Antique Slate



JRLN-032-1
 5 Dw. Childs Chest
 40¹/₂w 21³/₄d 41¹/₂h
 Br. Maple • Antique Slate



JRLN-040 6 Dw. Chest
 40¹/₂w 22³/₄d 54³/₄h
 Ru. Hickory • Manchester (top) Limed Oak (body)



JRLN-036 4 Dw. Chest
 40¹/₂w 21³/₄d 51h
 Oak • Earthtone



JRLN-035 5 Dw. Chest
 33w 21³/₄d 54³/₄h
 Sap Cherry • Manchester

Lincoln



JRLN-019 1 Dw. Nightstand
23w 20¹/₂d 29¹/₄h
Br. Maple • Antique Slate



JRLN-021 3 Dw. Nightstand
21³/₄w 17³/₄d 29¹/₄h
Ru. Hickory • Manchester • Limed Oak



JRLN-021 3 Dw. Nightstand
21³/₄w 17³/₄d 29¹/₄h



JRLN-022
1 Dw. 1 Dr.
Nightstand
21³/₄w 17³/₄d 29¹/₄h
Sap Cherry • Manchester



JRLN-025-2
2 Dw. Nightstand
26¹/₂w 17³/₄d 26h
Br. Maple • Antique Slate



JRLN-029-3
3 Dw. Nightstand
30w 17³/₄d 32¹/₂h
Oak • Earthtone



JRLN-052-1
Sliding Door Chifferobe
5 Dw., 2 Dr., 4 Shelves
44¹/₂w 21³/₄d 71h
Sap Cherry • Manchester

nightstand options



water tray



sliding top security
tray (1³/₄" depth)



LED touch night
light (N/A on 019)



power strip
2 outlets / 2 USB



JRLN-044
Blanket Chest w/ Cedar Bottom
44w 21d 21h
Br. Maple • Antique Slate

Live Wood

Available in cherry, rustic cherry, walnut and rustic walnut.



ITLW-068 Live Wood Bed, king size
shown in Rustic Cherry with Vintage Antuque stain
headboard 53" tall, footboard 26" tall



ITLW-068 Live Wood Bed, queen size
shown in Rustic Walnut with Bel Air stain
headboard 53" tall, footboard 26" tall

Standard Features

- 1 $\frac{1}{4}$ " solid wood tops
- $\frac{3}{4}$ " solid side panels
- Solid maple dovetailed drawer boxes
- Beveled mirrors
- Standard hardware: A-63 & A-64



Options

- NO UPCHARGE for any hardware choices on hardware board, except for A-70 & A-71
- Choose your own hardware (upcharge)
- For nightstand options, see nightstand page of Live Wood collection
- Blum under-mount concealed drawer slides with soft close (upcharge)
- Single or double jewelry slide-outs behind mirrors (upcharge)
- Pop-out rail secret compartment (upcharge)

Live Wood



JRW-046 Bev. Mirror
46w 2½d 39¾h
JRW-068 7 Dw. Dresser
66w 21d 31h



JRW-030 Bev. Mirror
42½w 2½d 33¾h
JRW-057 9 Dw. Dresser
59w 21d 42¼h



JRW-040
6 Dw. Chest
40w 21d 52¾h



JRW-035
5 Dw. Chest
32½w 21d 52¾h

nightstand options



water tray



sliding top security tray (1¾" depth)



LED touch night light (N/A on **019**)



power strip
2 outlets / 2 USB

JRW-021
3 Dw. Nightstand
20w 17d 27¾h



JRW-029-2
2 Dw. Nightstand
25w 17d 30½h

Matison

NEW – now available in rustic plain sawn white oak
Available in oak, maple, brown maple, cherry, gray elm, hickory, quarter sawn white oak, sap cherry, rustic cherry, rustic hickory and rustic quarter sawn white oak.

Matison



ITMT-067 Matison Bed, queen size
shown in Rustic Hickory with Charwood stain
headboard is 55" tall; footboard is 30" tall



Standard Features

- 1" solid tops
- Solid wood 3" x 1½" corner posts
- Solid wood side panels
- Soft close door hinges on all doors
- Full extension drawer slides
- Beveled mirrors
- Standard hardware: A-52 – 1" black round knob



Options

- **NO UPCHARGE** for any hardware choices on hardware board, except for A-70 & A-71
- Choose your own hardware (upcharge)
- For nightstand options, see nightstand page of Matison collection
- Pop-out rail secret compartment (upcharge)
- Single or double jewelry slide-outs behind mirrors (upcharge)
- Blum under-mount concealed drawer slides with soft close (upcharge)

Matson

Matson



JRMT-031 Bev. Mirror
60³/₄w 32h
JRMT-072 7 Dw. Dresser
74¹/₂w 21¹/₂d 33³/₄h
Oak • Autumn Oak



JRMT-030 Bev. Mirror
44³/₄w 32h
JRMT-069 9 Dw. Mule Dresser
68¹/₂w 21¹/₂d 43¹/₂h
Br. Maple • Rich Tobacco



Jewelry
Slide-out
Behind
Mirror



Jewelry Drawer



JRMT-031 Bev. Mirror
60³/₄w 32h
JRMT-073 9 Dw. Dresser
74¹/₂w 21¹/₂d 42h
Ru. Hickory • Golden Harvest



JRMT-030 Bev. Mirror
44³/₄w 32h
JRMT-067-1
9 Dw. Dresser w/2 Jewelry Dw.
68¹/₂w 21¹/₂d 42h
Br. Maple • Golden Brown



JRMT-030 Bev. Mirror
44³/₄w 32h

JRMT-066 10 Dw. Dresser
68¹/₂w 21¹/₂d 39¹/₂h
Ru. Cherry • New Carrington



JRMT-047-2 Bev. Mirror
30¹/₂w 32¹/₂h

JRMT-061 4 Dw. Vanity Dresser
48w 17¹/₂d 29³/₄h

JRMT-016 Vanity Bench
16w 16d 20h
Br. Maple • Onyx

JRMT-046
Bev. Mirror
48¹/₄w 37¹/₂h

JRMT-068
7 Dw. Dresser
68¹/₂w 21¹/₂d 32¹/₄h
Ru. QSW0 • Lite Asbury



JRMT-047-1
Bev. Mirror
30¹/₂w 39¹/₂h

JRMT-051-1
4 Dw. Dresser
52¹/₂w 21¹/₂d 36h
QSW0 • Golden Brown



JRMT-030
Bev. Mirror
44³/₄w 32h

JRMT-057
9 Dw. Dresser
61¹/₂w 21¹/₂d 43¹/₂h
Ru. QSW0 • Lite Asbury

**BEST
SELLER**



JRMT-030
Bev. Mirror
44³/₄w 32h

JRMT-058
9 Dw. Dresser
61¹/₂w 21¹/₂d 42h
Sap Cherry •
Burnt Umber

Matson



JRMT-067 7 Dw. Dresser
w/2 Jewelry Dw.
68 $\frac{1}{2}$ w 21 $\frac{1}{2}$ d 33 $\frac{3}{4}$ h
Br. Maple • Golden Brown



JRMT-059 7 Dw. Dresser
61 $\frac{1}{2}$ w 21 $\frac{1}{2}$ d 33 $\frac{3}{4}$ h
Sap Cherry • Burnt Umber



JRMT-040-2 4 Dw. Media Chest
42 $\frac{1}{2}$ w 21 $\frac{1}{2}$ d 54h
Br. Maple • Golden Brown



JRMT-040 6 Dw. Chest
42 $\frac{1}{2}$ w 21 $\frac{1}{2}$ d 54h
Ru. QSWO • Lite Asbury

**BEST
SELLER**



JRMT-035 5 Dw. Chest
35w 21 $\frac{1}{2}$ d 54h
Ru. Hickory • Golden Harvest



JRMT-042
7 Dw. Chest
42 $\frac{1}{2}$ w 21 $\frac{1}{2}$ d 57 $\frac{1}{4}$ h
Ru. Hickory • Golden Harvest



JRMT-043
9 Dw. Chest
42 $\frac{1}{2}$ w 21 $\frac{1}{2}$ d 56h
Ru. QSWO • Lite Asbury



JRMT-062 Gentleman's Chest
6 Dw., 1 Door, 2 Shelves
42 $\frac{1}{2}$ w 21 $\frac{1}{2}$ d 54h
Oak • Autumn Oak



JRMT-051-8 6 Dw. Chest
52½w 21½d 54h
Ru. Cherry • New Carrington



JRMT-055
11 Dw. Double Chest
61½w 21½d 54h
Br. Maple • Rich Tobacco



JRMT-024 6 Dw. Lingerie Chest
26w 21½d 57¼h
Sap Cherry • Burnt Umber



JRMT-023 5 Dw. Lingerie Chest
26w 21½d 50h
Sap Cherry • Burnt Umber



optional pop-out rail
secret compartment
(1½" depth)



JRMT-044 Blanket Chest w/Cedar Bottom
44w 21d 22h
Ru. QSWO • Lite Asbury



JRMT-032-2 4 Dw. Media Chest
42½w 17½d 41h
QSWO • Golden Brown



JRMT-032-1 5 Dw. Child's Chest
42½w 21½d 41h
QSWO • Golden Brown



JRMT-032 4 Dw. Child's Chest
42½w 21½d 33¾h
QSWO • Golden Brown

Matson



JRMT-056
Bev. Jewelry Mirror
26w 17d 65½h



JRMT-056-3
Bev. Cheval Mirror
26w 17d 65½h
Br. Maple • Briar



JRMT-051 His & Hers Chest
7 Dw., 2 Dr., 4 Shelves
52½w 21½d 54h
QSWO • Golden Brown



JRMT-019
1 Dw. Nightstand
24½w 19d 29h
QSWO • Golden Brown

nightstand options



water tray



sliding top security tray (1¾" depth)



LED touch night light (N/A on 019)



power strip
2 outlets / 2 USB



JRMT-021
3 Dw. Nightstand
24½w 17½d 29h
Ru. QSWO • Lite Asbury



JRMT-022
1 Dw., 1 Dr. Nightstand
24½w 17½d 29h
Oak • Autumn Oak



JRMT-025
3 Dw. Nightstand
29w 17½d 25h
Br. Maple • Rich Tobacco



JRMT-026
1 Dw., 2 Dr. Nightstand
29w 17½d 25h
Ru. QSWO • Lite Asbury



JRMT-027
3 Dw. Nightstand
29w 17½d 29h
Sap Cherry • Burnt Umber



JRMT-028
1 Dw., 2 Dr. Nightstand
29w 17½d 29h
Ru. Cherry • New Carrington



JRMT-029
3 Dw. Nightstand
29w 17½d 32¼h
Br. Maple • Golden Brown



JRMT-029-2
2 Dw. Nightstand
29w 17½d 32¼h
Ru. Hickory • Golden Harvest



JRMT-039 Chest Armoire
 6 Dw., 2 Dr., 1 Shelf
 43¹/₂w 22d 70³/₄h
 DbI. dr. op. 32¹/₂w 19d 18³/₄h
Sap Cherry • Burnt Umber



optional pop-out rail
 secret compartment
 (1¹/₂" depth)



all rods are adjustable



JRMT-050 Wardrobe Armoire
 1 Dw., 2 Dr., 1 Shelf, 1 Rod
 47¹/₂w 24d 70³/₄h
 I.D.: 36¹/₂w 21d 52¹/₂h
Oak • Autumn Oak



JRMT-041 Armoire
 2 Dw., 2 Dr., 2 Shelves
 43¹/₂w 24d 70³/₄h
 DbI. dr. op. 32¹/₂w 21d 41¹/₂h
Br. Maple • Rich Tobacco



JRMT-041-3 Armoire
 3 Dw., 2 Dr., 2 Shelves
 43¹/₂w 24d 70³/₄h
 DbI. dr. op. 32¹/₂w 21d 33³/₄h
Br. Maple • Rich Tobacco

Matison



JRMT-052 Chifferobe
4 Dw., 3 Dr., 5 Shelves
53 $\frac{1}{2}$ "w 22d 70 $\frac{3}{4}$ "h
Dbl. dr. op. 24 $\frac{15}{16}$ "w 19d 26h
Ru. QSW0 • Lite Asbury



JRMT-052-1 Sliding Door Chifferobe
5 Dw., 2 Dr., 4 Shelves
47 $\frac{1}{2}$ "w 22d 70 $\frac{3}{4}$ "h
Ru. Cherry • Natural



JRMT-053 Mule Chest (2 piece)
9 Dw., 4 Dr., 6 Shelves
69 $\frac{1}{2}$ "w 22d 76 $\frac{1}{2}$ "h
Dbl. dr. op. 27 $\frac{1}{8}$ "w 19d 31 $\frac{1}{2}$ "h
Ru. Cherry • New Carrington



JRMT-054 Deluxe Mule Chest (2 piece)
8 Dw., 4 Dr., 6 Shelves
77 $\frac{3}{4}$ "w 24d 76h
Dbl. dr. op. 31 $\frac{1}{4}$ "w 21d 36 $\frac{1}{2}$ "h
Br. Maple • Golden Brown

Monarch

NEW – now available in rustic plain sawn white oak
Available in oak, maple, brown maple, cherry, gray elm, hickory, quarter sawn white oak, sap cherry, rustic cherry, rustic hickory and rustic quarter sawn white oak.



Monarch

ITM0-033 Monarch Bed, queen size
shown in Brown Maple with Smoke stain
headboard 50" tall, footboard 19½" tall



Standard Features

- 1¼" solid wood tops
- Blum under-mount concealed drawer slide with soft close
- Solid maple dovetailed drawer boxes
- Beveled mirrors
- Soft close door hinges on all doors
- Standard hardware: A-72 & A-73



Options

- NO UPCHARGE for any hardware choices on hardware board, except for A-70 & A-71
- Choose your own hardware (upcharge)
- For nightstand options, see nightstand page of Monarch collection
- Pop-out rail secret compartment NOT AVAILABLE
- Single or double jewelry slide-outs behind mirrors (upcharge)



JRM0-046
Bev. Mirror
50½w 2½d 39½h

JRM0-068
7 Dw. Dresser
66½w 21½d 35h
Red Oak • Sandstone



JRM0-045 Bev. Mirror
55w 2½d 34¾h

JRM0-069 9 Dw. Dresser
66½w 21½d 43¾h
Br. Maple • Sandstone



JRM0-040-3
5 Dw. Chest
40½w 21½d 51h
Br. Maple • Sandstone



JRM0-035
5 Dw. Chest
33w 21½d 51h
Red Oak • Sandstone



JRM0-051
His & Hers Chest
7 Dw., 2 Dr., 4 Shelves
50½w 21½d 51h
Red Oak • Mineral

nightstand options



water tray



sliding top security
tray (1¾" depth)



LED touch
night light



power strip
2 outlets / 2 USB



JRM0-021
3 Dw. Nightstand
22½w 17½d 31h
Br. Maple • Sandstone



JRM0-027
3 Dw. Nightstand
27½w 17½d 31h
Br. Maple • Sandstone



JRM0-28-1
1 Dw., 1 Dr. Nightstand
27½w 17½d 31h
Red Oak • Sandstone



JRM0-44
Blanket Chest w/Cedar Bottom
44w 20½d 22h
Br. Maple • Sandstone

Old Classic Sleigh

NEW – now available in rustic plain sawn white oak
 Available in oak, maple, brown maple, cherry, gray elm, hickory, quarter sawn white oak, sap cherry, rustic cherry, rustic hickory and rustic quarter sawn white oak.



IT0-023 Old Classic Sleigh Bed, queen bed
 shown in Quarter Sawn White Oak with Asbury stain
 headboard is 58" tall; footboard is 35" tall



Standard Features

- 1" solid wood tops and side panels
- Full extension drawer slides
- All doors and drawers are flush
- Rounded top drawer fronts
- Solid maple dovetailed drawer boxes
- Beveled mirrors
- Soft close door hinges on all doors
- Standard hardware: A-53 1 3/4" wood knob and A-54 1 1/8" wood knob



Options

- NO UPCHARGE for any hardware choices on hardware board, except for A-70 & A-71
- Choose your own hardware (upcharge)
- For nightstand options, see nightstand page of Old Classic Sleigh collection
- Blum under-mount concealed drawer slides with soft close (upcharge)
- Jewelry slide-outs behind swinging mirrors NOT AVAILABLE
- Pop-out rail secret compartment NOT AVAILABLE

Old Classic Sleigh



**BEST
SELLER**

JR0-030-3
Bev. Swinging Mirror w/ 3 Dw.
38w 8d 39h

JR0-058
9 Dw. Dresser
58w 20½d 42h



JR0-048
Bev. Swinging Mirror
38½w 37h

JR0-068 7 Dw. Dresser
65w 20½d 34h



JR0-030
Bev. Swinging Mirror
41w 37h

JR0-059
7 Dw. Dresser
58w 20½d 34h



JR0-038
Small Swinging Mirror
38½w 20h

JR0-051
His & Hers Chest
10 Dw., 2 Dr., 4 Shelves
49w 20½d 53½h



JR0-030-1
Bev. Swinging Mirror
34w 2½d 36¾h

JR0-051-1
4 Dw. Dresser
49w 20½d 34h



JR0-030-1
Bev. Swinging Mirror
34w 37½h

JR0-061
4 Dw. Vanity Dresser
43w 17d 30h

JR0-016
Vanity Bench
16w 16d 20h
QSWO • Michael's Cherry



JR0-056
Bev. Jewelry Mirror
26w 22d 63½h

JR0-056-3
Bev. Cheval Mirror
26w 22d 63½h



JRO-069 9 Dw. Mule Dresser
65w 20½d 42h



JRO-055 11 Dw. Double Chest
58w 20½d 53½h



JRO-035 5 Dw. Chest
31¼w 20½d 53½h



JRO-040 6 Dw. Chest
37¾w 20½d 53½h

**BEST
SELLER**



JRO-042 7 Dw. Chest
41¼w 20½d 53½h



JRO-032-2
3 Dw. Media Chest
open media space above
JRO-032 5 Dw. Chest
41¼w 17d 42h



JRO-044
Blanket Chest w/Cedar Bottom
48¾w 21d 26¼h



JRO-032
5 Dw. Child's Chest
41¼w 20½d 34h




JRO-032-1
6 Dw. Child's Chest
41¼w 20½d 42h

Old Classic Sleigh



JRO-024
6 Dw. Lingerie Chest
22 $\frac{1}{4}$ w 20 $\frac{1}{2}$ d 53 $\frac{1}{2}$ h



JRO-023
5 Dw. Lingerie Chest
22 $\frac{1}{4}$ w 20 $\frac{1}{2}$ d 53 $\frac{1}{2}$ h



JRO-062 Gentleman's Chest
7 Dw., 1 Dr., 2 Shelves
41 $\frac{1}{4}$ w 20 $\frac{1}{2}$ d 53 $\frac{1}{2}$ h



JRO-019
1 Dw. Nightstand
20 $\frac{1}{2}$ w 18d 29 $\frac{1}{4}$ h



JRO-021
3 Dw. Nightstand
20 $\frac{1}{2}$ w 17d 29 $\frac{1}{4}$ h

**BEST
SELLER**



JRO-022
1 Dw., 1 Dr. Nightstand
20 $\frac{1}{2}$ w 17d 29 $\frac{1}{4}$ h

nightstand options



water tray



sliding top security
tray (1 $\frac{3}{4}$ " depth)



LED touch night
light (N/A on 019)



power strip
2 outlets / 2 USB



JRO-027
3 Dw. Nightstand
25 $\frac{1}{4}$ w 17d 29 $\frac{1}{4}$ h



JRO-028
1 Dw., 2 Dr. Nightstand
25 $\frac{1}{4}$ w 17d 29 $\frac{1}{4}$ h



JRO-029
3 Dw. Nightstand
25 $\frac{1}{4}$ w 17d 33 $\frac{3}{4}$ h



JRO-029-2
2 Dw. Nightstand
25 $\frac{1}{4}$ w 17d 33 $\frac{3}{4}$ h



all rods are adjustable

JRO-050 Wardrobe Armoire
2 Dr., 2 Shelves, 1 Rod
43w 22½d 73¼h
I.D.: 38½w 19d 64h



JRO-039
Chest Armoire (2 piece)
5 Dw., 2 Dr., 1 Shelf
37¾w 21½d 70h
Dbl. dr. op. 30½w 17¾d 19½h



JRO-041-3 Armoire (2 piece)
5 Dw., 2 Dr., 2 Shelves
37¾w 23½d 78¼h
Dbl. dr. op. 30½w 19¾d 27½h



JRO-041 Armoire (2 Piece)
4 Dw., 2 Dr., 2 Shelves
41¼w 23½d 79½h
Dbl. dr. op. 34w 19¾d 37½h

Old Classic Sleigh



JR0-052 Chifferobe
4 Dw., 3 Dr., 5 Shelves
48w 20¹/₂d 73¹/₄h
Dbl. dr. op. 25³/₄w 16¹/₂d 26h



JR0-052-1 Sliding Door Chifferobe
5 Dw., 2 Dr., 4 Shelves
48w 20¹/₂d 73¹/₄h
QSWO • Michael's Cherry



JR0-053 Mule Chest (2 piece)
9 Dw., 4 Dr., 6 Shelves
65w 21¹/₂d 78¹/₄h
Dbl. dr. op. 29w 17³/₄d 27³/₄h



JR0-054 Deluxe Mule Chest (2 piece)
10 Dw., 4 Dr., 6 Shelves
73w 23¹/₂d 79¹/₂h
Dbl. dr. op. 32w 19³/₄d 37h

Orewood

NEW – now available in rustic plain sawn white oak
 Available in oak, maple, brown maple, cherry, gray elm, hickory, quarter sawn white oak, sap cherry, rustic cherry, rustic hickory and rustic quarter sawn white oak.



ITOW-083 Orewood Bed, queen size
 shown in Oak with Tavern stain
 headboard 62" tall, footboard 28" tall



Standard Features

- 1 $\frac{3}{4}$ " solid wood tops
- Solid wood inset end panels
- Metal accents
- Full extension drawer slides
- Solid maple dovetailed drawer boxes
- Soft close hinges on all doors
- Beveled mirrors
- Standard hardware:
 A-70 & A-71



Options

- **NO UPCHARGE** for any hardware choices on hardware board
- Choose your own hardware (upcharge)
- For nightstand options, see nightstand page of Orewood collection
- Pop-out rail secret compartment (upcharge)
- Single or double jewelry slide-outs behind mirrors (upcharge)
- Blum under-mount concealed drawer slides with soft close (upcharge)
- Omit metal accents (deduct)

Orewood

JROW-030 Bev. Mirror
42½w 2½d 33¾h

JROW-057 9 Dw. Dresser
59w 21d 42¾h
Oak • Tavern



JROW-045 Bev. Mirror
50½w 2½d 33¾h

JROW-069 9 Dw. Dresser
66w 21d 42¾h



JROW-047-1
Bev. Mirror
28¾w 2½d 42¼h

JROW-051-1
4 Dw. Dresser
50w 21d 35½h



JROW-030 Bev. Mirror
42½w 2½d 33¾h

JROW-058 9 Dw. Dresser
59w 21d 42h
Ru. Sawn Br. Maple • Standstone



JROW-046 Bev. Mirror
46w 2½d 39¾h

JROW-059 7 Dw. Dresser
59w 21d 33h
Br. Maple • Almond



JROW-046 Bev. Mirror
46w 2½d 39¾h

JROW-068 7 Dw. Dresser
66w 21d 31½h
Ru. Hickory • Golden Harvest

**BEST
SELLER**

JROW-045 Bev. Mirror
50½w 2½d 33¾h

JROW-063 6 Dw. Dresser
66w 21d 39h
Ru. Rough Sawn Br. Maple • Almond





JROW-035 5 Dw. Chest
32½w 21d 53¼h
Br. Maple • Almond



JROW-040 6 Dw. Chest
40w 21d 53¼h
Oak • Tavern



JROW-036 4 Dw. Chest
40w 21d 50h
Ru. Rough Sawn Br. Maple • Almond



JROW-044
Blanket Chest w/Cedar Bottom
44w 21d 21½h
Oak • Tavern



JROW-044-1
Blanket Chest w/Cedar Bottom
50w 21d 25½h
standard metal accents removed



JROW-044-4
Blanket Chest w/Cedar Bottom
36w 17d 18½h



JROW-062 Gentlemans Chest
6 Dw. 1 Dr. 2 Shelves
40w 21d 53¼h
Ru. Hickory • Golden Harvest



optional pop-out rail
secret compartment
(1½" depth)



JROW-055 11 Dw. Double Chest
59w 21d 53¼h
standard metal accents removed

Orewood



JROW-025
3 Dw. Nightstand
25w 17d 24¹/₂h
Ru. Hickory • Golden Harvest



JROW-029-3
3 Dw. Nightstand
30w 17d 31¹/₂h
Ru. Sawn Br. Maple • Sandstone



JROW-019
1 Dw. Nightstand
24¹/₄w 19d 29¹/₄h
Br. Maple • Almond



JROW-029-2 2 Dw. Nightstand
25w 17d 30³/₄h
Ru. Rough Sawn Br. Maple • Almond

BEST SELLER



JROW-027 3 Dw. Nightstand
25w 17d 28¹/₄h
standard metal accents removed



JROW-022
1 Dw., 1 Dr. Nightstand
20w 17d 28¹/₄h



JROW-021 3 Dw. Nightstand
20w 17d 28¹/₄h
Oak • Tavern

nightstand options



water tray



LED touch night light (N/A on 019)



power strip
2 outlets / 2 USB



sliding top security tray (1³/₄" depth)



all rods are adjustable



JROW-050 Wardrobe Armoire
1 Dw., 1 Dr., 1 Rod & Shelf
44w 23d 69¹/₂h
I.D.: 36¹/₂w 21d 55¹/₂h
Ru. Sawn Br. Maple • Sandstone



JROW-052-1 Sliding Door Chifferobe
5 Dw., 2 Dr., 4 Shelves
44w 21d 69¹/₂h

Reno

NEW – now available in rustic plain sawn white oak
Available in oak, maple, brown maple, cherry, gray elm, hickory, quarter sawn white oak, sap cherry, rustic cherry, rustic hickory and rustic quarter sawn white oak.



ITR-086 Reno Bed, queen size
shown in Rustic Hickory with Tavern stain
bed posts are 4½" x 4½";
headboard is 64½" tall; footboard is 31½" tall



NEW REVISED LOOK

Standard Features

- 1" solid wood tops
- 3" solid wood posts
- Arched raised panel sides and doors
- Solid maple dovetailed drawer boxes
- Beveled mirrors
- Full extension drawer slides
- Soft close door hinges on all doors
- Standard hardware: A-39 & A-40



Options

- **NO UPCHARGE** for any hardware choices on hardware board, except for A-70 & A-71
- Choose your own hardware (upcharge)
- For nightstand options, see nightstand page of Reno collection
- Pop-out rail secret compartment (upcharge)
- Single or double jewelry slide-outs behind mirrors (upcharge)
- Blum under-mount concealed drawer slides with soft close (upcharge)

Reno

JRR-030
Bev. Mirror
42³/₄w 33¹/₄h

JRR-057
9 Dw. Dresser
61w 22d 44¹/₄h
Ru. Hickory • Tavern



JRR-045
Bev. Mirror
50³/₄w 33¹/₄h

JRR-069
9 Dw. Dresser
68w 22d 44¹/₄h
Br. Maple • Briar



optional pop-out rail
secret compartment
(1¹/₂" depth)



JRR-040
6 Dw. Chest
42w 22d 54³/₄h
Ru. Hickory • Tavern



JRR-062 Gentleman's Chest
6 Dw., 1 Dr., 2 Shelves
42w 22d 54³/₄h
Br. Maple • Briar

nightstand options



water tray



sliding top security
tray (1³/₄" depth)



LED touch night
light (N/A on 019)



power strip
2 outlets / 2 USB

JRR-021
3 Dw. Nightstand
24w 18d 29³/₄h
Ru. Hickory • Tavern



JRR-022
1 Dw., 1 Dr.
Nightstand
24w 18d 29³/₄h
Br. Maple • Briar



Sequoyah

NEW – now available in rustic plain sawn white oak
 Available in oak, maple, brown maple, cherry, gray elm, hickory, quarter sawn white oak, sap cherry, rustic cherry, rustic hickory and rustic quarter sawn white oak.

Sequoyah



ITSQ-084 Sequoyah Bed, queen size
 shown in Rustic QSWO with FC-9018 Asbury stain
headboard is 64" tall; footboard is 39" tall



Standard Features

- 1" solid wood tops
- 3" solid wood posts
- Solid wood inset side panels
- All doors and drawers are flush
- Solid maple dovetailed drawer boxes
- Beveled mirrors
- Full extension drawer slides
- Soft close door hinges on all doors
- Standard hardware: A-29 & A-30



Options

- **NO UPCHARGE** for any hardware choices on hardware board, except for A-70 & A-71
- Choose your own hardware (upcharge)
- For nightstand options, see nightstand page of Sequoyah collection
- Single or double jewelry slide-outs behind mirrors (upcharge)
- Blum under-mount concealed drawer slides with soft close (upcharge)
- Pop-out rail secret compartment **NOT AVAILABLE**

Sequoyah

Sequoyah



JRSQ-046 Bev. Mirror
47 $\frac{1}{2}$ w 3 $\frac{3}{4}$ d 45 $\frac{1}{2}$ h

JRSQ-068 7 Dw. Dresser
67 $\frac{3}{4}$ w 22 $\frac{1}{4}$ d 36 $\frac{3}{4}$ h



JRSQ-030 Bev. Mirror
44w 3 $\frac{3}{4}$ d 40h

JRSQ-058 9 Dw. Dresser
60 $\frac{1}{2}$ w 22 $\frac{1}{4}$ d 44 $\frac{1}{2}$ h



Jewelry
Slide-out
Behind
Mirror

JRSQ-030 Bev. Mirror
44w 3 $\frac{3}{4}$ d 40h
JRSQ-066 10 Dw. Dresser
67 $\frac{3}{4}$ w 22 $\frac{1}{4}$ d 41 $\frac{1}{4}$ h



JRSQ-030 Bev. Mirror
44w 3 $\frac{3}{4}$ d 40h
JRSQ-057 9 Dw. Dresser
60 $\frac{1}{2}$ w 22 $\frac{1}{4}$ d 45 $\frac{1}{4}$ h

**BEST
SELLER**



JRSQ-030
Bev. Mirror
44w 3 $\frac{3}{4}$ d 40h
JRSQ-069
9 Dw. Dresser
67 $\frac{3}{4}$ w 22 $\frac{1}{4}$ d 45 $\frac{1}{4}$ h



JRSQ-047-2
Bev. Mirror
29 $\frac{3}{4}$ w 40 $\frac{1}{2}$ h
JRSQ-061
4 Dw. Vanity Dresser
46 $\frac{1}{4}$ w 18 $\frac{1}{4}$ d 30h
JRSQ-016
Vanity Bench
16w 16d 20h
Ru. QSWO • Lite Asbury



JRSQ-047-1 Bev. Mirror
29³/₄w 3³/₄d 48h

JRSQ-051-1 4 Dw. Dresser
51¹/₂w 22¹/₄d 38³/₄h



JRSQ-056
Bev. Jewelry Mirror
26w 17d 68h

JRSQ-056-3
Bev. Cheval Mirror
26w 17d 68h
QSW0 • Golden Brown



JRSQ-059
7 Dw. Dresser
60¹/₂w 22¹/₄d 36h



JRSQ-040-2 4 Dw. Media Chest
open media space replaces
top 2 drawers of JRSQ-040
41¹/₂w 22¹/₄d 55h



JRSQ-035 5 Dw. Chest
34w 22¹/₄d 55h



JRSQ-042
7 Dw. Chest
41¹/₂w 22¹/₄d 57¹/₂h



JRSQ-040
6 Dw. Chest
41¹/₂w 22¹/₄d 55h

Sequoyah

nightstand options



water tray



LED touch night light (N/A on 019)



power strip
2 outlets / 2 USB



sliding top security tray (1 3/4" depth)



JRSQ-055
11 Dw. Double Chest
60 3/4w 22 1/4d 55h



JRSQ-024
6 Dw. Lingerie Chest
25w 22 1/4d 57 1/2h



JRSQ-023
5 Dw. Lingerie Chest
25w 22 1/4d 51h

JRSQ-032-2
4 Dw. Media Chest
open media space above
JRSQ-032 4 Dw. Child's Chest
41 1/2w 18 1/4d 42 1/2h



JRSQ-019
1 Dw. Nightstand
20 3/4w 19 1/4d 30 1/4h



JRSQ-032
4 Dw. Child's Chest
41 1/2w 22 1/4d 36h



JRSQ-032-1
5 Dw. Child's Chest
41 1/2w 22 1/4d 42 1/2h



JRSQ-021
3 Dw. Nightstand
23 3/8w 18 1/4d 30 3/4h



JRSQ-022
1 Dw., 1 Dr. Nightstand
23 3/8w 18 1/4d 30 3/4h



JRSQ-029
3 Dw. Nightstand
23 3/8w 18 1/4d 33h



JRSQ-029-2
2 Dw. Nightstand
23 3/8w 18 1/4d 33h



JRSQ-062 Gentleman's Chest
6 Dw., 1 Dr., 2 Shelves,
41 $\frac{1}{2}$ w 22 $\frac{1}{4}$ d 55h



JRSQ-051 His & Hers Chest
7 Dw., 2 Dr., 4 Shelves
51 $\frac{1}{2}$ w 22 $\frac{1}{4}$ d 55h



JRSQ-050 Wardrobe Armoire
1 Dw., 2 Dr., 1 Rod & Shelf
47 $\frac{1}{2}$ w 25 $\frac{1}{4}$ d 72 $\frac{3}{4}$ h
I.D.: 37 $\frac{1}{2}$ w 20 $\frac{1}{2}$ d 54 $\frac{1}{2}$ h



all rods are adjustable



JRSQ-039 Chest Armoire
6 Dw., 2 Dr., 1 Shelf
43 $\frac{1}{2}$ w 23d 72 $\frac{3}{4}$ h
Dbl. dr. op. 33 $\frac{1}{2}$ w 18 $\frac{1}{2}$ d 20 $\frac{1}{2}$ h

Sequoiah



JRSQ-041-3 Armoire
3 Dw., 2 Dr., 2 Shelves
43¹/₂w 25¹/₄d 72³/₄h
Dbl. dr. op. 33¹/₂w 20¹/₂d 33¹/₄h



JRSQ-052-1
Sliding Door Chifferobe
5 Dw., 2 Dr., 4 Shelves
46¹/₂w 23¹/₄d 72³/₄h
QSW0 • Golden Brown



JRSQ-041
Armoire
2 Dw., 2 Dr.,
2 Shelves
43¹/₂w 25¹/₄d 72³/₄h
Dbl. dr. op. 33¹/₂w 20¹/₂d 41¹/₂h



JRSQ-052 Chifferobe
4 Dw., 3 Dr., 5 Shelves
53¹/₂w 23¹/₄d 72³/₄h
Dbl. dr. op. 25³/₄w 18¹/₂d 28h

Shaker

NEW – now available in rustic plain sawn white oak
Available in oak, maple, brown maple, cherry, gray elm, hickory, quarter sawn white oak, sap cherry, rustic cherry, rustic hickory and rustic quarter sawn white oak.



Shaker

ITS-072 Shaker Bed, queen size
shown in Oak with Storm Grey stain
headboard is 48" tall; footboard is 24" tall



Standard Features

- $\frac{3}{4}$ " solid wood tops and side panels
- Full extension drawer slides
- $\frac{3}{4}$ " thick full overlay doors and drawers
- Solid maple dovetailed drawer boxes
- Beveled mirrors
- Tapered legs
- Soft close door hinges on all doors
- Standard hardware: A-55 $1\frac{1}{2}$ " round wood knobs



Options

- NO UPCHARGE for any hardware choices on hardware board, except for A-70 & A-71
- Choose your own hardware (upcharge)
- For nightstand options, see nightstand page of Shaker collection
- Single or double jewelry slide-outs behind mirrors (upcharge)
- Blum under-mount concealed drawer slides with soft close (upcharge)
- Pop-out rail secret compartment NOT AVAILABLE

Shaker

Shaker



JRS-045
Bev. Mirror
52½w 34h

JRS-066
10 Dw. Dresser
66w 21d 39½h
Oak • Storm Grey



JRS-030
Bev. Mirror
44½w 34h

JRS-058
9 Dw. Dresser
59w 21d 42½h



Jewelry
Slide-out
Behind
Mirror



JRS-034
Bev. Crown Mirror
59w 38¾h

JRS-073
9 Dw. Dresser
72w 21d 42½h



JRS-033
Bev. Crown Mirror
42w 37h

JRS-069
9 Dw. Dresser
66w 21d 43¾h

**BEST
SELLER**



JRS-046
Bev. Mirror
48w 39½h

JRS-067
7 Dw. Dresser w/2 Jewelry Dw.
66w 21d 33½h



Jewelry Drawer



JRS-067-1
9 Dw. Dresser w/2 Jewelry Dw.
66w 21d 42½h



JRS-047-2 Bev. Mirror
30³/₄w 34¹/₂h
JRS-061 4 Dw. Vanity Dresser
44w 16¹/₂d 30h
JRS-016 Vanity Bench
16w 16d 20h
Br. Maple • Burnt Umber



JRS-047-1 Bev. Mirror
30³/₄w 15⁵/₈d 41⁵/₈h
JRS-051-1
4 Dw. Dresser
50w 21d 36h



JRS-068
7 Dw. Dresser
66w 21d 32h



JRS-057
9 Dw. Dresser
59w 21d 43¹/₄h



JRS-072
7 Dw. Dresser
72w 21d 33¹/₂h



JRS-059
7 Dw. Dresser
59w 21d 33¹/₂h

Shaker



JRS-040
6 Dw. Chest
40w 21d 54h

**BEST
SELLER**



JRS-040-2
4 Dw. Media Chest
40w 21d 54h



JRS-042
7 Dw. Chest
40w 21d 57½h



JRS-037
7 Dw. Chest-on-Chest
37½w 21d 57h



JRS-043
9 Dw. Chest
40w 21d 56h



JRS-035
5 Dw. Chest
32½w 21d 54h
Oak • Storm Grey



JRS-055
11 Dw. Double Chest
59w 21d 54h



JRS-024
6 Dw. Lingerie Chest
23½w 21d 57½h



JRS-023
5 Dw. Lingerie Chest
23½w 21d 50h



JRS-044
Blanket Chest w/Cedar Bottom
and False Drawer Fronts
44w 21d 21¼h



JRS-032-2
4 Dw. Media Chest
open media space above
JRS-032 4 Dw. Child's Chest
40w 16½d 41h



JRS-062 Gentleman's Chest
6 Dw., 1 Dr., 2 Shelves
40w 21d 54h



JRS-032-1
5 Dw. Child's Chest
40w 21d 41h



JRS-032
4 Dw. Child's Chest
40w 21d 33½h

Shaker



JRS-038
Bev. Arched Crown Top
Chest Mirror
42w 28½h

JRS-056-3
Bev. Cheval Mirror
26w 17d 66h
Br. Maple • Lite Asbury



JRS-056
Bev. Jewelry Mirror
26w 17d 66h



JRS-051 His & Hers Chest
7 Dw., 2 Dr., 4 Shelves
50w 21d 54h



JRS-019
1 Dw. Nightstand
21¼w 18d 29h



JRS-021
3 Dw. Nightstand
20w 16½d 29h

**BEST
SELLER**



JRS-022
1 Dw., 1 Dr. Nightstand
20w 16½d 29h
Oak • Storm Grey



JRS-025
3 Dw. Nightstand
25w 16½d 25h



JRS-026
1 Dw., 2 Dr. Nightstand
25w 16½d 25h

nightstand options



water tray



sliding top security
tray (1¾" depth)



LED touch night
light (N/A on 019)



power strip
2 outlets / 2 USB



JRS-027
Taller 3 Dw. Nightstand
25w 16½d 29h



JRS-028
Taller 1 Dw., 2 Dr. Nightstand
25w 16½d 29h



JRS-029
3 Dw. Nightstand
25w 16½d 32¼h



JRS-029-2
2 Dw. Nightstand
25w 16½d 32¼h



JRS-052 Chifforobe
4 Dw., 3 Dr., 5 Shelves
51w 21³/₈d 72h
Dbl. dr. op. 24⁷/₈w 19d 26h



JRS-052-1
Sliding Door Chifforobe
5 Dw., 2 Dr., 4 Shelves
45w 21³/₈d 72h
Br. Maple • Lite Asbury



JRS-050 Wardrobe Armoire
1 Dw., 2 Dr., 1 Clothes Rod & Shelf
45w 23¹/₄d 72h
I.D.: 39¹/₂w 21d 55¹/₂h



all rods are adjustable



JRS-041 Armoire
2 Dw., 2 Dr. and 2 Shelves
41w 23³/₈d 72h
Dbl. dr. op. 32¹/₂w 21d 41¹/₂h

Shaker



JRS-039 Chest Armoire
6 Dw., 2 Dr., 1 Shelf
41w 21³/₈d 72h
Dbl. dr. op. 32¹/₂w 19d 18³/₄h



JRS-041-3 Armoire
3 Dw., 2 Dr., 2 Shelves
41w 23³/₈d 72h
Dbl. dr. op. 32¹/₂w 21d 33¹/₄h



JRS-054 Deluxe Mule Chest (2 piece)
8 Dw., 4 Dr., 6 Shelves
75w 23³/₈d 77¹/₂h
Dbl. dr. op. 31¹/₄w 21d 36¹/₂h



JRS-053 Mule Chest (2 piece)
9 Dw., 4 Dr., 6 Shelves
67w 21³/₈d 77¹/₂h
Dbl. dr. op. 27³/₄w 19d 31¹/₂h

Stick Mission

NEW – now available in rustic plain sawn white oak
 Available in oak, maple, brown maple, cherry, gray elm, hickory, quarter sawn white oak, sap cherry, rustic cherry, rustic hickory and rustic quarter sawn white oak.



ITSM-070 Stick Mission Bed, queen size
 shown in Oak with Charwood stain
 headboard is 48" tall; footboard is 24" tall



Standard Features

- 1" Solid tops
- Full extension drawer slides
- Corbels on end
- Beveled mirrors
- Soft close door hinges on all doors
- Standard hardware: A-33 & A-34



Options

- NO UPCHARGE for any hardware choices on hardware board, except for A-70 & A-71
- NO UPCHARGE for solid wood inset end panels
- Choose your own hardware (upcharge)
- For nightstand options, see nightstand page of Stick Mission collection
- Pop-out rail secret compartment (upcharge)
- Single or double jewelry slide-outs behind mirrors (upcharge)
- Blum under-mount concealed drawer slides with soft close (upcharge)

Stick Mission



JRSM-030
Bev. Mirror
41⁵/₈w 1¹/₂d 32h

JRSM-069
9 Dw. Mule Dresser
67w 21d 43¹/₄h
Ru. Cherry •
Michael's Cherry



JRSM-046
Bev. Mirror
45w 1¹/₂d 37¹/₂h

JRSM-067
7 Dw. Dresser
w/2 Jewelry Dw.
67w 21d 33³/₄h
Oak • Vintage Antique



JRSM-030
Bev. Mirror
41⁵/₈w 1¹/₂d 32h

JRSM-057
9 Dw. Dresser
60w 21d 43¹/₄h
Ru. Cherry •
Michael's Cherry



JRSM-031
Bev. Mirror
57³/₈w 1¹/₂d 32h

JRSM-073
9 Dw. Dresser
73w 21d 42¹/₂h
Br. Maple •
Michael's Cherry



JRSM-047-1
Bev. Mirror
26³/₄w 1¹/₂d 39¹/₂h

JRSM-051-1
4 Dw. Dresser
51w 21d 36h
QSWO •
Michael's Cherry



JRS-031
Bev. Dresser Mirror
60¹/₄w 34h



JRS-048
Bev. Arch
Crown Mirror
42w 42h

JRSM-047-2 Bev. Mirror
26³/₄w 32¹/₂h

JRSM-061 4 Dw. Dresser
46w 17d 30h

JRSM-016 Vanity Bench
16w 16d 20h
Br. Maple • Rich Tobacco



JRSM-067-1
9 Dw. Dresser w/2 Jewelry Dw.
67w 21d 42½h
Oak • Vintage Antique



JRSM-058 9 Dw. Dresser
60w 21d 42½h
Br. Maple • Michael's Cherry



JRSM-059 7 Dw. Dresser
60w 21d 33¾h
Br. Maple • Michael's Cherry



JRSM-072 7 Dw. Dresser
73w 21d 33¾h
Br. Maple • Michael's Cherry

Jewelry
Slide-out
Behind
Mirror



Jewelry Drawer



optional pop-out rail
secret compartment
(1½" depth)



JRSM-055
11 Dw. Double Chest
60w 21d 54h
Oak • Vintage Antique



JRSM-035 5 Dw. Chest
33½w 21d 54h
QSWO • Michael's Cherry



JRSM-040 6 Dw. Chest
41w 21d 54h
Ru. Cherry • Michael's Cherry



Stick Mission

nightstand options



water tray



sliding top security tray (1 $\frac{3}{4}$ " depth)



LED touch night light (N/A on 019)



power strip
2 outlets / 2 USB



JRSM-019
1 Dw. Nightstand
23 $\frac{3}{8}$ w 18 $\frac{3}{4}$ d 29h
QSWO • Michael's Cherry



JRSM-021
3 Dw. Nightstand
22 $\frac{3}{8}$ w 17d 29h
Ru. Cherry • Michael's Cherry

**BEST
SELLER**



JRSM-027
3 Dw. Nightstand
27w 17d 29h
Oak • Vintage Antique



JRSM-029-2
2 Dw. Nighstand
27w 17d 32 $\frac{1}{4}$ h
Br. Maple • Michael's Cherry



JRSM-041 Armoire
2 Dw., 2 Dr., 2 Shelves
41w 23d 70 $\frac{3}{4}$ h
DbL. dr. op. 32 $\frac{1}{2}$ w 20 $\frac{3}{4}$ d 41 $\frac{1}{2}$ h
Br. Maple • Michael's Cherry



JRSM-041-3 Armoire
3 Dw., 2 Dr., 2 Shelves
41w 23d 70 $\frac{3}{4}$ h
DbL. dr. op. 32 $\frac{1}{2}$ w 20 $\frac{3}{4}$ d 33 $\frac{1}{4}$ h
Br. Maple • Michael's Cherry

Timbra

NEW – now available in rustic plain sawn white oak
 Available in oak, maple, brown maple, cherry, gray elm, hickory, quarter sawn white oak, sap cherry, rustic cherry, rustic hickory and rustic quarter sawn white oak.



ITT-093-1 Timbra Bed, king size
 shown in Rustic Cherry with Earthtone stain
 posts 6" x 6"; headboard is 78 $\frac{1}{4}$ " tall; footboard is 30" tall
 Upholstered and shorter headboard also available



Standard Features

- 1 $\frac{3}{4}$ " solid wood tops
- $\frac{3}{4}$ " solid side panels with grooves
- 3" solid wood posts
- Full extension drawer slides
- Beveled mirrors
- Solid maple dovetailed drawer boxes
- Soft close door hinges on all doors
- Standard hardware:



A-9 & A-10



A-13 & A-14

Options

- **NO UPCHARGE** for any hardware choices on hardware board, except for A-70 & A-71
- Choose your own hardware (upcharge)
- For nightstand options, see nightstand page of Timbra collection
- Pop-out rail secret compartment (upcharge)
- Single or double jewelry slide-outs behind mirrors (upcharge)
- Blum under-mount concealed drawer slides with soft close (upcharge)

Timbra



JRT-045 Bev. Mirror
59w 3d 36½h
JRT-069 9 Dw. Dresser
69w 22d 43½h
Ru. Cherry • Asbury



JRT-030 Bev. Mirror
51w 3d 36½h
JRT-057 9 Dw. Dresser
62w 22d 43½h
Br. Maple • Earthtone



JRT-045 Bev. Mirror
59w 3d 36½h
JRT-063 6 Dw. Dresser
69w 22d 39¾h
Br. Maple • Burnt Umber

**BEST
SELLER**



JRT-048 Bev. Mirror
51w 3d 44½h
JRT-067 7 Dw. Dresser
w/2 Jewelry Dw.
69w 22d 33¾h
Oak • Tavern



Jewelry Drawer



JRT-030 Bev. Mirror
51w 3d 36½h
JRT-058 9 Dw. Dresser
62w 22d 42¾h
Ru. Hickory • Tavern



JRT-045 Bev. Mirror
59w 3d 36½h
JRT-073 9 Dw. Dresser
75w 22d 42¾h
Br. Maple • Asbury



Jewelry
Slide-out
Behind
Mirror



JRT-048 Bev. Mirror
51w 3d 44½h

JRT-072 7 Dw. Dresser
75w 22d 33¾h
Ru. Hickory • Driftwood



JRT-047-1 Bev. Mirror
36½w 3d 37¾h

JRT-051-1 4 Dw. Dresser
53w 22d 36¼h
Ru. QSWO • Asbury



JRT-067-1
9 Dw. Dresser w/2 Jewelry Dw.
69w 22d 42¾h
Oak • Tavern



optional pop-out rail
secret compartment
(1½" depth)



JRT-059 7 Dw. Dresser
62w 22d 33¾h
Ru. Hickory • Tavern



JRT-036 4 Dw. Chest
43w 22d 50¾h
Ru. QSWO • Asbury



JRT-040 6 Dw. Chest
43w 22d 54¼h
Br. Maple • Earhtone



JRT-035 5 Dw. Chest
35½w 22d 54¼h
Oak • Tavern

Timbra



JRT-044
Blanket Chest
w/Cedar Bottom
44w 21d 22h
Ru. QSWO • Asbury



JRT-044-1
Blanket Chest w/Cedar Bottom
50w 21d 26³/₄h
Br. Maple • Asbury



JRT-044-4
Blanket Chest
w/Cedar Bottom
36w 18d 19¹/₄h
Ru. Hickory •
Rich Tobacco



JRT-019
1 Dw. Nightstand
22¹/₂w 20d 28¹/₂h
Ru. QSWO • Asbury



JRT-019-3
1 Dw. Nightstand
30w 20d 31¹/₂h
Br. Maple • Asbury



JRT-021
3 Dw. Nightstand
25w 18d 28¹/₂h
Br. Maple • Earthtone



JRT-021-4
3 Dw. Nightstand
20³/₄w 16d 28¹/₂h
Oak • Tavern

nightstand options



water tray



sliding top security
tray (1³/₄" depth)



LED touch night
light (N/A on 019)



power strip
2 outlets / 2 USB



JRT-022
1 Dw., 1 Dr. Nightstand
25w 18d 28¹/₂h
Br. Maple • Burnt Umber



JRT-022-4
1 Dw., 1 Dr. Nightstand
20³/₄w 16d 28¹/₂h
Ru. Hickory • Driftwood



JRT-029-2
2 Dw. Nightstand
25w 18d 31¹/₂h
Br. Maple • Briar



JRT-029-3
3 Dw. Nightstand
30w 18d 31¹/₂h
Ru. Cherry • Asbury



JRT-055
 11 Dw. Double Chest
 62w 22d 54¹/₄h
 Ru. Hickory • Tavern



JRT-062 Gentleman's Chest
 6 Dw., 1 Dr., 2 Shelves
 43w 22d 54¹/₄h
 Br. Maple • Briar



optional pop-out rail
 secret compartment
 (1¹/₂" depth)



JRT-051 His & Hers Chest
 7 Dw., 2 Dr., 4 Shelves
 53w 22d 54¹/₄h
 Ru. Hickory • Driftwood



JRT-052-1
 Sliding Door Chifferobe
 5 Dw., 2 Dr., 4 Shelves
 49w 25d 70¹/₂h
 Ru. Hickory • Driftwood

Timbra



JRT-041-3
Armoire
3 Dw., 2 Dr.,
2 Shelves
45w 25d 70½h
Dbl. dr. op.
32½w 20d 33¼h
Br. Maple • Asbury



JRT-039
Chest Armoire
6 Dw., 2 Dr.,
1 Shelf
45w 23d 70½h
Ru. Cherry • Asbury



JRT-050 Wardrobe Armoire
1 Dw., 2 Dr., 1 Rod & Shelf
49w 25d 70½h
Br. Maple • Burnt Umber



all rods are adjustable



JRT-041 Armoire
2 Dw., 2 Dr., 2 Shelves
45w 25d 70½h
Dbl. dr. op. 32½w 20d 41½h
Br. Maple • Asbury

Vandella

Available in rustic rough sawn brown maple only.



ITV-092-1 Vandella Bed, king size
shown in Rustic Rough Sawn Brown Maple with Almond stain
headboard is 72" tall; footboard is 32" tall



Standard Features

- 1 $\frac{3}{4}$ " solid wood tops
- $\frac{3}{4}$ " solid vertical boards on sides
- All doors and drawers are flush
- Solid maple dovetailed drawer boxes
- NO bevel on mirrors
- Full extension drawer slides
- Soft close door hinges on all doors
- Standard hardware: A-46 & A-47



Options

- NO UPCHARGE for any hardware choices on hardware board, except for A-70 & A-71
- Choose your own hardware (upcharge)
- For nightstand options, see nightstand page of Vandella collection
- Pop-out rail secret compartment (upcharge)
- Single or double jewelry slide-outs behind mirrors (upcharge)
- Blum under-mount concealed drawer slides with soft close (upcharge)

Vandella



JRV-030 Mirror
43 $\frac{1}{2}$ w 2 $\frac{1}{2}$ 36h

JRV-058 9 Dw. Dresser
64w 23 $\frac{1}{4}$ d 44 $\frac{1}{2}$ h
Ru. Rough Sawn Br. Maple • Antique Slate



JRV-045 Mirror
51 $\frac{1}{2}$ w 2 $\frac{1}{2}$ 36h

JRV-063 6 Dw. Dresser
71w 23 $\frac{1}{4}$ d 41 $\frac{3}{4}$ h
Ru. Rough Sawn Br. Maple • Vintage Antique



JRV-069 9 Dw. Dresser
71w 23 $\frac{1}{4}$ d 45 $\frac{3}{4}$ h
Ru. Rough Sawn Br. Maple • Tavern



JRV-057 9 Dw. Dresser
64w 23 $\frac{1}{4}$ d 45 $\frac{3}{4}$ h
Ru. Rough Sawn Br. Maple • Tavern



JRV-040 6 Dw. Chest
45w 23 $\frac{1}{4}$ d 56h
Ru. Rough Sawn Br. Maple • Tavern



JRV-036 4 Dw. Chest
45w 23 $\frac{1}{4}$ d 52 $\frac{3}{4}$ h
Ru. Rough Sawn Br. Maple • Vintage Antique



JRV-047-1 Mirror
29 $\frac{1}{4}$ w 2 $\frac{1}{2}$ 43 $\frac{1}{2}$ h

JRV-051-1 4 Dw. Dresser
55w 23 $\frac{1}{4}$ d 38 $\frac{1}{4}$ h
Ru. Rough Sawn Br. Maple • Almond

nightstand options



water tray



sliding top security tray (1 3/4" depth)



LED touch night light (N/A on 019)



power strip
2 outlets / 2 USB



JRV-019 1 Dw. Nightstand
27w 21 1/2d 30 1/2h
Ru. Rough Sawn Br. Maple •
Vintage Antique



JRV-021 3 Dw. Nightstand
27w 19 1/4d 30 1/2h
Ru. Rough Sawn Br. Maple • Tavern



JRV-044 Blanket Chest w/cedar bottom
44w 21d 23h
Ru. Rough Sawn Br. Maple • Almond



JRV-022 1 Dw., 1 Dr. Nightstand
27w 19 1/4d 30 1/2h
Ru. Rough Sawn Br. Maple •
Vintage Antique



JRV-029-2 2 Dw. Nightstand
27w 19 1/4d 33 3/4h
Ru. Rough Sawn Br. Maple • Tavern



JRV-029-3 3 Dw. Nightstand
30w 19 1/4d 33 3/4h
Ru. Rough Sawn Br. Maple • Tavern



JRV-055 11 Dw. Double Chest
64w 23 1/4d 56h
Ru. Rough Sawn Br. Maple • Almond



JRV-062 Gentleman's Chest
6 Dw., 1 Dr., 2 Shelves
45w 23 1/4d 56h
Ru. Rough Sawn Br. Maple • Tavern

Vandella



JRV-039 Chest Armoire
6 Dw., 2 Dr., 1 Shelf
45w 23¹/₄d 74¹/₂h
Dbl. dr. op. 32¹/₂w 19d 18³/₄h
Ru. Rough Sawn Br. Maple •
Earth Tone



JRV-041-3 Armoire
3 Dw., 2 Dr., 2 Shelves
45w 25¹/₄d 72³/₄h
Dbl. dr. op. 32¹/₂w 20³/₄d 33¹/₄h
Ru. Rough Sawn Br. Maple • Antique Slate



JRV-041 Armoire
2 Dw., 2 Dr.,
2 Shelves
45w 25¹/₄d 72³/₄h
Dbl. dr. op. 36¹/₂w 20³/₄d 41¹/₂h
Ru. Rough Sawn Br. Maple • Antique Slate



JRV-050 Wardrobe Armoire
1 Dw., 2 Dr., 1 Rod & Shelf
49w 25¹/₄d 74¹/₂h
I.D.: 37w 20³/₄d 54¹/₄h
Ru. Rough Sawn Br. Maple • Vintage Antique



all rods are adjustable

Vogen – NEW

Available in oak, maple, brown maple, cherry, gray elm, hickory, quarter sawn white oak, sap cherry, rustic cherry, rustic hickory and rustic quarter sawn white oak.

Vogen



ITVG-094 Vogen Bed, king size

shown in Rustic Rough Sawn Brown Maple with Harvest stain
bed posts are 6" x 6"; headboard is 78½" tall, footboard is 33" tall

NOTE: yoke and wheel are optional

Standard Features

- 1¾" solid wood tops
- 3½" solid wood posts
- ¾" solid side panels
- All doors and drawers are flush
- Solid maple dovetailed drawer boxes
- Beveled mirrors
- Full extension drawer slides
- Soft close door hinges on all doors
- Standard hardware:
A-70 & A-71



Options

- NO UPCHARGE for any hardware choices on hardware board
- Choose your own hardware (upcharge)
- For nightstand options, see nightstand page of Vogen collection
- Pop-out rail secret compartment (upcharge)
- Single or double jewelry slide-outs behind mirrors (upcharge)
- Blum under-mount concealed drawer slides with soft close (upcharge)

ALL NEW FOR 2023

Vogen

JRVG-030
Mirror
42½w 36¼h

JRVG-057
9 Dw. Dresser
64w 23¼d 45½h
Oak • Carbon



JRVG-045
Mirror
50½w 36¼h

JRVG-063
6 Dw. Dresser
71w 23¼d 41¾h
Ru. Rough Sawn
Br. Maple • Harvest



JRVG-040
6 Dw. Chest
45w 23¼d 56h
Oak • Carbon



JRVG-036
4 Dw. Chest
45w 23¼d 52¾h
Ru. Rough Sawn Br. Maple • Almond



optional pop-out rail
secret compartment
(1½" depth)

nightstand options



water tray



sliding top security
tray (1¾" depth)



LED touch night
light (N/A on 019)



power strip
2 outlets / 2 USB

JRVG-021
3 Dw. Nightstand
27w 19¼d 30½h
Oak • Carbon



JRVG-029-3
3 Dw. Nightstand
30w 19¼d 33½h
Ru. Rough Sawn
Br. Maple • Almond



Cheval Mirrors

Cheval Mirrors



JRA-056-3
Artesa
27w 18½d 66¼h



JRBC-056-3
Boulder Creek
27w 17d 66¼h



JRC-056-3
Carlisle
25¾w 17d 66½h



JRCS-056-3
Chippewa Sleigh
26w 22d 61h



JRDV-056-3
Denver
26w 17d 68h



JRD-056-3
Dumont
26w 17d 66h



JRE-056-3
Empire
26w 17d 67½h



JRFN-056-3
Finland
26w 17d 65½h



JRF-056-3
Flush Mission
26w 17d 65¾h



JRHI-056-3
Heidi
26w 17d 66h



JRH-056-3
Heritage
25¾w 17d 65h



JRHU-056-3
Houston
26w 17d 68h



JRIM-056-3
Imperial
26w 17d 68½h



JRI-056-3
Ironwood
26w 17d 72h



JRL-056-3
Lexington
26w 17d 66½h



JRMT-056-3
Matison
26w 17d 65½h



JRO-056-3
Old Classic Sleigh
26w 22d 63½h



JRSQ-056-3
Sequoyah
26w 17d 68h



JRS-056-3
Shaker
26w 17d 66h

NOTE: All cheval mirrors are available with jewelry storage behind mirror. Change ID# from **056-3** to **056**. Details on individual collection pages.

Hardware Board

Hardware



Hardware Board

A-9: 4424-G10

A-10: 4425-G10

A-11: 4424-WI

A-12: 4425-WI

A-13: 4424-ORB

A-14: 4425-ORB

A-15: 449-96-BNBDL

A-16: 449-BNBDL

A-17: 449-96-DBAC

A-18: 449-DBAC

A-20: 549-96-MB

A-23: 53031-G10

A-24: 53029-G10

A-25: 549-96-BNBDL

A-26: K3915-BNBDL

A-27: PN-8005

A-28: PN-8006

A-29: BP-81092-BORB

A-30: 81091-BORB

A-31: 53031-ORB

A-32: 53029-ORB

A-33: D-529-A

A-34: D-527-A

A-35: 595-96-SN

A-36: 595-SN

A-37: 595-96-BNBDL

A-38: 595-BNBDL

A-39: 595-96-DBAC

A-40: 595-DBAC

A-41: D-521-W

A-42: D-570-W

A-43: K-152-AE

A-44: A76209-AE

A-46: K-558-SI

A-47: K-58-SI

A-48: K-2029-LAP

A-49: K-2335-WN

A-50: BP-9041900

A-51: BP-9041195

A-52: BP-904125900

A-53: 17-LP

A-54: 11-LP

A-55: K-40-C

A-56: 972-L-SN

A-57: K-53-BL

A-58: D524-BI

A-59: K-558-BL

A-60: K-58-BL

A-62: 36907-ORB

A-63: 55276-BBR

A-64: 55271-BBR

A-66: 3910-SN

A-67: 449-96-SN

A-68: 449-SN

*A-70: BHIM-5900

*A-71: BHIM-8900

A-72: 549-128-MB

A-73: 549-192-MB

Choose any hardware above at no upcharge. For more styles & color selections, see Buckeye Hardware Catalog.

***NOTE: upcharge when using A-70 & A-71 hardware on any style other than Orewood**

J&R

Bedroom Furniture by J&R Woodworking
Beds by Indian Trail Furniture
©2023 J&R Woodworking • 03/14/2023

**QUICK
SHIP**
of Indiana

Est. 2018

Boulder Creek



Empire



Finland



Houston



Lexington

