

## Notice of Product Changes



FOR 2023

ITCT-027 Cottage; ITVG-094 Vogen

### CHANGES MADE

Catalog is now in alphabetical order for all beds with matching J&R Woodworking casegoods (colorful tabs).

Back section (gray tabs) is all products built by Indian Trail Furniture only (platforms, day beds, bunk beds, bookcase headboards, etc).

**Item numbers have changed, please be sure to use revised item numbers when placing orders!**

### FABRIC PANEL OPTION available on






















026 Chippewa Sleigh; 035 Trimble; 057 Boulder Creek; 069 Dumont; 075 Finland; 077 & 077-S Flush Mission; 080 Empire; 093 Timbra



**Dont' miss  
QUICK SHIP  
products  
on back cover!**



# Bed Index **Alphabetical Order**

4-Panel <b>IT4P-074</b> ..... pg 139	Flush Mission <b>ITF-077</b>  ..... pg 27	Platform Bed <b>IT-303</b> ..... pg 109
American Mission <b>ITAM-065</b> ..... pg 140	Grandon <b>ITG-091-1</b> ..... pg 41	Platform Bed <b>IT-304</b> ..... pg 110
American Panel <b>ITAP-064</b> ..... pg 141	Grandon <b>ITG-091-2</b> ..... pg 42	Platform Bed <b>IT-305</b>  ..... pg 111
Artesa <b>ITA-038</b> ..... pg 3	Heidi <b>ITHI-079</b> ..... pg 29	Platform Bed <b>IT-306</b> ..... pg 112
Bed Seat <b>IT-102</b> ..... pg 93	Houston <b>ITHU-088-1</b>  ..... pg 39	Platform Bed <b>IT-307</b> ..... pg 113
Bookcase Headboard <b>IT-501</b> ..... pg 123	Houston <b>ITHU-088-2</b> ..... pg 40	Reno <b>ITR-086</b> ..... pg 71
Bookcase Headboard <b>IT-502</b>  ..... pg 124	Houston Bunk Bed <b>IT-604</b> ..... pg 136	Rough Sawn Bed Seat <b>IT-104</b> ..... pg 94
Bookcase Headboard <b>IT-506</b> ..... pg 128	Imperial <b>ITIM-052</b> ..... pg 45	Sequoyah <b>ITSQ-084</b> ..... pg 73
Boulder Creek <b>ITBC-057</b>  ..... pg 5	Ironwood <b>ITI-085</b> ..... pg 47	Shaker <b>ITS-072</b>  ..... pg 75
Boulder Creek <b>ITBC-057-C</b> ..... pg 6	Kascade <b>ITK-076</b> ..... pg 49	Shaker Bunk Bed <b>IT-603</b> ..... pg 135
Boulder Creek Bed Seat <b>IT-103</b> ..... pg 94	Ladder Bunk Bed <b>IT-601</b>  ..... pg 133	Sleigh Bed Seat <b>IT-101</b> ..... pg 93
Boulder Creek Bookcase Headboard <b>IT-503</b> ..... pg 125	Lexington <b>ITL-082</b>  ..... pg 51	Sleigh Day Bed <b>IT-404</b> ..... pg 120
Boulder Creek Mission <b>ITBC-057-M</b> ..... pg 7	Lexington Bookcase Headboard <b>IT-505</b> ..... pg 127	Stick Mission <b>ITSM-070</b>  ..... pg 77
Bow Panel <b>ITBP-099</b> ..... pg 142	Liberty <b>ITLB-034</b> ..... pg 53	Storage Footboard <b>IT-301</b> ..... pg 107
Bow Panel w/Turned Post <b>ITBP-099-T</b> ..... pg 31	Lincoln <b>ITLN-062</b> ..... pg 55	Squanto <b>ITSN-089</b> ..... pg 36
Bow Spindle <b>ITBS-096</b> ..... pg 32	Live Wood <b>ITLW-068</b> ..... pg 57	Tall Wrap Around <b>ITWR-T040</b> ..... pg 37
Brentwood <b>ITBW-031</b> ..... pg 33	Low Footboards..... pgs 95-96	Timbra <b>ITT-093-1</b>  ..... pg 79
Captain Bed <b>IT-201</b> ..... pg 99	Mation <b>ITMT-067</b> ..... pg 61	Timbra <b>ITT-093-2</b> ..... pg 80
Cannon Ball <b>ITCB-030</b> ..... pg 34	Mission Bunk Bed <b>IT-602</b> ..... pg 134	Trail Wall Unit <b>IT-203</b> ..... pg 101
Carlisle <b>ITC-078</b> ..... pg 11	Mission Day Bed <b>IT-402</b> ..... pg 118	Trail Wall Unit <b>IT-204</b> ..... pg 102
Chippewa Sleigh <b>ITCS-026</b>  ..... pg 15	Monarch <b>ITMO-033</b> ..... pg 63	Trestle <b>ITTR-059</b> ..... pg 143
Classic Raised Panel Sleigh <b>ITCL-020</b> ..... pg 66	Murphy Bed <b>IT-202</b> ..... pg 100	Trimble <b>ITTM-035</b>  ..... pg 12
Cottage <b>ITCT-027</b>  ..... pg 17	Non-Wrap <b>ITNW-090</b>  ..... pg 35	Trundle w/Casters <b>IT-205</b> ..... pg 103
Denver <b>ITDV-087</b> ..... pg 19	Old Classic Sleigh <b>ITO-023</b>  ..... pg 65	Vandella <b>ITV-092-1</b> ..... pg 83
Dumont <b>ITD-069</b>  ..... pg 21	Old Classic Sleigh w/24" FB <b>ITO-023-24</b> ..... pg 65	Vandella <b>ITV-092-2</b> ..... pg 84
Dumont Day Bed <b>IT-401</b> ..... pg 117	Old Classic Sleigh Bookcase Headboard <b>IT-507</b> ..... pg 129	Vogen <b>ITVG-094</b>  ..... pg 87
Empire <b>ITE-080</b>  ..... pg 23	Orewood <b>ITOW-083</b> ..... pg 69	Wrap Around <b>ITWR-040</b> ..... pg 37
Empire Bookcase Headboard <b>IT-504</b> ..... pg 126	Panel Day Bed <b>IT-403</b>  ..... pg 119	
Finland <b>ITFN-075</b>  ..... pg 25	Platform Bed <b>IT-302</b>  ..... pg 108	

# Artesa

**ITA-038**

Artesa

*Shown in Queen Size,  
Rustic Cherry with Michaels Cherry stain  
Standard with wood back panel*

HB 58" - FB 32"

Twin: 46 $\frac{1}{4}$ " W x 83 $\frac{1}{2}$ " L

Full: 59 $\frac{3}{4}$ " W x 83 $\frac{1}{2}$ " L

Queen: 66 $\frac{3}{4}$ " W x 88 $\frac{1}{2}$ " L

King: 82 $\frac{3}{4}$ " W x 88 $\frac{1}{2}$ " L

Cal. King: 78 $\frac{3}{4}$ " W x 92 $\frac{1}{2}$ " L



*Optional headboard with  
no wood back panel*



*Optional footboard with  
no wood back panel*



*Footboard detail*

# Artesa

# Artesa

## COLLECTION



*Shown in Rustic Cherry with Michaels Cherry stain*

Bedroom Furniture by J&R Woodworking  
**ITA-038** Artesa Bed by Indian Trail Furniture

# Boulder Creek

**ITBC-057**

**Boulder Creek**

1¾" x 3¼" posts

*Shown in Queen Size,  
Rustic Hickory with Golden Pecan stain*

**BEST  
SELLER**

HB 59" - FB 31"

Twin: 44¼" W x 82¼" L

Full: 57¾" W x 82¼" L

Queen: 64¾" W x 87¼" L

King: 80¾" W x 87¼" L

Cal. King: 76¾" W x 91¼" L



Boulder Creek



*Shown in Queen Size, Rustic  
Hickory with Golden Pecan  
stain and C2-34 Melody Fabric*



*Matching low footboard - 16½" H*



*Queen / King size Rustic Hickory or Oak*

INDIAN TRAIL FURNITURE | 5

# Boulder Creek

**ITBC-057-C**

**Boulder Creek**

*Shown in Queen Size,  
Rustic Cherry with Burnt Umber stain*

HB 53" - FB 31"

Twin: 44 $\frac{1}{4}$ " W x 82 $\frac{1}{4}$ " L  
Full: 57 $\frac{3}{4}$ " W x 82 $\frac{1}{4}$ " L  
Queen: 64 $\frac{3}{4}$ " W x 87 $\frac{1}{4}$ " L  
King: 80 $\frac{3}{4}$ " W x 87 $\frac{1}{4}$ " L  
Cal. King: 76 $\frac{3}{4}$ " W x 91 $\frac{1}{4}$ " L



# Boulder Creek

# Boulder Creek Mission

**ITBC-057-M**

Boulder Creek Mission

*Shown in Queen Size,  
Oak with Manchester stain*

HB 59" - FB 24"

Twin: 44 $\frac{1}{4}$ " W x 82 $\frac{1}{4}$ " L

Full: 57 $\frac{3}{4}$ " W x 82 $\frac{1}{4}$ " L

Queen: 64 $\frac{3}{4}$ " W x 87 $\frac{1}{4}$ " L

King: 80 $\frac{3}{4}$ " W x 87 $\frac{1}{4}$ " L

Cal. King: 76 $\frac{3}{4}$ " W x 94 $\frac{1}{4}$ " L



# Boulder Creek Mission

# Boulder Creek

## COLLECTION



*Shown in Rustic Hickory with FC-41610 Golden Pecan stain*

Bedroom Furniture by J&R Woodworking  
**ITBC-057** Boulder Creek Bed (Queen size) by Indian Trail Furniture



# Boulder Creek

## COLLECTION



*Shown in Rustic Cherry with Burnt Umber stain*

Bedroom Furniture by J&R Woodworking  
**ITBC-057-C** Boulder Creek Bed by Indian Trail Furniture



# Carlisle

**ITC-078**

**Carlisle**

*Shown in Queen Size,  
Oak with Earthtone stain*

HB 49½" - FB 22½"

Twin: 51¼" W x 84½" L

Full: 64¾" W x 84½" L

Queen: 71¾" W x 89½" L

King: 87¾" W x 89½" L

Cal. King: 83¾" W x 93½" L



Carlisle

# Carlisle

# Trimble

**ITTM-035**

Trimble

*Shown in Queen Size,  
Oak with Earthtone stain*

**BEST  
SELLER**

HB 52" - FB 20"

Twin: 46" W x 83 $\frac{3}{4}$ " L

Full: 59 $\frac{1}{2}$ " W x 83 $\frac{3}{4}$ " L

Queen: 66 $\frac{1}{2}$ " W x 88 $\frac{3}{4}$ " L

King: 82 $\frac{1}{2}$ " W x 88 $\frac{3}{4}$ " L

Cal. King: 78 $\frac{1}{2}$ " W x 92 $\frac{3}{4}$ " L



*Shown in Queen Size Brown  
Maple with Burnt Umber stain  
and C2-12 Antarctic Fabric*

# Carlisle

## COLLECTION



*Shown in Oak with Earthtone stain*

Bedroom Furniture by J&R Woodworking  
**ITC-078** Carlisle Bed by Indian Trail Furniture

# Carlisle

## COLLECTION



*Shown in Oak with Earthtone stain*

Bedroom Furniture by J&R Woodworking  
**ITTM-035** Trimble Bed by Indian Trail Furniture

# Chippewa Sleigh

**ITCS-026**

**Chippewa Sleigh**

*Shown in Queen Size,  
Oak with Vintage Antique stain*

**BEST  
SELLER**

HB 52" - FB 25"

Twin: 42 $\frac{1}{4}$ " W x 88 $\frac{3}{4}$ " L

Full: 55 $\frac{3}{4}$ " W x 88 $\frac{3}{4}$ " L

Queen: 62 $\frac{3}{4}$ " W x 93 $\frac{3}{4}$ " L

King: 78 $\frac{3}{4}$ " W x 93 $\frac{3}{4}$ " L

Cal. King: 74 $\frac{3}{4}$ " W x 97 $\frac{3}{4}$ " L



*Shown in Queen Size,  
Brown Maple with Golden  
Brown stain and C2-12  
Antarctic Fabric*

Chippewa Sleigh

# Chippewa Sleigh

## COLLECTION



*Shown in Oak with Vintage Antique stain*

Bedroom Furniture by J&R Woodworking  
**ITCS-026** Chippewa Sleigh Bed by Indian Trail Furniture



# Cottage

**NEW**

**ITCT-027**

**Cottage**

*Shown in King Size,  
Oak with Old Museum stain*

HB 76" - FB 29"

Twin: N/A

Full: 59" W x 88½" L

Queen: 66" W x 93½" L

King: 82" W x 93½" L

Cal. King: 78" W x 97½" L



*Split post option*

# Cottage

INDIAN TRAIL FURNITURE | 17

Cottage

# Cottage

## COLLECTION



*Shown in Oak with Old Museum stain*

Bedroom Furniture by J&R Woodworking  
**ITCT-027** Cottage Bed by Indian Trail Furniture

# Denver

**ITDV-087**

**Denver**

*Shown in Queen Size,  
Rustic Hickory with Earthtone stain*

HB 60" - FB 16"

Twin: 45½" W x 82" L

Full: 59" W x 82" L

Queen: 66" W x 87" L

King: 82" W x 87" L

Cal. King: 78" W x 91" L

available in all wood species



*Shown in Rustic Rough  
Sawn Brown Maple with  
FC-42000 Almond stain  
#10 sheen*

*Rustic Cherry with  
FC-10748 Burnt  
Umber stain*

*Brown Maple  
with FC-15743  
Briar stain*

*Rustic Hickory  
with FC-40592  
Earthtone stain*



# Denver

## COLLECTION



*Shown in Rustic Hickory with FC-40592 Earthtone stain*

Bedroom Furniture by J&R Woodworking  
**ITDV-087** Denver Bed by Indian Trail Furniture

# Dumont

**ITD-069**

**Dumont**

**BEST  
SELLER**

*Shown in Queen Size, Rustic Rough  
Sawn Brown Maple with  
Almond stain #10 sheen*

HB 53 $\frac{1}{4}$ " - FB 24"

Twin: 46 $\frac{1}{4}$ " W x 83 $\frac{1}{4}$ " L

Full: 59 $\frac{3}{4}$ " W x 83 $\frac{1}{4}$ " L

Queen: 66 $\frac{3}{4}$ " W x 88 $\frac{1}{4}$ " L

King: 82 $\frac{3}{4}$ " W x 88 $\frac{1}{4}$ " L

Cal. King: 78 $\frac{3}{4}$ " W x 92 $\frac{1}{4}$ " L



*Shown in Queen Size, Rustic  
Rough Sawn Brown Maple  
with Almond stain  
and C2-6 Normal Fabric*

# Dumont

# Dumont

## COLLECTION



*Shown in Rustic Rough Sawn Brown Maple with FC-42000 Almond stain #10 sheen*

Bedroom Furniture by J&R Woodworking  
**ITD-069** Dumont Bed by Indian Trail Furniture

# Empire

**ITE-080**

**Empire**

*Shown in King Size,  
Brown Maple with Onyx stain*

**BEST  
SELLER**

HB 70" - FB 37"

Twin: N/A

Full: 63 $\frac{3}{4}$ " W x 87 $\frac{1}{2}$ " L

Queen: 70 $\frac{3}{4}$ " W x 92 $\frac{1}{2}$ " L

King: 89 $\frac{3}{4}$ " W x 92 $\frac{1}{2}$ " L

Cal. King: 85 $\frac{3}{4}$ " W x 96 $\frac{1}{2}$ " L



Empire



*Shown in King Size, Brown  
Maple with Burnt Umber stain  
and C2-12 Antartic Fabric*



*Split post option*



*King Size Brown Maple or Oak*

# Empire

## COLLECTION



*Shown in Brown Maple with Onyx stain*

Bedroom Furniture by J&R Woodworking  
**ITE-080** Empire Bed by Indian Trail Furniture



# Finland

**ITFN-075**

**Finland**

**BEST  
SELLER**

*Shown in Queen Size,  
Brown Maple with Earthtone stain*

HB 55½" - FB 26"

Twin: 44¼" W x 82" L

Full: 57¾" W x 82" L

Queen: 64¾" W x 87" L

King: 80¾" W x 87" L

Cal. King: 76¾" W x 91" L



*Shown in Queen Size Brown  
Maple with Briar stain  
and C2-37 Yoyo Fabric*



*Queen / King Size Brown Maple or Oak*

INDIAN TRAIL FURNITURE |

**25**

# Finland

## COLLECTION



*Shown in Brown Maple with FC-40592 Earthtone stain*

Bedroom Furniture by J&R Woodworking  
**ITFN-075** Finland Bed by Indian Trail Furniture

# Flush Mission

**BEST  
SELLER**

**ITF-077**

## Flush Mission

HB 48" - FB 24"

*Shown in Queen Size, Brown Maple  
with FC-10748 Burnt Umber stain*

Twin: 45 $\frac{1}{4}$ " W x 81" L  
Full: 58 $\frac{3}{4}$ " W x 81" L  
Queen: 65 $\frac{3}{4}$ " W x 86" L  
King: 81 $\frac{3}{4}$ " W x 86" L  
Cal. King: 77 $\frac{3}{4}$ " W x 90" L



*Shown in Queen Size, Brown  
Maple with Asbury stain and  
C2-34 Melody Fabric*

# Flush Mission

## COLLECTION



*Shown in Brown Maple with FC-11725 Acorn stain*

Bedroom Furniture by J&R Woodworking  
**ITF-077** Flush Mission Bed by Indian Trail Furniture

# Heidi

**ITHI-079**

Heidi

*Shown in King Size,  
Sap Cherry with Old Museum stain*

HB 64 $\frac{3}{4}$ " - FB 33"

Twin: N/A

Full: 63 $\frac{3}{4}$ " W x 87 $\frac{1}{2}$ " L

Queen: 70 $\frac{3}{4}$ " W x 92 $\frac{1}{2}$ " L

King: 86 $\frac{3}{4}$ " W x 92 $\frac{1}{2}$ " L

Cal. King: 82 $\frac{3}{4}$ " W x 96 $\frac{1}{2}$ " L



*Split post option*

# Heidi

# Heidi

## COLLECTION



*Shown in Sap Cherry with Old Museum stain*

Bedroom Furniture by J&R Woodworking  
**ITHI-079** Heidi Bed by Indian Trail Furniture

# Bow Panel

**ITBP-099-T**

Bow Panel  
with Turned Post

*Shown in Queen Size,  
Brown Maple with Briar stain*

HB 60" - FB 40"

Twin: 44¾" W x 82½" L

Full: 58¼" W x 82½" L

Queen: 65¼" W x 87½" L

King: 81¼" W x 87½" L

Cal. King: 77¼" W x 91½" L



# Bow Panel

# Bow Spindle

**ITBS-096**

## Bow Spindle

*Shown in Queen Size,  
Brown Maple with Rich Tobacco stain*

HB 60" - FB 39½"

Twin: 43" W x 82½" L

Full: 56½" W x 82½" L

Queen: 63½" W x 87½" L

King: 79½" W x 87½" L

Cal. King: 75½" W x 91½" L



# Bow Spindle



# Brentwood

**ITBR-031**

**Brentwood**

*Shown in Queen Size,  
Oak with Old Museum stain*

HB 52" - FB 36"

Twin: 44 $\frac{1}{4}$ " W x 82" L

Full: 57 $\frac{3}{4}$ " W x 82" L

Queen: 64 $\frac{3}{4}$ " W x 87" L

King: 80 $\frac{3}{4}$ " W x 87" L

Cal. King: 76 $\frac{3}{4}$ " W x 91" L



# Brentwood

# Cannon Ball

**ITCB-030**

**Cannon Ball**

*Shown in Queen Size,  
Brown Maple with CF-93803 stain*

HB 52" - FB 36"

Twin: 44 $\frac{1}{4}$ " W x 82" L

Full: 57 $\frac{3}{4}$ " W x 82" L

Queen: 64 $\frac{3}{4}$ " W x 87" L

King: 80 $\frac{3}{4}$ " W x 87" L

Cal. King: 76 $\frac{3}{4}$ " W x 91" L



# Cannon Ball

# Non-Wrap

**ITNW-090**

Non-Wrap

*Shown in Queen Size,  
Oak with Lite Asbury stain*

**BEST  
SELLER**

HB 52" - FB 36"

Twin: 45 $\frac{1}{4}$ " W x 82" L

Full: 58 $\frac{3}{4}$ " W x 82" L

Queen: 65 $\frac{3}{4}$ " W x 87" L

King: 81 $\frac{3}{4}$ " W x 87" L

Cal. King: 77 $\frac{3}{4}$ " W x 91" L



# Non-Wrap

# Squanto

**ITSN-089**

Squanto

*Shown in Queen Size*

HB 60" - FB 36"

Twin: 45 $\frac{1}{4}$ " W x 82" L

Full: 58 $\frac{3}{4}$ " W x 82" L

Queen: 65 $\frac{3}{4}$ " W x 87" L

King: 81 $\frac{3}{4}$ " W x 87" L

Cal. King: 77 $\frac{3}{4}$ " W x 91" L



# Squanto

# Wrap Around

## **ITWR-040**

### Wrap Around Bed

*Shown in Queen Size,  
Oak with MV. SP. stain*

HB 52" - FB 36"

Twin: N/A

Full: 61¼" W x 85" L

Queen: 68¼" W x 90" L

King: 84¼" W x 90" L

Cal. King: 80¼" W x 94" L



## **ITWR-T040**

### Wrap Around Bed

*Shown in Queen Size,  
Oak with MV. SP. stain*

HB 60" - FB 44"

*\*Sizes are same as ITWR-040.*

# Heritage

## COLLECTION



*Shown in Oak with Lite Asbury stain*

Bedroom Furniture by J&R Woodworking  
**ITNW-090** Non-Wrap Bed by Indian Trail Furniture

# Houston

**ITHU-088-1**

Houston

**BEST  
SELLER**

True mortise & tenon /  
wood pin construction  
Shown in King Size, Rustic Rough  
Sawn Brown Maple with  
Almond stain #10 sheen

HB 76" - FB 32"

Twin: N/A

Full: 63 $\frac{3}{4}$ " W x 89 $\frac{1}{2}$ " L

Queen: 70 $\frac{3}{4}$ " W x 94 $\frac{1}{2}$ " L

King: 86 $\frac{3}{4}$ " W x 94 $\frac{1}{2}$ " L

Cal. King: 82 $\frac{3}{4}$ " W x 98 $\frac{1}{2}$ " L



Footboard detail



6" square posts



Split post option



Rustic Rough Sawn Brown Maple ONLY

# Houston

**ITHU-088-2**

## Houston

True mortise & tenon /  
wood pin construction

*Shown in Queen Size, Rustic Rough Sawn  
Brown Maple with Tavern stain #10 sheen*

HB 59" - FB 32"

Twin: 50 $\frac{1}{4}$ " W x 86 $\frac{1}{2}$ " L

Full: 63 $\frac{3}{4}$ " W x 86 $\frac{1}{2}$ " L

Queen: 70 $\frac{3}{4}$ " W x 91 $\frac{1}{2}$ " L

King: 86 $\frac{3}{4}$ " W x 91 $\frac{1}{2}$ " L

Cal. King: 82 $\frac{3}{4}$ " W x 95 $\frac{1}{2}$ " L



Headboard detail



4 $\frac{1}{2}$ " square posts



Split post option



# Grandon

**ITG-091-1**

## Grandon

True mortise & tenon /  
wood pin construction  
with 6" Square Post

*Shown in King Size, Rustic Rough Sawn  
Brown Maple with Almond stain #10 sheen*

HB 76" - FB 32"

Twin: N/A

Full: 63 $\frac{3}{4}$ " W x 89 $\frac{1}{2}$ " L

Queen: 70 $\frac{3}{4}$ " W x 94 $\frac{1}{2}$ " L

King: 86 $\frac{3}{4}$ " W x 94 $\frac{1}{2}$ " L

Cal. King: 82 $\frac{3}{4}$ " W x 98 $\frac{1}{2}$ " L



Footboard detail



6" square posts



Split post option

# Grandon

# Grandon

**ITG-091-2**

## Grandon

True mortise & tenon /  
wood pin construction  
with 4½" Square Post

*Shown in Queen Size, Rustic Rough Sawn  
Brown Maple with Almond stain #10 sheen*

HB 59" - FB 32"

Twin: 50¼" W x 86½" L  
Full: 63¾" W x 86½" L  
Queen: 70¾" W x 91½" L  
King: 86¾" W x 91½" L  
Cal. King: 82¾" W x 95½" L



Footboard detail



4½" square posts



Split post option

# Grandon

# Houston

## COLLECTION



*Shown in Rustic Rough Sawn Brown Maple with FC-42000 Almond stain #10 sheen*

Bedroom Furniture by J&R Woodworking  
**ITHU-088-1** Houston Bed by Indian Trail Furniture



# Imperial



## **ITIM-052**

### Imperial

*Shown in Queen Size,  
Oak with Briar stain*

HB 82" - FB 82"  
(with canopy 83")

Twin: 44 $\frac{1}{8}$ " W x 81 $\frac{1}{2}$ " L

Full: 57 $\frac{5}{8}$ " W x 81 $\frac{1}{2}$ " L

Queen: 64 $\frac{5}{8}$ " W x 86 $\frac{1}{2}$ " L

King: 80 $\frac{5}{8}$ " W x 86 $\frac{1}{2}$ " L

Cal. King: 76 $\frac{5}{8}$ " W x 90 $\frac{1}{2}$ " L

option: canopy rail



*Optional canopy rail*

# Imperial

# Imperial

## COLLECTION



*Shown in Oak with Briar stain*

Bedroom Furniture by J&R Woodworking  
**ITIM-052** Imperial Bed by Indian Trail Furniture

# Ironwood

**ITI-085**

## Ironwood

*Shown in King Size, Rustic Rough Sawn  
Brown Maple with Almond stain #10 sheen*

HB 70" - FB 32"

Twin: N/A

Full: 63 $\frac{3}{4}$ " W x 88" L

Queen: 70 $\frac{3}{4}$ " W x 93" L

King: 86 $\frac{3}{4}$ " W x 93" L

Cal. King: 82 $\frac{3}{4}$ " W x 97" L



*Split post option*

# Ironwood

# Ironwood

## COLLECTION



*Shown in Rustic Rough Sawn Brown Maple with FC-42000 Almond stain #10 sheen*

Bedroom Furniture by J&R Woodworking  
**ITI-085** Ironwood Bed by Indian Trail Furniture



# Kascade

**ITK-076**

Kascade

*Shown in Queen Size,  
Brown Maple with Manchester stain*

HB 57" - FB 29"

Twin: 45 $\frac{1}{4}$ " W x 82 $\frac{7}{8}$ " L

Full: 58 $\frac{3}{4}$ " W x 82 $\frac{7}{8}$ " L

Queen: 65 $\frac{3}{4}$ " W x 87 $\frac{7}{8}$ " L

King: 81 $\frac{3}{4}$ " W x 87 $\frac{7}{8}$ " L

Cal. King: 77" W x 91 $\frac{7}{8}$ " L



*Optional headboard and footboard  
with wood back panel*

# Kascade

# Kascade

## COLLECTION



*Shown in Brown Maple with Manchester stain*

Bedroom Furniture by J&R Woodworking  
**ITK-076** Kascade Bed by Indian Trail Furniture

# Lexington

**ITL-082**

**Lexington**

*Shown in King Size,  
Brown Maple with Old Museum stain*

**BEST  
SELLER**

HB 67" - FB 35"

Twin: N/A

Full: 54" W x 88" L

Queen: 70" W x 93" L

King: 86" W x 93" L

Cal. King: 82" W x 97" L



Standard  
panels  
in post



Split post option

**QUICK  
SHIP**  
of Indiana



Est. 2018

# Lexington

Queen / King Size Brown Maple ONLY

# Lexington

## COLLECTION



*Shown in Brown Maple with Old Museum stain*

Bedroom Furniture by J&R Woodworking  
**ITL-082** Lexington Bed by Indian Trail Furniture

# Liberty

**ITLB-034**

## Liberty

*Shown in Queen Size,  
Brown Maple with Sandstone stain*

HB 48" - FB 15½"

Twin: 50¼" W x 85½" L

Full: 63¾" W x 85½" L

Queen: 70¾" W x 90½" L

King: 86¾" W x 90½" L

Cal. King: 82¾" W x 94½" L

*Available in Brown Maple  
and Oak ONLY*



Liberty

# Liberty

INDIAN TRAIL FURNITURE | 53

# Liberty

## COLLECTION



*Shown in Brown Maple with Sandstone stain*

Bedroom Furniture by J&R Woodworking  
**ITLB-034** Liberty Bed by Indian Trail Furniture

# Lincoln

**ITLN-062**

Lincoln

*Shown in Queen Size,  
Brown Maple with Rich Tobacco stain*

HB 53½" - FB 19"

Twin: 48¼" W x 80½" L

Full: 61¾" W x 80½" L

Queen: 68¾" W x 85½" L

King: 84¾" W x 85½" L

Cal. King: 80¾" W x 89½" L



*Headboard detail*

Lincoln

# Lincoln

INDIAN TRAIL FURNITURE | 55

# Lincoln

## COLLECTION



*Shown in Sap Cherry with Burnt Umber stain*

Bedroom Furniture by J&R Woodworking  
**ITLN-062** Lincoln Bed by Indian Trail Furniture



# Live Wood

**ITW-068**

Live Wood

*Shown in Queen Size,  
Cherry with Vintage Antique stain*

HB 53" - FB 26"

Twin: 45" W x 82" L

Full: 58½" W x 82" L

Queen: 65½" W x 87" L

King: 81" W x 87" L

Cal. King: 77" W x 91" L

Available in Cherry, Rustic Walnut,  
Rustic Cherry, and Walnut



*Shown in Walnut  
with Bel Air stain*

# Live Wood

# Live Wood

## COLLECTION



*Queen size shown in Rustic Walnut with Bel-Air stain*

Bedroom Furniture by J&R Woodworking  
**ITW-068** Live Wood Bed by Indian Trail Furniture

# Live Wood

## COLLECTION



*King size shown in Rustic Cherry with Vintage Antique stain*

Bedroom Furniture by J&R Woodworking  
**ITW-068** Live Wood Bed by Indian Trail Furniture



# Matison

**ITMT-067**

## Matison

*Shown in Queen Size,  
Rustic Hickory  
with Charwood stain*

HB 55" - FB 30"

Twin: 49 $\frac{1}{4}$ " W x 81 $\frac{3}{4}$ " L  
Full: 62 $\frac{3}{4}$ " W x 81 $\frac{3}{4}$ " L  
Queen: 69 $\frac{3}{4}$ " W x 86 $\frac{3}{4}$ " L  
King: 85 $\frac{3}{4}$ " W x 86 $\frac{3}{4}$ " L  
Cal. King: 81 $\frac{3}{4}$ " W x 90 $\frac{3}{4}$ " L



# Matison

# Matison

## COLLECTION



*Shown in Rustic Hickory with Charwood stain*

Bedroom Furniture by J&R Woodworking  
**ITMT-067** Matison Bed by Indian Trail Furniture

# Monarch

**ITM0-033**

## Monarch

*Shown in Queen Size,  
Oak with Sandstone stain*

HB 50" - FB 19½"

Twin: 45" W x 84¼" L

Full: 58½" W x 83¼" L

Queen: 65½" W x 88¼" L

King: 81½" W x 88¼" L

Cal. King: 77½" W x 92¼" L



Monarch

# Monarch

# Monarch

## COLLECTION



*Shown in Brown Maple with Storm stain*

Bedroom Furniture by J&R Woodworking  
**ITMO-033** Monarch Bed by Indian Trail Furniture



# Old Classic Sleigh

**ITO-023**

Old Classic Sleigh

*Shown in Queen Size,  
QSWO with Asbury stain*

**BEST  
SELLER**

HB 58" - FB 35"

Twin: 43" W x 94" L

Full: 56½" W x 94" L

Queen: 63½" W x 99" L

King: 79½" W x 99" L

Cal. King: 75½" W x 103" L



Old Classic Sleigh

**ITO-023-24**

Old Classic Sleigh

HB 52" - FB 24"



*Shown in King Size*

*\*Sizes are same as ITO-023*

# Classic Raised Panel

## **ITCL-020** Classic Raised Panel Sleigh

*Shown in Queen Size,  
Oak with Sealy stain*

HB 50" - FB 32"

Twin: 43" W x 93¼" L  
Full: 56½" W x 93¼" L  
Queen: 63½" W x 98¼" L  
King: 79½" W x 98¼" L  
Cal. King: 75½" W x 102¼" L



Old Classic Sleigh

# Classic Raised Panel

# Old Classic Sleigh

## COLLECTION



*Shown in OSWO with FC-7992 Asbury stain*

Bedroom Furniture by J&R Woodworking  
**ITO-023** Old Classic Sleigh Bed by Indian Trail Furniture



# Orewood

**ITOW-083**

## Orewood

standard steel corner accents

*Shown in Queen Size,  
Oak with Tavern stain*

HB 62" - FB 27½"

Twin: N/A

Full: 63¾" W x 87½" L

Queen: 70¾" W x 92½" L

King: 86¾" W x 92½" L

Cal. King: 82¾" W x 96½" L

available in all wood species,  
including Rustic Rough Sawn Brown Maple



*Option: without steel corner accents*



*Split post option*

# Orewood

## COLLECTION



*Shown in Oak with FC-10944 Tavern stain*

Bedroom Furniture by J&R Woodworking  
**ITOW-083** Orewood Bed by Indian Trail Furniture

# Reno



**ITR-086**

**Reno**

*Shown in Queen Size,  
Rustic Hickory with Tavern stain*

HB 64" - FB 32"

Twin: 46 $\frac{1}{4}$ " W x 86 $\frac{1}{4}$ " L

Full: 59 $\frac{3}{4}$ " W x 86 $\frac{1}{4}$ " L

Queen: 66 $\frac{3}{4}$ " W x 91 $\frac{1}{4}$ " L

King: 82 $\frac{3}{4}$ " W x 91 $\frac{1}{4}$ " L

Cal. King: 78 $\frac{3}{4}$ " W x 95 $\frac{1}{4}$ " L

# Reno

INDIAN TRAIL FURNITURE | 71

# Reno

## COLLECTION



*Shown in Rustic Hickory with Tavern stain*

Bedroom Furniture by J&R Woodworking  
**ITR-086** Reno Bed by Indian Trail Furniture



# Sequoyah

**ITSQ-084**

Sequoyah

*Shown in Queen Size,  
Rustic QSWO with Lite Asbury stain*

HB 64" - FB 39"

Twin: 46" W x 86¼" L  
Full: 59½" W x 86¼" L  
Queen: 66½" W x 91¼" L  
King: 82½" W x 91¼" L



*Split post option*

# Sequoyah

# Sequoyah

## COLLECTION



*Shown in Rustic QSWO with FC-9018 Light Asbury stain*

Bedroom Furniture by J&R Woodworking  
**ITSQ-084** Sequoyah Bed by Indian Trail Furniture

# Shaker

**ITS-072**

**Shaker**

*Shown in Queen Size,  
Oak with Storm Grey stain*

**BEST  
SELLER**

HB 48" - FB 24"

Twin: 45 $\frac{1}{4}$ " W x 81" L

Full: 58 $\frac{3}{4}$ " W x 81" L

Queen: 65 $\frac{3}{4}$ " W x 86" L

King: 81 $\frac{3}{4}$ " W x 86" L



Shaker

# Shaker

# Shaker

## COLLECTION



*Shown in Oak with Storm Grey stain*

Bedroom Furniture by J&R Woodworking  
**ITS-072** Shaker Bed by Indian Trail Furniture

# Stick Mission

**BEST  
SELLER**

**ITSM-070**

Stick Mission

*Shown in Queen Size,  
Oak with Charwood stain*

HB 48" - FB 24"

Twin: 48 $\frac{3}{4}$ " W x 81" L

Full: 62 $\frac{1}{4}$ " W x 81" L

Queen: 69 $\frac{1}{4}$ " W x 86" L

King: 85 $\frac{1}{4}$ " W x 86" L

Cal. King: 81 $\frac{1}{4}$ " W x 90" L



Stick Mission

# Stick Mission

# Stick Mission

## COLLECTION



*Shown in Oak with Charwood stain*

Bedroom Furniture by J&R Woodworking  
**ITSM-070** Stick Mission Bed by Indian Trail Furniture

# Timbra

**ITT-093-1**

**BEST  
SELLER**

## Timbra

True mortise & tenon /  
wood pin construction  
*Shown in King Size,  
Rustic Cherry with Earthtone stain*

HB 78½" - FB 29¾"

Twin: N/A

Full: 63¾" W x 89½" L

Queen: 70¾" W x 94½" L

King: 86¾" W x 94½" L

Cal. King: 82¾" W x 98½" L



*Shown in Rustic Cherry  
with FC-40592 Earth  
Tone stain and C2-12  
Antarctic Fabric*



*6" square  
post*



*Split post option*

# Timbra

# Timbra

**ITT-093-2**

## Timbra

True mortise & tenon /  
wood pin construction  
*Shown in Queen Size,  
Brown Maple with Briar stain*

HB 60 $\frac{1}{4}$ " - FB 29 $\frac{3}{4}$ "

Twin: N/A

Full: 63 $\frac{3}{4}$ " W x 86 $\frac{1}{2}$ " L

Queen: 70 $\frac{3}{4}$ " W x 91 $\frac{1}{2}$ " L

King: 86 $\frac{3}{4}$ " W x 91 $\frac{1}{2}$ " L

Cal. King: 82 $\frac{3}{4}$ " W x 95 $\frac{1}{2}$ " L



4 $\frac{1}{2}$ " square post



Split post option

# Timbra



# Timbra

## COLLECTION



*Shown on Rustic Cherry with Earthtone stain*

Bedroom Furniture by J&R Woodworking  
**ITT-093-1** Timbra Bed by Indian Trail Furniture

# Timbra

## COLLECTION



*Shown on Rustic Cherry with Earthtone stain*

Bedroom Furniture by J&R Woodworking  
**ITT-093-1** Timbra Bed [upholstered headboard] by Indian Trail Furniture

# Vandella

**ITV-092-1**

## Vandella

standard sliding doors on  
headboard & star on footboard

*Shown in King Size, Rustic Rough Sawn  
Brown Maple with Almond stain #10 sheen  
Star & Door Trim with Briar stain #10 sheen*

HB 10 $\frac{3}{8}$ " deep | HB 72" - FB 32"

Twin: N/A

Full: 71 $\frac{1}{2}$ " W x 90 $\frac{3}{4}$ " L

Queen: 78 $\frac{1}{2}$ " W x 95 $\frac{3}{4}$ " L

King: 94 $\frac{1}{2}$ " W x 95 $\frac{3}{4}$ " L

Cal. King: 90 $\frac{1}{2}$ " W x 99 $\frac{3}{4}$ " L



options: jewelry pullout,  
lighting in HB & FB, power strip



Headboard open, shown with optional lighting in headboard & jewelry pullout.



Optional jewelry pullout.

# Vandella

**ITV-092-2**

## Vandella

standard sliding doors on  
headboard & star on footboard  
*Shown in King Size, Rustic Rough Sawn  
Brown Maple with Almond stain #10 sheen*

HB 7 $\frac{3}{8}$ " D | HB 64" - FB 32"

Twin: N/A

Full: 71 $\frac{1}{4}$ " W x 86 $\frac{3}{4}$ " L

Queen: 78 $\frac{1}{4}$ " W x 91 $\frac{3}{4}$ " L

King: 94 $\frac{1}{4}$ " W x 91 $\frac{3}{4}$ " L

Cal. King: 90 $\frac{1}{4}$ " W x 95 $\frac{3}{4}$ " L



options: lighting in HB & FB, power strip



Headboard open, shown with optional lighting in headboard & power strip.

# Vandella

## COLLECTION



*Shown in Rustic Rough Sawn Brown Maple with FC-42000 Almond stain #10 sheen  
Star & Door Trim with FC-15743 Briar stain*

Bedroom Furniture by J&R Woodworking  
**ITV-092-1** Vandella Bed by Indian Trail Furniture



# Vogen

**NEW**

**ITVG-094**

Vogen

*Shown in King Size, Rustic Rough  
Sawn Brown Maple with Harvest stain,  
Wheel and Yoke in Harvest stain*

HB 78½" - FB 33"

Twin: N/A

Full: 60¾" W x 89¼" L

Queen: 67¾" W x 94¼" L

King: 83¾" W x 94¼" L

Cal. King: 79¾" W x 98¼" L



*Shown in Rustic Rough  
Sawn Brown Maple with  
Almond stain, Wheel  
and Yoke in Briar stain*



*Split post option*

# Vogen

# Vogen

## COLLECTION



*Shown in Rustic Rough Sawn Brown Maple with Harvest stain*

Bedroom Furniture by J&R Woodworking  
**ITVG-094** Vogen Bed by Indian Trail Furniture



# Products by Indian Trail



Bed Seats & Low Footboards..... pg 91

Captain & Murphy Beds,  
Wall Units and Trundle ..... pg 97

Storage Footboard & Platform Beds..... pg 105

Day Beds..... pg 115


Bookcase Beds ..... pg 121

Bunk Beds ..... pg 131

Stand Alone Beds..... pg 137



# Bed Seats & Low Footboards



**IT-101** Sleigh Bed Seat..... pg 93  
**IT-102** Bed Seat..... pg 93  
**IT-103** Boulder Creek Bed Seat ..... pg 94  
**IT-104** Rough Sawn Bed Seat..... pg 94  
Low Footboards .....pgs 95-96

# Bed Seats & Low Footboards



# Bed Seats



**IT-101**

Sleigh Bed Seat

storage as shown

50¼" W x 19¼" D x 18½" H



**IT-102**

Bed Seat

storage as shown

46½" W x 22½" D x 18¼" H

# Bed Seats

# Bed Seats



**IT-103**

**Boulder Creek Bed Seat**

storage as shown

47½" W x 20¼" D x 28¼" H



**IT-104**

**Rough Sawn Bed Seat**

storage as shown

46½" W x 22½" D x 18¼" H

# Bed Seats

# Low Footboards



**ITLF-10**

15½" high



**ITLF-1**

17" high




**ITLF-2**

18½" high

# Low Footboards

# Low Footboards



**ITLF-3**

16½" high




**ITLF-4**

16½" high



**ITLF-5**

27" high



**ITLF-6**

15½" high

# Low Footboards



# Captain & Murphy Beds, Wall Units and Trundle



**IT-201** Captain Bed ..... pg 99

**IT-202** Murphy Bed..... pg 100

**IT-203** Trail Wall Unit..... pg 101

**IT-204** Trail Wall Unit..... pg 102

**IT-205** Trundle ..... pg 103



# Captain Bed

**IT-201**

## Captain Bed

**standard undermount soft close slides**

and wood knobs

*Shown in Twin Size,*

*Oak with Hoosier Special stain*

HB 46" - FB 46"

Twin: 45 $\frac{1}{4}$ " D x 80" W



*Standard with storage behind drawers. 3 working drawers on bottom. Top drawers are fake.*

# Murphy Bed



**IT-202**

## Murphy Bed standard undermount soft close slides

BHIM5900-12 is std. hardware for bed;

595-96-SN is std. hardware on  
side towers & desk

*Shown in Full Size,  
Brown Maple with Earthtone stain*

Bed Cabinet:

Twin: 47½" W x 20¾" D x 81½" H

Full: 62½" W x 20¾" D x 81½" H

Queen: 69½" W x 20¾" D x 86½" H

Desk: 46" W x 19½" D x 30¾" H

Short Side Cabinet: 19½" W x 19½" D x 37" H

Tall Side Cabinet: 19½" W x 19½" D x 76" H



# Trail Wall Unit

**IT-203**

**Trail Wall Unit**  
**standard undermount soft close slides**

*Shown in Queen Size,  
Oak with Asbury stain*

Twin: 90" W x 18" D x 78" H  
Full: 105" W x 18" D x 78" H  
Queen: 112" W x 18" D x 78" H  
King: 128" W x 18" D x 78" H



**USE WITH YOUR CHOICE  
OF PLATFORM BED**

# Trail Wall Unit

**IT-204**

Trail Wall Unit  
standard undermount soft close slides

*Shown in Queen Size,  
Oak with Asbury stain*

Twin: 88" W x 17" D x 49¾" H  
Full: 103" W x 17" D x 49¾" H  
Queen: 110" W x 17" D x 49¾" H  
King: 126" W x 17" D x 49¾" H



USE WITH YOUR CHOICE  
OF PLATFORM BED

# Trail Wall Unit

# Trundle

**IT-205**

Trundle  
with casters

3" from floor to where mattress sits  
*Shown in Twin Size, Oak*

75" L x 40" D x 8" H



# Trundle





# Storage Footboard & Platform Beds



- IT-301** Storage Footboard ..... pg 107
- IT-302** Platform Bed..... pg 108
- IT-303** Platform Bed..... pg 109
- IT-304** Platform Bed..... pg 110
- IT-305** Platform Bed..... pg 111
- IT-306** Platform Bed..... pg 112
- IT-307** Platform Bed..... pg 113



# Storage Footboard

**IT-301**

Storage Footboard  
standard undermount soft close slides

*Shown in Queen Size,  
QSWO with Michaels Cherry stain*

**CHOOSE YOUR  
FAVORITE HEADBOARD**

Twin: 45 $\frac{1}{4}$ " W x 78 $\frac{1}{4}$ " L x 16 $\frac{1}{2}$ " H  
Full: 58 $\frac{3}{4}$ " W x 78 $\frac{1}{4}$ " L x 16 $\frac{1}{2}$ " H  
Queen: 65 $\frac{3}{4}$ " W x 83 $\frac{1}{4}$ " L x 16 $\frac{1}{2}$ " H  
King: 81 $\frac{3}{4}$ " W x 83 $\frac{1}{4}$ " L x 16 $\frac{1}{2}$ " H  
Cal. King: 77 $\frac{3}{4}$ " W x 87 $\frac{1}{4}$ " L x 16 $\frac{1}{2}$ " H



Shown with **IT-504**  
Empire Bookcase Headboard

# Storage Footboard

# Platform Bed

**IT-302**

Platform Bed

**BEST  
SELLER**

Toe kick - with 2 drawers per side

**standard undermount soft close slides**

*Shown in Queen Size,  
Oak with Dark Knight stain  
Shown with **ITTR-059** Trestle Bed*

14" overall height

Twin: 43 $\frac{3}{4}$ " W x 75 $\frac{1}{2}$ " L

Full: 57 $\frac{1}{4}$ " W x 75 $\frac{1}{2}$ " L

Queen: 64 $\frac{1}{4}$ " W x 80 $\frac{1}{2}$ " L

King: 80 $\frac{1}{4}$ " W x 80 $\frac{1}{2}$ " L

Cal. King: 76 $\frac{1}{4}$ " W x 84 $\frac{1}{2}$ " L



**ADD THE BUILT-IN  
DRAWER BOX TO ANY BED**



15" from front of headboard to the first drawer



Privacy Panel comes standard with Built-In Drawer Box

# Platform Bed

**IT-303**

## Platform Bed

Toe kick - with 3 drawers per side

**standard undermount soft close slides**

*Shown in Queen Size, Rustic Rough Sawn*

*Brown Maple with Almond stain #10 sheen*

*Shown with ITG-091-2 Grandon Bed*

19¼" overall height

Twin: 42¼" W x 75½" L

Full: 57¾" W x 75½" L

Queen: 64¾" W x 80½" L

King: 80¾" W x 80½" L

Cal. King: 76¾" W x 84½" L



*Combo Treasure  
Drawer option*

**ADD THE BUILT-IN  
DRAWER BOX TO ANY  
ROUGH SAWN BED**

# Platform Bed

# Platform Bed

**IT-304**

## Platform Bed

Toe kick - with 3 drawers per side  
**standard undermount soft close slides**

*Shown in Queen Size,  
Oak with Charwood stain*

14" overall platform height

Twin: 43 $\frac{3}{4}$ " W x 75 $\frac{1}{2}$ " L  
Full: 57 $\frac{1}{4}$ " W x 75 $\frac{1}{2}$ " L  
Queen: 64 $\frac{1}{4}$ " W x 80 $\frac{1}{2}$ " L  
King: 80 $\frac{1}{4}$ " W x 80 $\frac{1}{2}$ " L  
Cal. King: 76 $\frac{1}{4}$ " W x 84 $\frac{1}{2}$ " L

**CHOOSE YOUR FAVORITE  
HEADBOARD AND FOOTBOARD**



*Shown with  
**ITBP-099**  
Bow Panel bed*



*Shown with **ITBP-099**  
Bow Panel HB only*

# Platform Bed

## IT-305

### Platform Bed

toe kick & wood knobs standard  
**standard undermount soft close slides**

*Shown in Queen Size,  
Oak with Lite Asbury stain*

14" overall platform height

Twin: N/A

Full: 57 $\frac{1}{4}$ " W x 77 $\frac{1}{4}$ " L

Queen: 64 $\frac{1}{4}$ " W x 82 $\frac{1}{4}$ " L

King: 80 $\frac{1}{4}$ " W x 82 $\frac{1}{4}$ " L

Cal. King: 76 $\frac{1}{4}$ " W x 86 $\frac{1}{4}$ " L

**CHOOSE YOUR  
FAVORITE HEADBOARD**



*Fake drawer fronts on both sides*

# Platform Bed

# Platform Bed

**BEST  
SELLER**

**IT-306**

## Platform Bed

toe kick & wood knobs standard  
**standard undermount soft close slides**

*Shown in Queen Size,  
Rustic Hickory with Golden Harvest stain*

19¼" overall platform height

Twin: 42¼" W x 75½" L  
Full: 55¾" W x 75½" L  
Queen: 62¾" W x 80½" L  
King: 78¾" W x 80½" L  
Cal. King: 74¾" W x 84¼" L

**CHOOSE YOUR FAVORITE  
HEADBOARD AND FOOTBOARD**



*Shown with **ITBC-057**  
Boulder Creek HB only*



*Shown with **ITBC-057**  
Boulder Creek bed*



*Combo Treasure  
Drawer option*



# Platform Bed

**IT-307**

Platform Bed

toe kick standard

**standard undermount soft close slides**

*Shown in Queen size, Rustic Rough Sawn  
Brown Maple with Almond stain #10 sheen*

19¼" overall platform height

Twin: N/A

Full: 57½" W x 77½" L

Queen: 64½" W x 82½" L

King: 80½" W x 82½" L

available in all wood species

**CHOOSE YOUR  
FAVORITE HEADBOARD**



*Combo Treasure Drawer option*



*Footboard end features:  
Full/Queen – 1 large drawer  
King – 2 separate drawers*



*Shown with **IT-506**  
Bookcase Headboard*



# Day Beds



**IT-401** Dumont Day Bed ..... pg 117

**IT-402** Mission Day Bed ..... pg 118

**IT-403** Panel Day Bed ..... pg 119

**IT-404** Sleigh Day Bed ..... pg 120

# Day Beds



# Dumont Day Bed

**IT-401**

## Dumont Day Bed

standard with plywood base  
Shown in Rustic Rough Sawn Brown Maple  
with Bel Air stain #10 sheen

83½" W x 44¾" D x 44¼" H



# Dumont Day Bed

# Mission Day Bed

**IT-402**

Mission Day Bed

standard with plywood base

*Shown in Oak with Vintage Antique stain*

87" W x 43 $\frac{3}{4}$ " D x 44" H



# Mission Day Bed

# Panel Day Bed

**BEST  
SELLER**

**IT-403**

Panel Day Bed  
standard with plywood base  
*Shown in Brown Maple  
with Rich Tobacco stain*

83½" W x 43¾" D x 44" H



# Panel Day Bed

# Sleigh Day Bed

**IT-404**

Sleigh Day Bed  
standard with plywood base  
*Shown in Oak with SWT stain*

86" W x 41 $\frac{3}{8}$ " D x 43 $\frac{3}{4}$ " H



*Shown with Trundle*

# Sleigh Day Bed



# Bookcase Beds



- IT-501** Bookcase Bed ..... pg 123
- IT-502** Bookcase Bed ..... pg 124
- IT-503** Boulder Creek Bookcase Bed ..... pg 125
- IT-504** Empire Bookcase Bed ..... pg 126
- IT-505** Lexington Bookcase Bed ..... pg 127
- IT-506** Bookcase Bed ..... pg 128
- IT-507** Old Classic Sleigh  
Bookcase Bed ..... pg 129

# Bookcase Beds



# Bookcase Headboard

**IT-501**

## Bookcase Headboard

*Shown in Queen Size,  
ITLF-10 footboard,  
Oak with Earthtone stain*

HB 9" deep x 43" high

Twin: 45½" W x 86¾" L

Full: 59" W x 86¾" L

Queen: 66" W x 91¾" L

King: 82" W x 91¾" L

Cal. King: 78" W x 95¾" L



*Sliding doors*

# Bookcase Headboard

# Bookcase Headboard

**BEST  
SELLER**

**IT-502**

## Bookcase Headboard standard undermount soft close slides

*Shown in Queen Size, ITLF-10 footboard,  
Oak with Earthtone stain*

HB 12" deep x 52½" high

Twin: 45½" W

Full: 59" W

Queen: 66" W

King: 82" W

Cal. King: 78" W



**COMBINE WITH ANY  
PLATFORM OR FOOTBOARD  
FOR COMPLETE BED.**



*Standard  
features  
on both  
sides of  
headboard*



34"



*Optional hidden drawer*



*Shown with **IT-306**  
platform*

# Boulder Creek Bookcase

**IT-503**

Boulder Creek  
Bookcase Headboard  
standard undermount soft close slides

*Shown in Queen Size, ITBC-057 footboard,  
Rustic Hickory with Golden Pecan Stain*

HB 12" deep x 70" high

Twin: 45½" W  
Full: 59" W  
Queen: 66" W  
King: 82" W  
Cal. King: 78" W



**COMBINE WITH ANY  
PLATFORM OR FOOTBOARD  
FOR COMPLETE BED.**



*Standard  
features on  
both sides of  
headboard*



34"



*Optional  
hidden  
drawer*

# Empire Bookcase

**IT-504**

## Empire Bookcase Headboard

**standard undermount soft close slides**  
*Shown in Queen Size, IT-301 Storage Footboard,  
Oak with Tavern stain*

HB 12" deep x 70½" high

Twin: N/A  
Full: 66¾" W  
Queen: 73¾" W  
King: 89¾" W  
Cal. King: 85¾" W



**COMBINE WITH ANY  
PLATFORM OR FOOTBOARD  
FOR COMPLETE BED.**



*Standard  
features on  
both sides of  
headboard*



*Optional  
hidden  
drawer*

# Lexington Bookcase



**IT-505**

## Lexington Bookcase Headboard

**standard undermount soft close slides**

*Shown in Queen Size, IT-304 Platform Bed,  
Brown Maple with Golden Brown stain*

HB 12" deep x 68½" high

Twin: N/A

Full: 63" W

Queen: 70" W

King: 86" W

Cal. King: 82" W

**COMBINE WITH ANY  
PLATFORM OR FOOTBOARD  
FOR COMPLETE BED.**



*Standard  
features on  
both sides of  
headboard*



*Optional  
hidden  
drawer*

# Bookcase Headboard

**IT-506**

**Bookcase Headboard**  
standard undermount soft close slides

*Shown in Queen Size, **LF-10** footboard,  
Rustic Rough Sawn Brown Maple with  
Almond stain #10 sheen*

HB 14 $\frac{1}{4}$ " deep x 56" high

Twin: 51 $\frac{1}{8}$ " W  
Full: 64 $\frac{5}{8}$ " W  
Queen: 71 $\frac{5}{8}$ " W  
King: 87 $\frac{5}{8}$ " W  
Cal. King: 83 $\frac{5}{8}$ " W



available in all wood species  
options: strip light with touch dimmer,  
soft close mechanism on sliding doors

**COMBINE WITH ANY  
PLATFORM OR FOOTBOARD  
FOR COMPLETE BED.**




*Standard  
features on  
both sides of  
headboard*



34"

*Lift-up lid*





# Old Classic Sleigh Bookcase

**IT-507**

## Old Classic Sleigh Bookcase Headboard

*Shown in Queen Size,  
OSWO with Michaels Cherry Stain*

HB 58 $\frac{1}{4}$ " - FB 35"

Twin: 43" W x 94" L

Full: 56 $\frac{1}{2}$ " W x 94" L

Queen: 63 $\frac{1}{2}$ " W x 99" L

King: 79 $\frac{1}{2}$ " W x 99" L


Cal. King: 75 $\frac{1}{2}$ " W x 103" L



# Old Classic Sleigh



# Bunk Beds



**IT-601** Ladder Bunk Bed ..... pg 133

**IT-602** Mission Bunk Bed ..... pg 134

**IT-603** Shaker Bunk Bed ..... pg 135

**IT-604** Houston Bunk Bed ..... pg 136

# Bunk Beds



# Ladder Bunk

**IT-601**

## Ladder Bunk Bed

*Shown in Twin/Twin,  
Oak with Earthtone stain*

**BEST  
SELLER**

Twin/Twin Size:

43 $\frac{1}{8}$ " W x 80" L x 62" H

Twin/Full Size:

56 $\frac{1}{8}$ " W x 80" L x 62" H

Full/Full Size:

56 $\frac{1}{8}$ " W x 80" L x 62" H

Twin/Queen:

63 $\frac{5}{8}$ " W x 85" L x 62" H

Full/Queen:

63 $\frac{5}{8}$ " W x 85" L x 62" H



# Ladder Bunk

# Mission Bunk

**IT-602**

## Mission Bunk Bed

*Shown in Twin/Full Size,  
Oak with Tavern stain*

Twin/Twin Size:  
48¾" W x 81" L x 68" H

Twin/Full Size:  
62¼" W x 81" L x 68" H

Full/Full Size:  
62¼" W x 81" L x 68" H

Twin/Queen:  
69¼" W x 86" L x 68" H

Full/Queen:  
69¼" W x 86" L x 68" H



# Mission Bunk

# Shaker Bunk

**IT-603**

## Shaker Bunk Bed

*Shown in Twin/Full Size,  
Brown Maple with Burnt Umber stain*

Twin/Twin Size:  
45 $\frac{1}{4}$ " W x 81" L x 68" H

Twin/Full Size:  
58 $\frac{3}{4}$ " W x 81" L x 68" H

Full/Full Size:  
58 $\frac{3}{4}$ " W x 81" L x 68" H

Twin/Queen:  
65 $\frac{3}{4}$ " W x 86" L x 68" H

Full/Queen:  
65 $\frac{3}{4}$ " W x 86" L x 68" H



# Shaker Bunk

# Houston Bunk

**IT-604**

## Houston Bunk Bed

True mortise & tenon /  
wood pin construction

*Shown in Twin/Twin Size, Rustic Rough Sawn  
Brown Maple with Tavern stain #10 sheen*

Twin/Twin Size:

50 $\frac{1}{4}$ " W x 86 $\frac{3}{4}$ " L x 68 $\frac{1}{4}$ " H

Twin/Full Size:

63 $\frac{3}{4}$ " W x 86 $\frac{3}{4}$ " L x 68 $\frac{1}{4}$ " H

Full/Full Size:

63 $\frac{3}{4}$ " W x 86 $\frac{3}{4}$ " L x 68 $\frac{1}{4}$ " H

Full/Queen:

70 $\frac{3}{4}$ " W x 91 $\frac{3}{4}$ " L x 68 $\frac{1}{4}$ " H

Queen/Queen:



70 $\frac{3}{4}$ " W x 91 $\frac{3}{4}$ " L x 68 $\frac{1}{4}$ " H



# Houston Bunk



# Stand Alone Beds



- IT4P-074** 4-Panel ..... pg 139
- ITAM-065** American Mission ..... pg 140
- ITAP-064** American Panel ..... pg 141
- ITBP-099** Bow Panel ..... pg 142
- ITTR-059** Trestle..... pg 143

# Stand Alone Beds



# 4-Panel

**IT4P-074**

4-Panel

*Shown in Queen Size,  
Oak with FC-7992 Asbury Brown stain*

HB 53" - FB 22"

Twin: 45 $\frac{1}{4}$ " W x 81" L

Full: 58 $\frac{3}{4}$ " W x 81" L

Queen: 65 $\frac{3}{4}$ " W x 86" L

King: 81 $\frac{3}{4}$ " W x 86" L

Cal. King: 77 $\frac{3}{4}$ " W x 90" L



# 4-Panel

# American Mission

**ITAM-065**

American Mission

*Shown in Queen Size,  
Brown Maple with Briar stain*

HB 58" - FB 28½"

Twin: 45" W x 83¾" L

Full: 58½" W x 83¾" L

Queen: 65½" W x 88¾" L

King: 81½" W x 88¾" L

Cal. King: 77½" W x 92¾" L



*Bevel caps standard*

# American Mission

# American Panel

**ITAP-064**

American Panel

*Shown in Queen Size,  
Rustic Hickory with Chestnut stain*

HB 58" - FB 29"

Twin: 45" W x 83 $\frac{3}{4}$ " L

Full: 58 $\frac{1}{2}$ " W x 83 $\frac{3}{4}$ " L

Queen: 65 $\frac{1}{2}$ " W x 88 $\frac{3}{4}$ " L

King: 81 $\frac{1}{2}$ " W x 88 $\frac{3}{4}$ " L

Cal. King: 77 $\frac{1}{2}$ " W x 92 $\frac{3}{4}$ " L



*Bevel caps standard*

# American Panel

# Bow Panel

**ITBP-099**

**Bow Panel**

*Shown in Queen Size,  
Oak with Charwood stain*

HB 59" - FB 30½"

Twin: 43½" W x 82" L

Full: 57" W x 82" L

Queen: 64" W x 87" L

King: 80" W x 87" L

Cal. King: 76" W x 91" L



# Bow Panel

# Trestle

**ITTR-059**

Trestle

*Shown in Queen Size,  
Oak with Dark Knight stain*

HB 55" - FB 30"

Twin: 49 $\frac{1}{4}$ " W x 81 $\frac{3}{4}$ " L  
Full: 62 $\frac{3}{4}$ " W x 81 $\frac{3}{4}$ " L  
Queen: 69 $\frac{3}{4}$ " W x 86 $\frac{3}{4}$ " L  
King: 85 $\frac{3}{4}$ " W x 86 $\frac{3}{4}$ " L  
Cal. King: 81 $\frac{3}{4}$ " W x 90 $\frac{3}{4}$ " L



# Trestle

